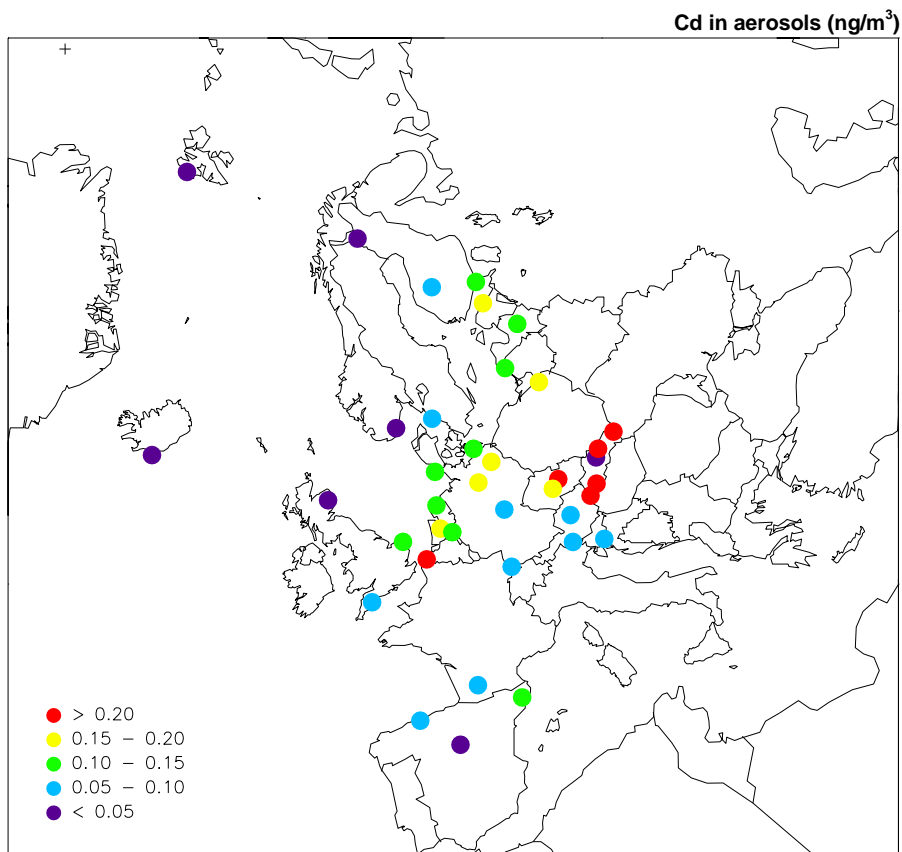


Heavy metals and POP measurements, 2007

Wenche Aas and Knut Breivik



NILU : EMEP/CCC-Report 3/2009
REFERENCE : O-95038 / O-99050
DATE : AUGUST 2009

**EMEP Co-operative Programme for Monitoring and Evaluation
of the Long-range Transmission of Air Pollutants
in Europe**

**Heavy metals and POP measurements,
2007**

Wenche Aas and Knut Breivik



Norwegian Institute for Air Research
PO Box 100, NO-2027 Kjeller, Norway

Contents

	Page
1. Introduction.....	5
2. Measurement programme.....	5
2.1 Monitoring sites for heavy metals	5
2.2 Monitoring sites for POPs	9
2.3 Sampling and analytical techniques	9
3. Presentation of the measurement data.....	13
3.1 Heavy metal concentrations over Europe.....	13
3.1.1 Lead in precipitation	13
3.1.2 Cadmium in precipitation	13
3.1.3 Mercury in precipitation	14
3.1.4 Lead in aerosols	14
3.1.5 Cadmium in aerosols	14
3.1.6 Mercury in air	14
3.2 Concentrations of POPs.....	20
3.3 Annual summaries	23
3.4 Monthly summaries	25
3.5 Update.....	26
4. Conclusions and recommendations.....	26
5. Acknowledgements	26
6. References	28
Annex 1 Annual statistics for heavy metals in precipitation.....	31
Annex 2 Annual statistics for heavy metals in air	45
Annex 3 Annual statistics for POPs in precipitation.....	57
Annex 4 Annual statistics for POPs in air.....	61
Annex 5 Monthly and annual mean values for heavy metals in precipitation.....	67
Annex 6 Monthly and annual mean values for heavy metals in air.....	83
Annex 7 Monthly mean values for POPs in precipitation	97
Annex 8 Monthly mean values on data for POPs in air.....	107

Heavy metals and POP measurements, 2007

1. Introduction

Heavy metals and persistent organic pollutants (POPs) were included in EMEP's monitoring program in 1999. However, earlier data has been available and collected, and the EMEP database thus also includes older data, even back to 1988 for a few sites. A number of countries have been reporting heavy metals and POPs within the EMEP area in connection with different national and international programmes such as HELCOM, AMAP and OSPARCOM.

During the seventh phase of EMEP (EB.AIR/GE.1/1998/8) it was recommended that the future works under the Convention should concentrate on eight priority elements: lead (Pb), mercury (Hg), cadmium (Cd), chromium (Cr), nickel (Ni), zinc (Zn), copper (Cu) and arsenic (As). Particular attention should be paid to the first three elements.

The strategic long-term plans on POPs (EB.AIR/GE.1/1997/8) recommended to take a stepwise approach, and the following compounds or groups of compounds should be included in the first step: polycyclic aromatic hydrocarbons (PAHs), polychlorinated biphenyls (PCBs), HCB, chlordane, lindane, α -HCH, DDT/DDE.

These recommendations for heavy metals and POPs are implemented in the EMEP monitoring strategy and measurement program for 2004–2009 (EB.AIR/GE.1/2004/5).

So far, thirteen reports have been published (EMEP/CCC-Reports 8/96, 9/97, 7/98, 7/99, 2/2000, 9/2001, 9/2002, 1/2003, 7/2004, 9/2005, 7/2006, 6/2007, 4/2008) which present data on heavy metals and POPs from national and international measurement programmes for the period 1987 to 2006. In this report data from 2007 are presented. All these data are also available from the EMEP's homepage, <http://www.nilu.no/projects/ccc/emepdata.html> and direct access through the database at <http://ebas.nilu.no/>.

2. Measurement programme

The site codes used in this report are the codes used for data submission and storage in the EMEP database, or codes used in the AMAP, OSPARCOM or HELCOM programmes. The codes consist of the two-letter ISO code for the countries, a four-digit number and a letter indicating the type of station, regional (R) or global (G).

2.1 Monitoring sites for heavy metals

The locations of the measurement sites, which have delivered data on heavy metals for 2007, are found in Figure 1 and Table 1. The sites are divided in those measuring both concentrations in air and in precipitation, and those measuring only one of them. In 2007, there were 29 sites measuring heavy metals in both air and precipitation, and altogether there were 66 measurement sites. This is the

same number as in 2006, There was 22 sites measuring at least one form of mercury (Figure 2), which is an increase of 6 sites from the previous year. However, from Figure 1 and Figure 2 one can see that the spatial reduction in east and southern Europe is still unsatisfactory, especially for mercury, though the situation is improving. It is further on, few sites measuring both in air and precipitation. The EMEP monitoring strategy for 2004-2009 (EB.AIR/GE.1/2004/5) and the EUs daughter directive on heavy metals and PAH (EU, 2004) will expectantly improve this situation. It is already seen that a few countries have started measuring heavy metals (Cyprus, France, Italy and Hungary) since 2003. A problem is that some countries have campaign measurements but not long term commitments for monitoring of heavy metals.

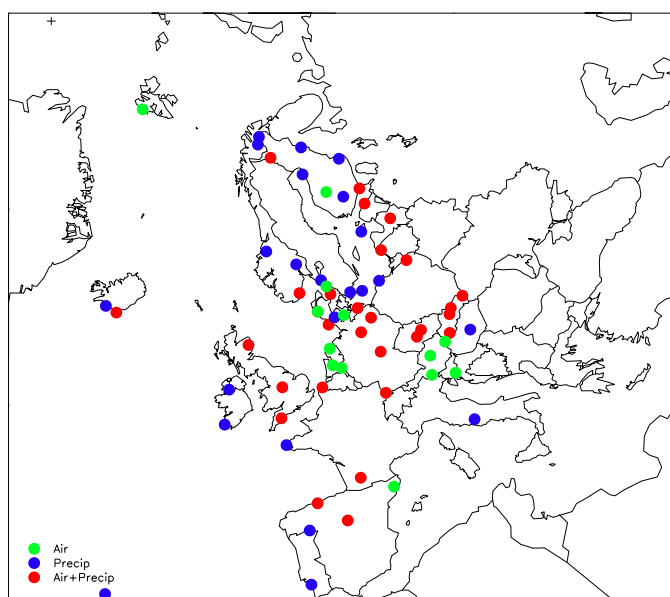


Figure 1: Measurement network of heavy metals (+ Cyprus outside the map area), 2007.

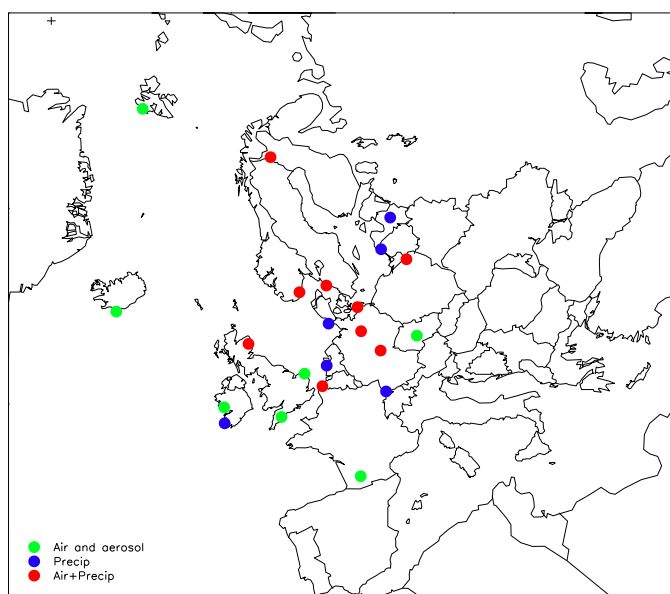


Figure 2: Measurement network of mercury, 2007.

Table 1: Monitoring stations and the sampling program of heavy metals, 2007.

Country	Code	Station name	Latitude	Longitude	hosl	Metals in air	Metals in precip
Austria	AT0002R	Illmitz	47 46 0 N	16 46 0 E	117	Cd, Pb, Ni, As	
	AT0005R	Vorhegg	46 40 40 N	12 58 20 E	1020	Cd, Pb, Ni, As	
	AT0048	Zoebelboden	47 50 19 N	14 26 29 E	899	Cd, Pb, Ni, As	
Belgium	BE0014	Koksijde	54 7 12 N	2 39 35 E	7	Cd,Cu,Ni,Pb,Zn,Hg	As,Cd,Cr,Cu,Hg,Ni,Pb
Cyprus	CY0002R	Ayia Marina	35 2 20 N	33 3 29 E	532	Cd,Pb,Ni,As,Hg	
Czech Republic	CZ0001R	Svratouch	49 44 0 N	16 2 0 E	737	As,Cd,Cu,Mn,Ni,Pb	Cd,Fe,Ni,Pb
	CZ0003R	Košetice	49 35 0 N	15 5 0 E	534	As,Cd,Cu,Hg, Mn,Ni,Pb	Cd,Fe,Ni,Pb
Germany	DE0001R	Westerland	54 55 32 N	8 18 35 E	12	As,Cd,Cu,Co,Fe,Pb, Mn,Ni,Sb,V	As,Cd,Cu,Cr,Co,Fe,Hg,Pb, Mn,Ni,Se,Sb,Tl,V,Zn
	DE0002R	Langenbrügge	52 48 8 N	10 45 34 E	74	As,Cd,Cu,Co,Fe,Hg,Pb, Mn,Ni,Sb,V,Zn	As,Cd,Cu,Cr,Co,Fe,Hg,Pb, Mn,Ni,Se,Sb,V,Zn
	DE0003R	Schauinsland	47 54 53 N	7 54 31 E	1205	As,Cd,Cu,Co,Fe,Pb, Ni,Sb,V,Zn	As,Cd,Cu,Cr,Co,Fe,Hg,Pb, Mn,Ni,Se,Sb,Tl,V,Zn
	DE0007R	Neuglobsow	53 10 0 N	13 2 0 E	65	As,Cd,Cu,Co,Fe,Pb, Mn,Ni,Sb,V,Zn	As,Cd,Cu,Cr,Co,Fe,Pb, Mn,Ni,Se,Sb,Tl,V,Zn
	DE0008R	Schmücke	50 39 0 N	10 46 0 E	937	As,Cd,Cu,Co,Fe,Hg,Pb, Mn,Ni,Sb,V	As,Cd,Cu,Cr,Co,Fe,Hg,Pb, Mn,Ni,Se,Sb,Tl,V,Zn
	DE0009R	Zingst	54 26 0 N	12 44 0 E	1	As,Cd,Cu,Co,Hg,Fe,Pb, Mn,Ni,Sb,V,Zn	As,Cd,Cu,Cr,Co,Fe,Hg,Pb, Mn,Ni,Se,Sb,Tl,V,Zn
Denmark	DK0003R	Tange	56 21 0 N	9 36 0 E	13	As,Cr,Cu,Fe,Pb,Mn,Ni,Zn	
	DK0005R	Keldsnor	54 44 0 N	10 44 0 E	1	As,Cr,Cu,Fe,Pb,Mn,Ni,Zn	
	DK0008R	Anholt	56 43 0 N	11 31 0 E	40	As,Cr,Cu,Fe,Pb,Mn,Ni,Zn	As,Cd,Cr,Cu,Pb,Ni,Zn
	DK0020R	Pedersker	55 1 1 N	14 56 45 E	5		As,Cd,Cr,Cu,Pb,Ni,Zn
	DK0022R	Sepstrup Sande	55 5 0 N	9 36 0 E	60		As,Cd,Cr,Cu,Pb,Ni,Zn
Estonia	DK0031R	Ulborg	56 17 0 N	8 26 0 E	10	As,Cd,Cr,Cu,Fe,Pb,Mn,Ni,Zn	As,Cd,Cr,Cu,Pb,Ni,Zn
	EE0009R	Lahemaa	59 30 0 N	25 54 0 E	32	As,Cd,Pb,Ni	As,Cd,Cu,Pb,Zn
Spain	EE0011R	Vilsandy	58 23 0 N	21 49 0 E	6		Cd,Cu,Pb,Zn
	ES0008R	Niembro	43 26 22 N	4 51 1 W	134	As,Cd,Cr,Cu,Pb,Ni,Zn	As,Cd,Cu,Cr,Pb,Ni,Zn
Finland	ES0009R	Campisabalos	41 16 27 N	3 8 34 W	1360	As,Cd,Cr,Cu,Pb,Ni,Zn	As,Cd,Cr,Cu,Pb,Ni,Zn
	ES1778R	Montseny	41 46 0 N	2 21 0 E	720	As,Cd,Cr,Co,Cu,Fe,Pb,Mn,Ni,V,Zn,Sr,U, Th,Ti,Sb,Sn,Rb,La,Ce,Ba,Se,Tl	
	FI0008R	Kevo	69 45 0 N	27 0 0 E	80		Al,As,Cd,Cr,Cu,Fe,Pb,Mn,Ni,V,Zn
France	FI0017R	Virolahti II	60 31 36 N	27 41 10 E	8	As,Cd,Cr,Co,Cu,Fe,Pb,Mn,Ni,V,Zn	Al,As,Cd,Cr,Cu,Fe,Pb,Mn,Ni,V,Zn
	FI0022R	Oulanka	66 19 13 N	29 24 6 E	310		Al,As,Cd,Cr,Cu,Fe,Pb,Mn,Ni,V,Zn
	FI0036R	Matarova	68 0 0 N	24 14 23 E	340	As,Cd,Cr,Co,Cu,Fe,Pb,Mn,Ni,V,Zn	Al,As,Cd,Cr,Cu,Fe,Pb,Mn,Ni,V,Zn
	FI0037R	Ähtäri II	62 35 0 N	24 11 0 E	180	As,Cd,Cr,Co,Cu,Fe,Pb,Mn,Ni,V,Zn	
	FI0053R	Hailuoto II	65 0 0 N	24 41 39 E	4		Al,As,Cd,Cr,Cu,Fe,Pb,Mn,Ni,V,Zn
	FI0092R	Hietajarvi	63 10 0 N	30 43 0 E	173		Al,As,Cd,Cr,Cu,Fe,Pb,Mn,Ni,V,Zn
	FI0093R	Kotinen	61 13 48 N	25 4 0 E	158		Al,As,Cd,Cr,Cu,Fe,Pb,Mn,Ni,V,Zn
	FI0096R	Pallas	67 58 0 N	24 7 0 E	566	Hg	Hg
	FR0013	Peyrusse Vieille	43 37 0 N	0 11 0 E	20	As,Cd,Cr,Cu,Hg,Pb,Ni,Zn	As,Cd,Cu,Cr,Ni,Pb,Zn
	FR0090	Porspoder	48 31 0 N	4 45 0 W	50		As,Cd,Cu,Cr,Ni,Pb,Zn

Table 1, cont.

Country	Code	Station name	Latitude			Longitude			hosl	Metals in air	Metals in precip
Great Britain	GB0006R	Lough Navar	54	26	35 N	7	52	12 W	126		As,Cd,Cr,Cu,Pb,Ni,Zn
	GB0013R	Yarner Wood	50	35	47 N	3	42	47 W	11	As,Cd,Cr,Cu,Hg,Pb,Ni,Zn	As,Cd,Cr,Cu,Pb,Ni,Zn
	GB0017R	Heigham Holmes	54	45	14 N	1	38	22 W	267	As,Cd,Cr,Cu,Hg,Pb,Ni,Zn	As,Cd,Cr,Cu,Pb,Ni,Zn
	GB0091R	Banchory	57	5	0 N	2	32	0 W	120	As,Cd,Cr,Cu,Hg,Pb,Ni,Zn	As,Cd,Cr,Cu,Hg,Pb,Ni,Zn
Hungary	HU0002R	K-puszta	46	58	0 N	19	35	0 E	125		Pb, Cd
Ireland	IE0001R	Valentina Obs.	51	56	23 N	10	14	40 W	11		Al,As,Cd,Cr,Cu,Pb,Mn,Hg,Ni,V,Zn
	IE0031R	Mace head	53	10	0 N	9	30	0 W	15	Hg	
Iceland	IS0090R	Reykjavik	64	8	0 N	21	54	0 W	52		Al,As,Cd,Cr,Cu,Fe,Pb,Mn,Ni,V,Zn
	IS0091R	Storhofdi	63	24	0 N	20	17	0 W	118	Al,As,Cd,Cr,Cu,Fe,Pb,Mn,Hg, Ni,V,Zn	Al,As,Cd,Cr,Cu,Fe,Pb,Mn,Ni,V,Zn
Italy	IT0001R	Montelibretti	42	6	0 N	12	38	0 E	48		Cd,Cu,Pb,Zn
Latvia	LV0010R	Rucava	56	9	44 N	21	10	23 E	18	As,Cd,Cu,Cr,Ni,Mn,Zn,Pb	As,Cd,Cr,Cu,Hg,Pb,Mn,Ni,Zn
	LV0016R	Zoseni	57	8	7 N	25	54	20 E	182	As,Cd,Cu,Cr,Ni,Mn,Zn,Pb	As,Cd,Cr,Cu,Hg,Pb,Mn,Ni,Zn
Netherlands	NL0008R	Bilthoven	52	7	0 N	5	12	0 E	5	As,Cd,Pb,Ni,Zn	
	NL0009R	Kollumerwaard	53	20	2 N	6	16	38 E	1	As,Cd,Pb,Ni,Zn	
	NL0091R	De Zilk	52	18	0 N	4	30	0 E	4	As,Cd,Pb,Ni,Zn	Hg
Norway	NO0001R	Birkenes	58	23	0 N	8	15	0 E	190	As,Cd,Cr,Co,Cu,Pb,Hg,Ni,V,Zn	As,Cd,Cr,Co,Cu,Pb,Hg,Ni,V,Zn
	NO0039R	Kårvatn	62	47	0 N	8	53	0 E	210		Cd,Pb,Zn
	NO0042G	Zeppelin	78	54	0 N	11	53	0 E	474	As,Cd,Cr,Co,Cu,Pb,Mn,Hg,Ni,V,Zn	
	NO0055R	Karasjok	69	28	0 N	25	13	0 E	333		Cd,Pb,Zn
	NO0056R	Hurdal	60	22	0 N	11	4	0 E	300		Cd,Pb,Zn
Poland	PL0004R	Leba	54	45	13 N	17	32	5 E	2		Cd,Cr,Cu,Pb,Ni,Zn
	PL0005R	Diabla Gora	54	9	0 N	22	4	0 E	157	As,Cd,Cr,Cu,Pb,Hg,Ni,Zn	As,Cd,Cr,Cu,Pb,Hg,Ni,Zn
Portugal	PT0001R	Braganca	41	48	0 N	6	43	58 W	690		Cd,Cu,Pb,Mn,Ni
	PT0003R	Viana do Castelo/Chafe	41	39	0 N	8	48	0 W	48		Cd,Cu,Pb,Mn,Ni,Zn (5 month)
	PT0004R	Monte Velho	38	5	0 N	8	48	0 W	43		Cd,Cu,Pb,Mn,Ni
	PT0010R	Angra do Heroismo	38	40	0 N	27	13	0 W	74		Cd,Cu,Pb,Mn,Ni,Zn
	SE0014R	Rão	57	23	0 N	11	53	0 E	10	As,Cd,Pb,Hg,Ni	Hg
	SE0051R	Arup	55	45	0 N	13	40	0 E	157		As,Cd,Cr,Co,Cu,Pb,Mn,Ni,V,Zn
	SE0097R	Gårdsjön	58	3	0 N	12	1	0 E	126		As,Cd,Cr,Co,Cu,Pb,Mn,Ni,V,Zn
Slovenia	SI0008R	Iskrba	45	34	0 N	14	52	0 E	520	As,Cd,Pb,Ni	
Slovakia	SK0002R	Chopok	48	56	0 N	19	35	0 E	2008	As,Cd,Cr,Cu,Pb,Ni,Zn	As,Cd,Cr,Cu,Pb,Ni,Zn
	SK0004R	Stará Lesná	49	9	0 N	20	17	0 E	808	As,Cd,Cr,Cu,Pb,Ni,Zn	As,Cd,Cr,Cu,Pb,Ni,Zn
	SK0006R	Starina	49	3	0 N	22	16	0 E	345	As,Cd,Cr,Cu,Pb,Ni,Zn	As,Cd,Cr,Cu,Pb,Ni,Zn
	SK0007R	Topolniky	47	57	36 N	17	51	38 E	113	As,Cd,Cr,Cu,Pb,Ni,Zn	As,Cd,Cr,Cu,Pb,Ni,Zn

2.2 Monitoring sites for POPs

The locations of the measurement sites, which have delivered POPs for 2007, are shown in Figure 3 and Table 2. In 2007 there were 10 sites measuring POPs in both compartments, and altogether there were 18 measurement sites, three more than in 2006, two additions were in Germany and one in Estonia.

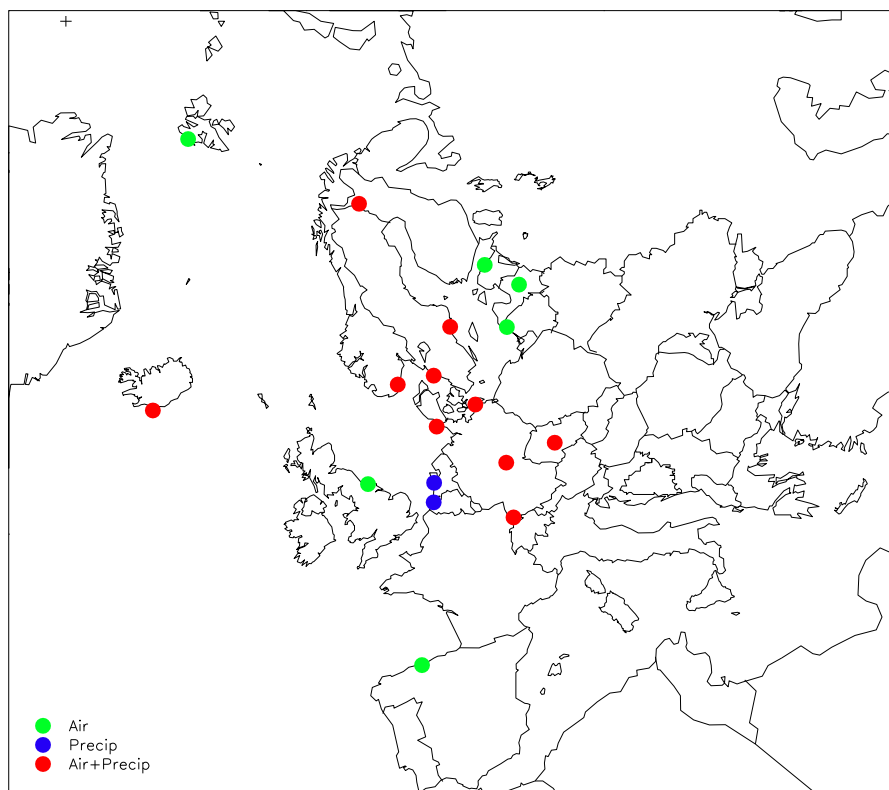


Figure 3: Monitoring network of POPs in EMEP, 2007.

As for heavy metal measurements, the distribution and number of sites measuring POPs are insufficient, but the EU's daughter directive on PAH (EU, 2004) and the Stockholm Convention on POPs have had a positive effect also on the number of EMEP sites which is slowly improving.

2.3 Sampling and analytical techniques

A brief summary of the sampling and analytical techniques used for the 2007-data are given in Table 3 and Table 4 for POPs and heavy metals, respectively.

Table 2: Monitoring stations and their sampling program of POP, 2007.

Country	Code	Name	Latitude	Longitude	hasl	POPs in air and aerosol	POPs in precipitation
Belgium	BE0014R	Koksijde	54 7 12 N	2 39 35 E	7		Pesticides, HCHs
Czech rep.	CZ0003R	Kosetice	49 35 0 N	15 5 0 E	534	PAHs, PCBs, pesticides, HCHs	PAHs, PCBs, pesticides, HCH
Germany	DE0001R	Westerland	54 55 32 N	8 18 35 E	12	PAHs	PAHs, PCBs, pesticides, HCB, HCHs
	DE0003R	Schauinsland	47 54 53 N	7 54 31 E	1205	PAHs	PAHs, PCBs, pesticides, HCB, HCHs
	DE0008R	Schmücke	50 39 0 N	10 46 0 E	937	PAHs	PAHs, PCBs, pesticides, HCB, HCHs
	DE0009R	Zingst	54 26 0 N	12 44 0 E	1	PAHs	PAHs, PCBs, pesticides, HCB, HCHs
Estonia	EE0009R	Lahemaa	59 30 0 N	25 34 0 E	32	PAH (Benzo[a]pyrene)	
Spain	ES0008R	Niembro	43 26 22 N	4 51 1 W	134	PAHs	
Finland	FI0096R	Pallas	67 58 0 N	24 7 0 E	566	PAHs, PCBs, pesticides, HCHs	PAHs, PCBs, HCHs
Great Britain	GB0014R	High Muffles	54 20 4 N	0 48 27 W	267	PAHs, PCBs	
Island	IS0091R	Storhofdi	63 24 0 N	20 17 0 W	118	PCBs, pesticides, HCB, HCHs	PCBs, pesticides, HCB, HCHs
Latvia	LV0010R	Rucava	56 9 44 N	21 10 23 E	18	PAH (Benzo[a]pyrene)	
	LV0016R	Zoseni	57 8 7 N	25 54 20 E	182	PAH (Benzo[a]pyrene)	
Netherlands	NL0091R	De Zilk	52 18 0 N	4 30 0 E	4		gHCH
Norway	NO0042G	Spitsbergen	78 54 0 N	11 53 0 E	474	PAHs, PCBs, pesticides, HCHs, HCB	
	NO0001R	Birkenes	58 23 0 N	8 15 0 E	190	PCB, HCB, HCHs	PCBs, HCB, HCHs
Sweden	SE0012R	Aspvreten	58 48 0 N	17 23 0 E	20	PAHs, PCBs, pesticides	PAHs, PCBs, HCHs
	SE0014R	Råö	57 23 38 N	11 55 50 E	5	PAHs, PCBs, pesticides	PAHs, PCBs, HCHs

Table 3: Measurement methods for POPs, 2007.

Country	Precipitation		Air and aerosols		Laboratory method
	Sampling method	Frequency	Sampling method	Frequency	
Belgium	wet only	Monthly			Dual column GC-ECD
Czech rep.	wet only	Daily	HV-GRASEBY,PUR-foam 300-400m ³ /day	1d a week	HPLC, GC-MS
Germany	wet only	Monthly	High vol	monthly	GC-MS
Estonia			PM ₁₀	weekly	
Spain			PM ₁₀ , High vol	24h, once every 8 days	GC-MS
Finland	Bulk (precip + dry dep)	1 w a month	High vol.	1 w a month	HPLC, GC-MS
Great Britain			High Vol. Whatman GF filter + 2 PUR foams.5m ³ /h	biweekly sampling, 3 monthly analysis	GC-MS
Iceland	bulk, (Steel funnel 1m ² /PUF foam)	Biweekly	PUF-foam 1000m ³ /15days	Biweekly	GC-ECD
Latvia			Whatman GF filter	Monthly	GC-MS
Netherlands	bulk	4 weekly			GC-MS
Norway	bulk, funnel and bottle of glass	Weekly	High Vol. Gelman AE filter + 2 PUR foams. 20m ³ /h	NO01: 24h a week NO42: 48h a week	GC-MS
Sweden	Bulk (precip + dry dep)	Monthly	High vol.	SE14 biweekly, SE12: 1 w a month	HPLC, GC-ECD, GC-MS

HPLC: High Performance Liquid Chromatography
GC -MS: Gas chromatograph with Mass Spectrometry

GC - ECD: Gas chromatograph with Electron Capture Detector
TLC: Thin Layer Chromatography

Table 4: Measurement methods for heavy metals, 2007.

Country	Precipitation		Air and aerosols		Laboratory method	Participate in EMEP lab. Intercomp. ¹
	Field method	Frequency	Field method	Frequency		
Austria			High Volume Sampler, quartz fibre filters with organic binder, 720 m ³ /day	24h every 6th day	As, Ni: GF-AAS, VDI 2267-1, modified Cd: GF-AAS, EN ISO 5961, modified Pb: GF-AAS, DIN 38406-6, modified	yes
Belgium	wet only Hg wet only	weekly weekly	absorbing tubes (TPM)	daily	ICP-MS CV-AAS	yes
Cyprus			Low volume sampler(Leckel), cellulose nitrate(whatman)filters,55m ³ /day,grouped and analysed at EN17025 accredited lab	daily	ICP-OES	no
Czech Republic	Bulk	Weekly	PM ₁₀ filter-1pack, PM _{2.5} at CZ03	Every 2nd day	Precipitation:GF-AAS; Zn,Fe: F-AAS, Air: ICP-MS	yes
Germany	wet only Hg wet only	Weekly Weekly	Low volume sampler TGM:gold trap	Weekly Daily	ICP-MS CV-AFS	yes
Denmark	Bulk	Monthly	Low volume sampler, Millipore RAWP 1.2 mm, 58 m ³ /day	Daily	Precip: GF-AAS , Aerosols: PIXE	yes
Estonia	Bulk	Monthly	PM ₁₀ , low volume sampler	Weekly	F-AAS	yes
Finland	Bulk Hg Bulk (Hg)	Monthly Monthly	PM ₁₀ , Teflon, Millipore, Fluoropore, 3 µm, 20 l/min Hg: gold traps (TGM) Hg: mini traps (TPM)	Weekly (FI36, FI37), 2+2+3 at FI17 2 X 24 h a week weekly	ICP-MS CV-AFS CV-AFS	yes
France, FR13 FR90	wet only Bulk	biweekly Monthly	low volume sampler	biweekly	ICP MS GF-AAS	yes yes
Great Britain	Bulk Hg Bulk (Hg)	GB06,17: monthly GB13,91: weekly Monthly	PM ₁₀ , low volume sampler Hg: gold traps (TGM)	weekly biweekly	ICP-MS CV-AFS	yes
Hungary	wet only	monthly			GF-AAS	yes
Ireland	Bulk	Monthly	TGM: monitor (Tekran)	Continuously	ICP-MS	no
Iceland	Bulk Hg	Weekly	High vol. High vol.	Biweekly Biweekly	ICP-MS CV-AAS	(yes) ²
Italy	Wet-only	daily			Polarography	yes
Latvia	Bulk	Weekly	Filter-1pack	Weekly	ICP-MS	yes
Netherlands	Wet-only Hg Wet-only	4 weekly Weekly	Low volume sampler	24h every 2 days	ICP-MS CV-AFS	yes
Norway	Bulk Hg Bulk (Hg)	Weekly Monthly	NO42: High Vol, 20 l/h, W41 NO01: PM ₁₀ KFG 2,3 l/h, quartz TGM: monitor (Tekran)	48h a week Weekly Continuously	ICP-MS CV-AFS	yes
Poland, PL04	Wet-only	Biweekly			Cd, Cu, Cr, Ni, Pb: GF-AAS; Zn: F-AAS GF-AAS; Zn: F-AAS	Yes
Poland, PL05	Wet-only Hg Bulk (Hg)	Weekly Weekly	PM ₁₀ High vol, quartz filter Hg: gold traps (TGM)	weekly (bulked 24h) 24h a week	Precip: GF-AAS, Zn F-AAS, Air: ICP; As: GF-AAS AAS-AMAanalyzer	yes

Table 4, cont.

Country	Precipitation		Air and aerosols		Laboratory method	Participate in EMEP lab. Intercomp. ¹
	Field method	Frequency	Field method	Frequency		
Portugal	PT10: Wet-only, PT01,03,04: bulk	Weekly Daily			GF-AAS, Zn: F-AAS	no
Spain	wet only	Weekly	High-vol, PM ₁₀	24h a week	ES08 and ES09: ICP-MS (aerosol) GF-AAS for precip, XRF at ES1778R	no
Slovakia	Wet-only: SK04, SK06, SK07. Bulk: SK02	Monthly	SK02: Filter-1pack, Nitrocellulose filters Sartorius 47m: 24-37 m ³ /day, TSP. SK04, SK06, SK07; 24 m ³ /day PM ₁₀ /Partisol R&P/	Weekly	Precipitation:GF-AAS; Zn: F-AAS, As: MHS; Air: ICP-MS	yes
Slovenia			Low volume, PM10, quartz filters	24 h every 6 days	ICP-MS	yes
Sweden	Hg Bulk Bulk (Hg)	Monthly Monthly	Low volume sampler, teflon filter Hg: gold traps (TGM) Hg: mini traps (TPM)	monthly 2 X 24 h a week 2 X 24 h a week	ICP-MS CV-AFS CV-AFS	(yes) ²

¹ Countries participated in the intercomparison in 2007 (Uggerud et al., 2008)

² Samples shipped to NILU, Norway for analysis

GF-AAS: Graphic Furnace Atomic Absorption Spectroscopy

F-AAS: Furnace Atomic Absorption Spectroscopy

XRF: X-ray fluorescence

ICP-MS: Inductively Coupled Plasma - Mass Spectrometry

CV-AFS: Cold Vapour Atomic Fluorescence Spectroscopy

ICP-OES Inductively Coupled Plasma – Optical Emission Spectrometry

3. Presentation of the measurement data

3.1 Heavy metal concentrations over Europe

The annual concentrations of heavy metals in air and precipitation are found in Table 5 and Table 6. Maps illustrating the annual averages of Pb, Cd and Hg from the 2007 precipitation and air data are presented in Figure 4–Figure 9. An increasing gradient can in general be seen southeast, but the concentration levels are not evenly distributed, there are some “hotspots” for some elements. The highest concentrations of are generally seen in Hungary, Slovakia and the Czech Republic. Elevated levels are also in Poland, Lithuania, and in the Benelux countries. The annual mean concentrations in precipitation have been calculated from daily, weekly or monthly reported values as precipitation-weighted averages. When discussing the regional distribution of the concentration fields, it should be noticed that few countries in Southern- and Eastern Europe have reported data for heavy metals in precipitation or in air.

For heavy metal measurements there are two major problems with the data. Firstly, the detection limit for the method is not always adequate for the respective sampling site, and the data coverage is also in general much poorer than e.g. for main components. In the EMEP data quality objectives (EMEP/CCC, 1996) it says that the data completeness should be 90%; in addition, 75% of the data should be above the detection limit. As seen in Annex 1 and Annex 2, these two criteria are often not met. However, several countries analyse heavy metals in air on one or two samples weekly from daily aerosol samples. This will give poor data completeness, but the seasonal distribution and data coverage is anyhow satisfactory and the estimate of the annual average is probably reasonable.

Most of the Portuguese and Irish heavy metal measurements in precipitation have a high detection limits and these data are regarded as very uncertain. In Norway, Denmark and Sweden the concentration levels are relatively low, and generally a high percentage of these data in both air and precipitation are also below the detection limits. Annual averages based on data where 50% is below detection limit is marked in italic in table 5 and 6.

3.1.1 *Lead in precipitation*

Precipitation data from Portugal, Estonia and Ireland should be looked as upper limits because most of the data are below the detection limits.

The highest concentrations are seen in the highest levels are observed in Spain and Hungary. The lowest concentrations of Pb during 2007 are found in the Nordic countries and in Great Britain (Figure 4 and Table 5).

3.1.2 *Cadmium in precipitation*

The lowest cadmium levels are seen in the Nordic countries and Great Britain (Figure 5). An increasing gradient can be seen southeast. An extremely high annual concentration of cadmium in precipitation (15.4 ng/l) is seen at IT01, which most likely must be due to local influence from sources in the Rome area or contamination at the site. Except that site, the highest cadmium concentrations in precipitation are seen in Hungary, Czech Republic and Slovakia, The cadmium

precipitation measurements in Portugal are not included in Figure 5 due to very high detection limits (0.85 µg/l).

3.1.3 Mercury in precipitation

Only a few stations are measuring mercury in precipitation in Europe, and most of them are related to the OSPARCOM programme. The Irish station has too high detection limits and these measurements are not really useful for EMEP. The concentrations of mercury at the different sites are decreasing from north to south, highest level in Poland and Lithuania, though the detection limit and methodology at these sites may be questionable.

3.1.4 Lead in aerosols

Figure 7 presents the annual averages of Pb in air in 2007. The lowest concentrations (below 1.0 ng Pb/m³) can be seen in the arctic sites. Concentration maxima are seen in Slovakia and Belgium with concentrations above 10 ng Pb/m³.

3.1.5 Cadmium in aerosols

Cadmium in aerosols is presented in Figure 8. The lowest concentrations (below 0.05 ng Cd/m³) are reported from the arctic sites. An increasing gradient can be seen south-eastward. The highest cadmium concentrations are observed in Slovakia, Belgium and Austria with annual average above 0.2 ng Cd/m³, except at Chopok (SK002) which observe very low cadmium level (0.05 ng Cd/m³), this is due to the high altitude location at more than 2000 m.a.s.l.

3.1.6 Mercury in air

Somewhat unusual gradient is seen for elemental mercury in air, where the highest annual average is seen in Norway (1.86 ng/m³), while the lowest in the Czech Republic (1.18 ng/m³) (Figure 9). As for mercury in precipitation, there are only a few stations delivering data on mercury in air, and they are mainly related to the AMAP and the OSPAR programme.

Table 5: Annual average concentration of heavy metals in precipitation in 2007 ($\mu\text{g/l}$, Hg in ng/l). Data in *Italic* are considered uncertain (more than 50% of data are below detection limit).

Code	Pb	Cd	Zn	Hg	Ni	As	Cu	Co	Cr	Mn	V	Fe	mm HM	mm Hg
BE0014R	1.42	<i>0.053</i>	12	10.6	<i>0.47</i>	<i>0.29</i>	3.10	-	<i>0.28</i>	-	-	-	819	964
CZ0001R	2.68	0.084	14	-	1.14	-	-	-	-	-	-	54	918	
CZ0003R	1.41	0.142	25	-	<i>0.95</i>	-	-	-	-	-	-	62	663	
DE0001R	0.60	0.022	9	6.3	0.30	0.10	0.82	0.02	0.11	1.19	0.53	10	696	714
DE0002R	0.76	0.026	4	9.1	0.29	0.07	0.89	0.02	0.13	1.47	0.34	16	797	833
DE0003R	0.75	0.020	6	10.7	0.20	0.06	1.07	0.02	0.10	1.48	0.23	12	1708	1787
DE0007R	0.89	<i>0.028</i>	11	-	0.27	0.08	0.98	0.02	0.10	1.87	0.29	12	816	-
DE0008R	0.81	0.027	8	6.8	0.50	0.10	1.08	0.02	0.16	1.27	0.23	11	1576	1681
DE0009R	0.81	0.030	7	7.9	0.29	0.08	2.13	0.02	0.13	2.34	0.38	14	771	814
DK0008R	0.67	0.023	10	-	0.24	0.12	2.05	-	0.13	-	-	-	639	
DK0020R	0.99	0.051	7	-	0.32	0.10	1.59	-	0.12	-	-	-	615	
DK0022R	0.72	0.020	4	-	0.21	0.09	1.79	-	0.09	-	-	-	892	
DK0031R	0.45	0.031	7	-	0.22	0.07	1.09	-	0.11	-	-	-	1007	
EE0009R	<i>0.62</i>	0.057	5	-	-	<i>0.50</i>	21.81	-	-	-	-	-	624	
EE0011R	<i>0.69</i>	0.035	8	-	-	-	8.04	-	-	-	-	-	689	
ES0008R	3.55	0.081	80	-	51.77	0.16	14.74	-	74.93	-	-	-	1016	
ES0009R	3.31	0.069	52	-	1.88	0.13	12.76	-	6.33	-	-	-	452	
FI0008R	0.28	0.027	2	-	0.40	0.05	1.78	0.02	0.13	1.59	0.13	10	380	
FI0017R	1.76	0.062	6	-	0.23	0.14	1.69	0.04	0.29	3.75	0.59	82	613	
FI0022R	0.44	0.030	2	-	0.13	0.12	1.74	0.01	0.12	1.19	0.20	11	517	
FI0036R	0.30	0.019	2	-	0.09	0.03	0.94	0.01	0.07	1.04	0.15	8	610	
FI0053R	0.66	0.030	3	-	0.17	0.04	1.93	0.04	0.16	2.03	0.43	25	452	
FI0092R	0.83	0.034	3	-	0.09	0.05	1.08	0.01	0.11	1.28	0.26	14	732	
FI0093R	0.80	0.040	3	-	0.14	0.07	1.28	0.02	0.15	2.40	0.33	19	605	
FI0096G	-	-	-	5.8	-	-	-	-	-	-	-	-		436
FR0013R	0.37	<i>0.029</i>	4	10.7	0.23	<i>0.04</i>	0.43	-	0.69	-	-	-	671	417
FR0090R	1.26	0.054	3	-	1.80	0.10	1.08	-	0.40	-	-	-	1225	
GB0006R	0.11	0.005	5	-	0.20	0.18	0.22	-	0.08	-	-	-	1444	
GB0013R	0.26	0.008	1	-	0.15	0.06	0.20	-	0.07	-	-	-	1403	1262
GB0017R	0.57	0.020	7	-	0.22	0.11	0.57	-	0.06	-	-	-	586	390
GB0091R	0.27	0.007	2	4.7	0.07	0.08	0.21	-	0.06	-	-	-	827	574
HU0002R	3.19	0.097	-	-	-	-	-	-	-	-	-	-	309	
IE0001R	<i>0.50</i>	<i>0.050</i>	10	50	<i>0.62</i>	<i>0.50</i>	1.72	-	<i>0.50</i>	4.54	<i>0.50</i>	-	1347	1347
IS0090R	0.22	<i>0.008</i>	5	-	0.67	0.42	1.98	-	0.47	2.72	2.19	123	1041	
IS0091R	0.18	0.010	9	-	0.82	0.05	0.54	-	0.11	2.19	0.46	123	1883	
IT0001R	0.72	(15.42)	31	-	-	-	3.18	-	-	-	-	-	558	
LV0010R	2.51	<i>0.056</i>	23	25.8	<i>0.66</i>	<i>0.29</i>	2.65	-	<i>0.94</i>	3.97	-	-	947	947
LV0016R	1.11	<i>0.051</i>	24	28.8	<i>0.62</i>	<i>0.37</i>	3.02	-	<i>0.30</i>	4.63	-	-	777	777
NL0091R	-	-	-	9.6	-	-	-	-	-	-	-	-		760
NO0001R	0.67	<i>0.024</i>	3	6.3	<i>0.23</i>	<i>0.10</i>	<i>0.37</i>	<i>0.02</i>	-	-	0.64	-	1346	1441
NO0039R	<i>0.09</i>	<i>0.007</i>	1	-	-	-	-	-	-	-	-	-	1901	
NO0055R	0.47	<i>0.029</i>	5	-	-	-	-	-	-	-	-	-	482	
NO0056R	0.91	<i>0.065</i>	10	-	-	-	-	-	-	-	-	-	909	
PL0004R	0.65	0.039	4	-	0.20	-	0.84	-	0.08	-	-	-	775	
PL0005R	0.91	0.063	4	(58.4)	0.52	0.31	1.37	-	0.05	-	-	-	576	576
PT0001R	<i>0.89</i>	<i>0.446</i>	-	-	<i>0.78</i>	-	1.37	-	-	5.10	-	-	460	
PT0004R	<i>0.74</i>	<i>0.425</i>	-	-	1.15	-	0.94	-	-	3.79	-	-	355	
PT0010R	<i>0.65</i>	<i>0.425</i>	32	-	1.24	-	1.21	-	-	1.26	-	-	977	
SE0014R	-	-	-	11.0	-	-	-	-	-	-	-	-		632
SE0051R	0.47	0.027	6	-	0.28	0.14	0.79	0.02	0.13	4.07	0.64	-	1049	
SE0097R	0.58	0.027	5	-	0.29	0.15	1.12	0.03	0.19	1.34	0.87	-	1166	
SK0002R	1.94	0.062	20	-	0.48	0.15	0.70	-	0.13	-	-	-	940	
SK0004R	1.18	0.086	11	-	0.28	0.12	0.99	-	0.07	-	-	-	673	
SK0006R	1.72	0.063	10	-	0.40	0.13	0.93	-	0.07	-	-	-	625	
SK0007R	0.92	0.039	9	-	0.44	0.10	1.28	-	0.07	-	-	-	571	

Italic data means that more than 50% of the data is below detection limit

Table 6: Annual average concentration of heavy metals in air in 2007 (ng/m³). Data in *Italic* are considered uncertain (more than 50% of data are below detection limit).

Code	Pb	Cd	Zn	Hg (gas)	Hg (aerosol)	Ni	As	Cu	Co	Cr	Mn	V	Fe
AT0002R	7.02	0.213	-	-	-	0.92	0.65	-	-	-	-	-	-
AT0005R	3.30	0.086	-	-	-	0.38	0.13	-	-	-	-	-	-
AT0048R	2.54	0.068	-	-	-	0.37	0.15	-	-	-	-	-	-
BE0014R	10.25	0.244	42	1.7	-	6.62	0.94	9.38	-	5.64	-	-	-
CY0002R	3.16	0.070	-	-	0.29	0.78	0.14	-	-	-	-	-	-
CZ0001R	7.87	0.214	-	-	-	0.73	0.85	2.22	-	-	4.97	-	-
CZ0003R	5.47	0.166	-	1.2	0.01	0.37	0.68	1.18	-	-	1.89	-	-
DE0001R	3.77	0.111	-	-	-	1.74	0.40	2.14	0.06	-	2.48	2.68	55
DE0002R	5.41	0.162	18	1.8	-	0.95	0.53	2.62	0.06	-	3.66	1.73	79
DE0003R	3.10	0.083	12	-	-	0.66	0.24	2.16	0.06	-	-	1.33	79
DE0007R	5.36	0.165	15	-	-	0.90	0.54	1.85	0.06	-	3.25	1.32	63
DE0008R	3.40	0.099	-	1.8	-	0.55	0.34	1.77	0.07	-	3.14	1.25	67
DE0009R	4.62	0.145	14	1.6	-	2.03	0.42	-	0.08	-	2.35	2.96	45
DK0003R	2.66	-	11	-	-	0.93	0.53	1.34	-	0.43	3.69	-	96
DK0005R	3.08	-	10	-	-	1.73	0.23	1.18	-	0.42	2.08	-	64
DK0008R	2.15	-	7	-	-	1.27	0.24	0.81	-	0.29	1.75	-	46
DK0031R	2.45	-	9	-	-	0.98	0.25	1.13	-	0.25	1.83	-	50
EE0009R	6.32	0.17	-	-	-	2.13	0.46	-	-	-	-	-	-
ES0008R	6.82	0.093	21	-	-	2.53	0.21	50.95	-	1.05	-	-	-
ES0009R	1.00	0.021	4	-	-	0.49	0.06	15.08	-	0.78	-	-	-
ES1778R	4.45	0.106	13	-	-	1.22	0.23	2.76	0.05	1.10	2.17	2.66	199
FI0017R	3.51	0.105	11	-	-	1.17	0.32	1.01	0.08	0.31	2.94	2.33	150
FI0036R	0.68	0.027	2	-	-	0.34	0.11	0.32	0.02	0.07	0.47	0.40	19
FI0037R	1.35	0.063	5	-	-	0.39	0.24	0.53	0.05	0.14	1.25	0.62	38
FI0096G	-	-	-	1.4	1.83	-	-	-	-	-	-	-	-
FR0013R	4.13	0.055	10	1.2	-	0.95	0.07	2.11	-	1.92	-	-	-
GB0013R	4.00	0.089	11	1.6	-	0.99	0.52	3.44	-	0.78	-	-	-
GB0017R	4.51	0.106	8	2.1	-	1.67	0.47	1.70	-	0.85	-	-	-
GB0091R	2.00	0.044	8	1.5	-	0.32	0.32	0.59	-	0.61	-	-	-
IE0031R	-	-	-	1.6	-	-	-	-	-	-	-	-	-
IS0091R	0.52	0.047	5	-	0.88	4.51	0.08	1.02	-	7.82	9.64	2.45	549
LV0010R	3.85	0.118	20	-	-	0.60	0.25	0.88	-	0.45	4.06	-	-
LV0016R	3.55	0.111	14	-	-	0.69	0.39	1.14	-	0.52	9.88	-	-
NL0008R	6.13	0.193	19	-	-	1.97	0.57	-	-	-	-	-	-
NL0009R	4.96	0.118	20	-	-	1.54	0.37	-	-	-	-	-	-
NL0010R	5.71	0.150	21	-	-	1.13	0.43	-	-	-	-	-	-
NO0001R	1.29	0.047	4	1.9	-	0.61	0.21	0.82	0.03	0.52	-	0.81	-
NO0042G	0.38	0.012	1	1.7	-	0.08	0.05	0.31	0.01	0.07	0.19	0.06	-
PL0005R	6.19	0.167	19	1.2	-	0.69	0.50	11.70	-	1.13	-	-	-
SE0014R	2.05	0.068	-	1.6	6.36	2.65	0.41	-	-	-	-	-	-
SI0008R	4.09	0.095	-	-	-	3.71	0.64	-	-	-	-	-	-
SK0002R	1.59	0.046	4	-	-	0.43	0.13	0.83	-	0.58	-	-	-
SK0004R	5.93	0.203	13	-	-	0.44	0.52	2.39	-	0.49	-	-	-
SK0006R	8.44	0.285	13	-	-	0.58	0.45	2.10	-	0.59	-	-	-
SK0007R	11.03	0.283	19	-	-	1.14	0.82	4.09	-	1.02	-	-	-

Italic data means that more than 50% of the data is below detection limit

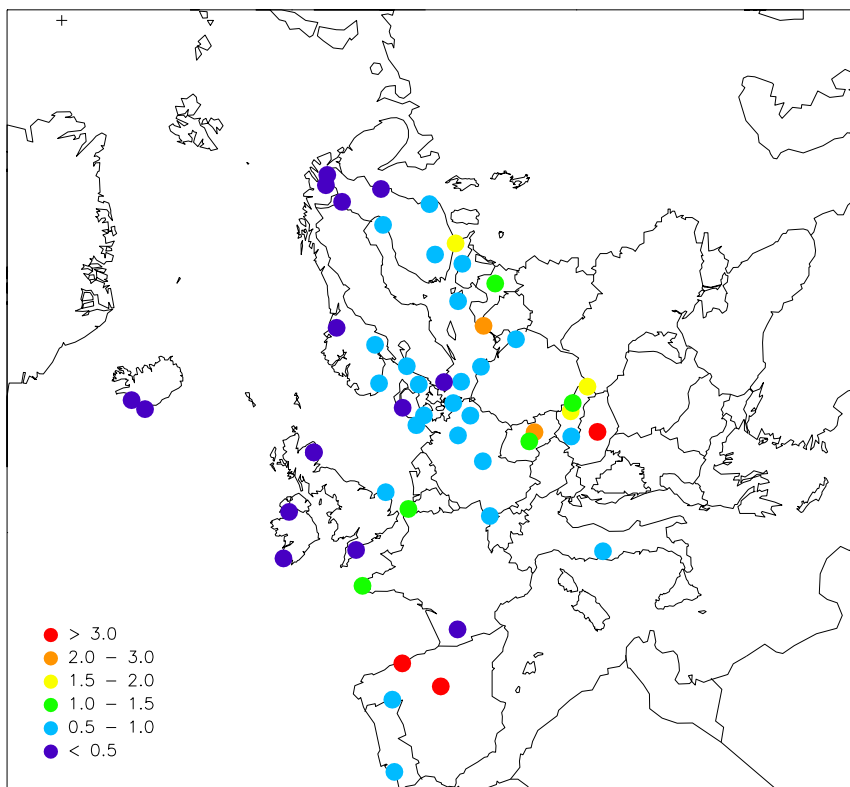


Figure 4: Lead in precipitation, 2007 ($\mu\text{g/l}$).

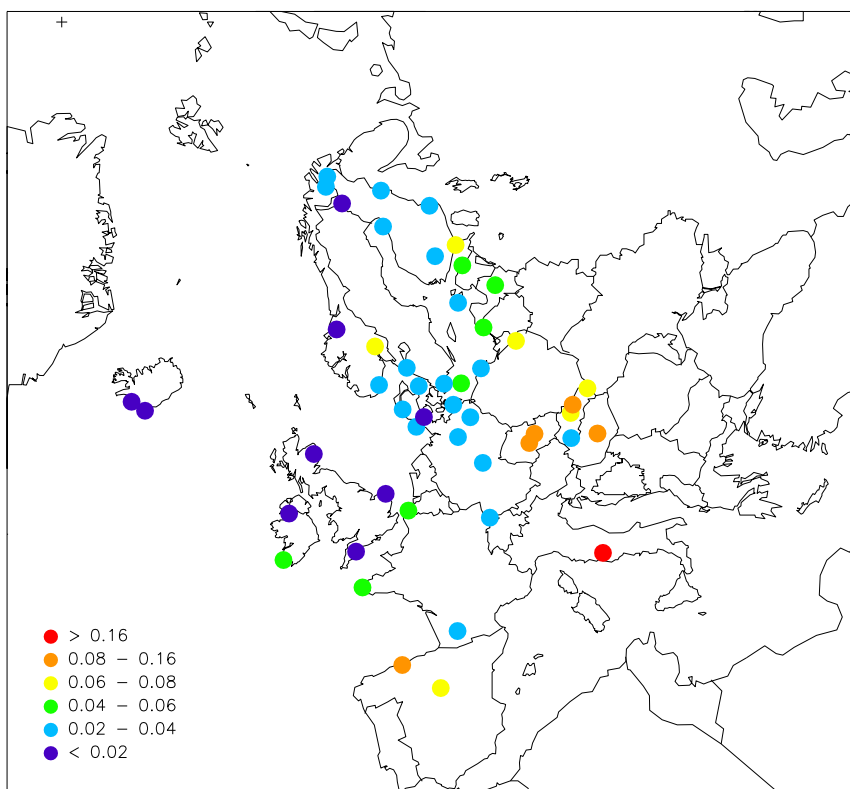


Figure 5: Cadmium in precipitation, 2007 ($\mu\text{g/l}$).

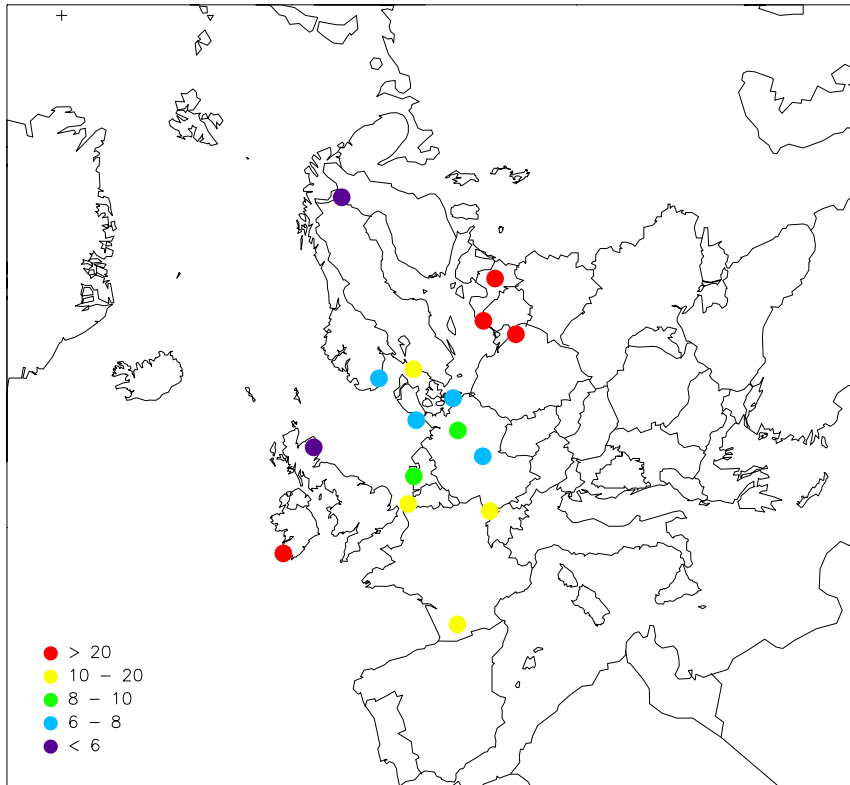


Figure 6: Mercury in precipitation, 2007(ng/l).

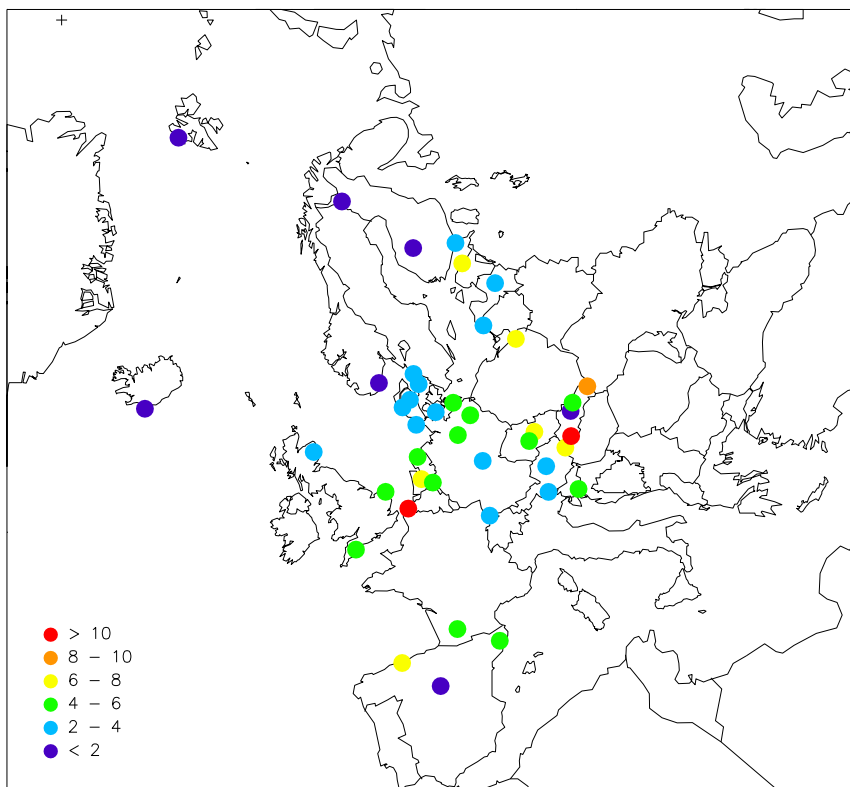


Figure 7: Lead in aerosols (+ Cyprus outside map area), 2007 (ng/m³).

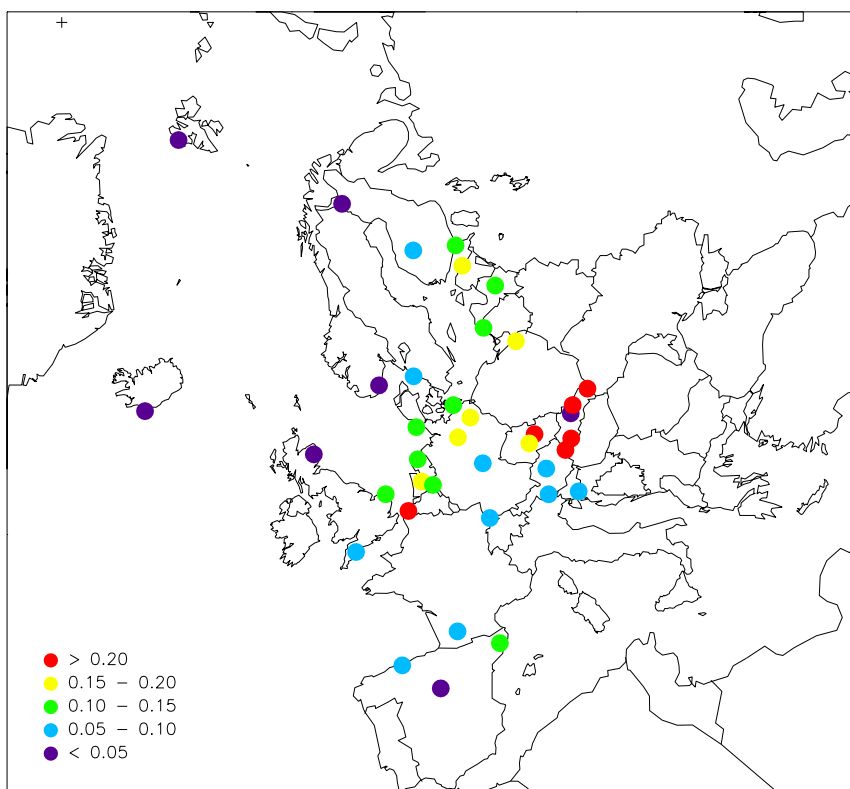


Figure 8: Cadmium in aerosols (+ Cyprus outside map area), 2007 (ng/m³).

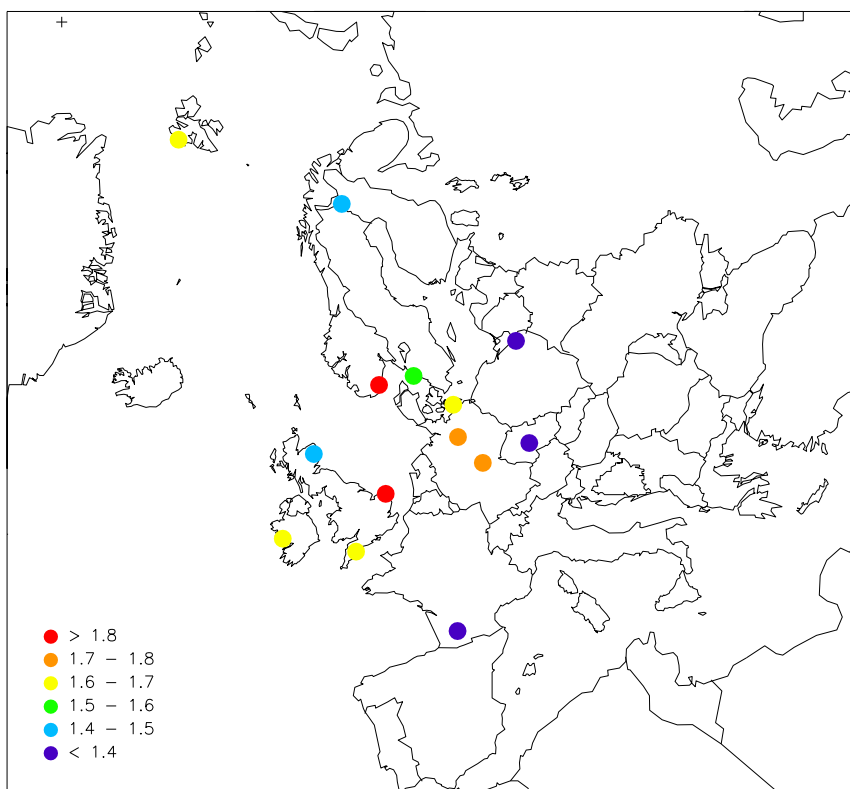


Figure 9: Mercury in air, 2007(ng/m³).

3.2 Concentrations of POPs

It is generally difficult to give full credit to the information content in the POP data. Different sampling and analysis techniques make it difficult to compare data, especially for precipitation. For example, SE02, SE12 and FI96 have a precipitation sampler with 1 m² collection area and these results are given as deposition rates, ng/m² day. The rationale is that this includes both wet deposition and some dry deposition on the exposed collector surface. To compare the spatial pattern in Europe, air concentrations are used. High detection limit can also be a problem. Much of the data from Belgium are mainly below the detection limits and here one can only say something about the upper concentration limits. See annex 3 and 4 for details.

Figure 10–Figure 21 it is shown maps with annual averaged air concentrations of some of the main PAH, PCBs and pesticides. In general the concentrations decrease from south to north, except for α -HCH where the second highest concentration is seen in Svalbard. The concentration in the Czech Republic is much higher than those observed in the Nordic countries for all the different POPs. For PCB it is explained by the high historical usage of in central Europe (Breivik et al., 2002). It is also known that former Czechoslovakia was among the European countries where PCBs were produced in significant amounts until 1984 (Taniyasu et al., 2003). Large differences in atmospheric PCB levels across Europe were also noted by Jaward et al. (2004).

The presence of α -HCH in environments far away from the sources is mainly due to long-range atmospheric transport. The relatively high concentrations of α -HCH measured at higher latitudes have also been observed in seawater. Preferential deposition and accumulation in polar latitudes of α -HCH are expected according to the hypothesis of global fractionation and cold condensation (Wania and Mackay, 1996). Iceland is influenced by westerly air masses, which explain the lower concentrations seen at IS0091.

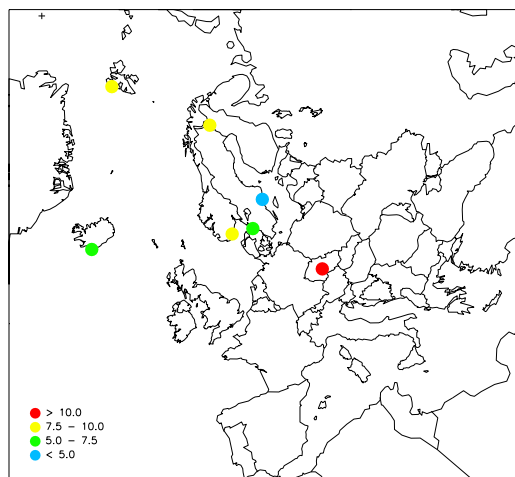


Figure 10: α -HCH in air, 2007 (pg/m^3).

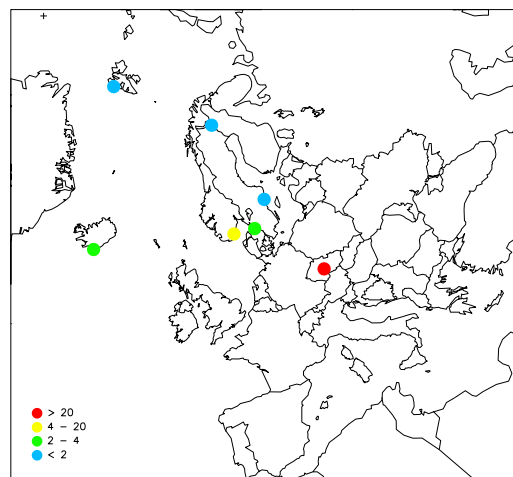


Figure 11: γ -HCH in air, 2007 (pg/m^3).

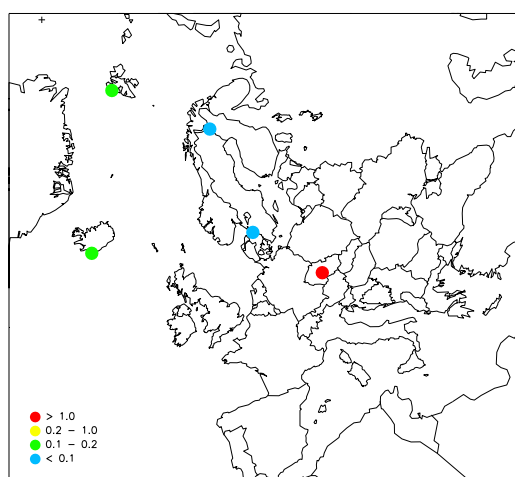


Figure 12: pp-DDD in air, 2007 (pg/m^3).

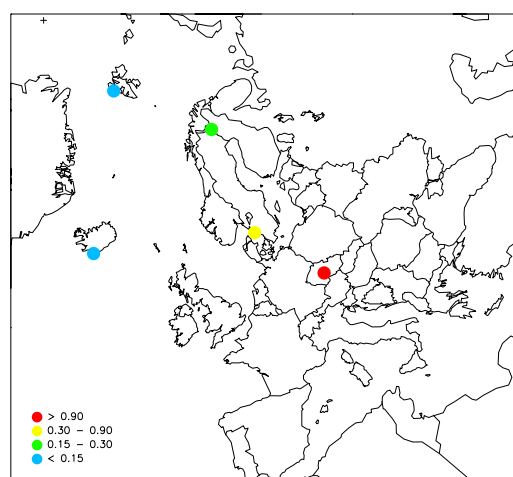


Figure 13: pp-DDT in air, 2007 (pg/m^3).

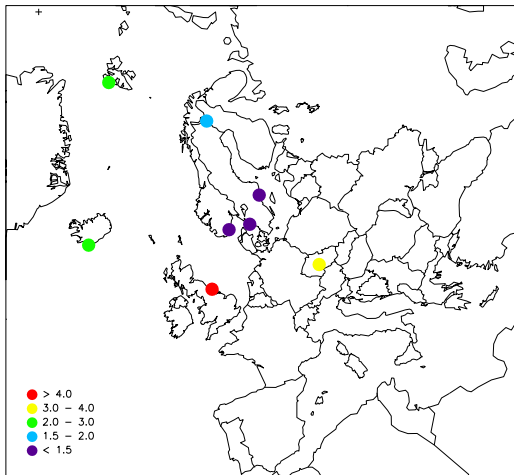


Figure 14: PCB-28 in air, 2007 (pg/m^3).

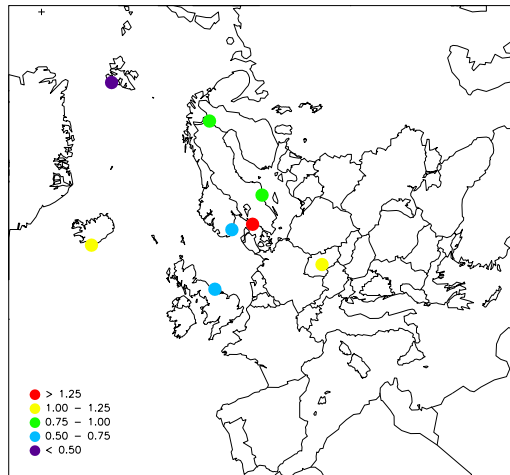


Figure 15: PCB-101 in air, 2007 (pg/m^3).

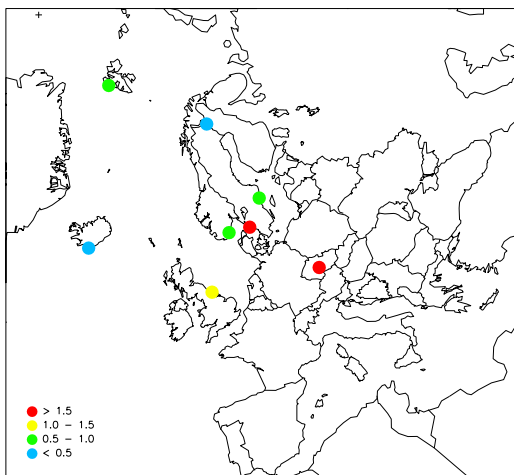


Figure 16: PCB-153 in air, 2007 (pg/m^3).

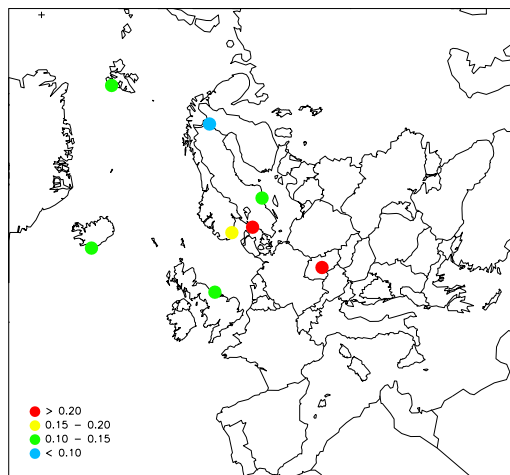


Figure 17: PCB-180 in air, 2007 (pg/m^3).

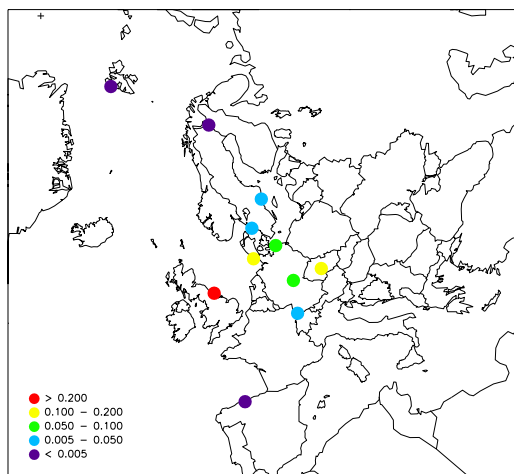


Figure 18: Anthracene in air, 2007 (pg/m^3).

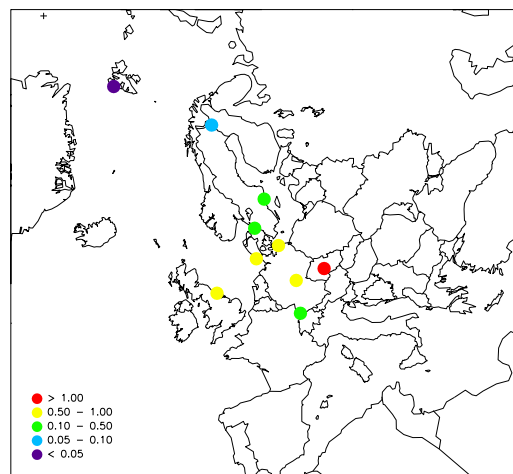


Figure 19: Fluoranthene in air, 2007 (pg/m^3).

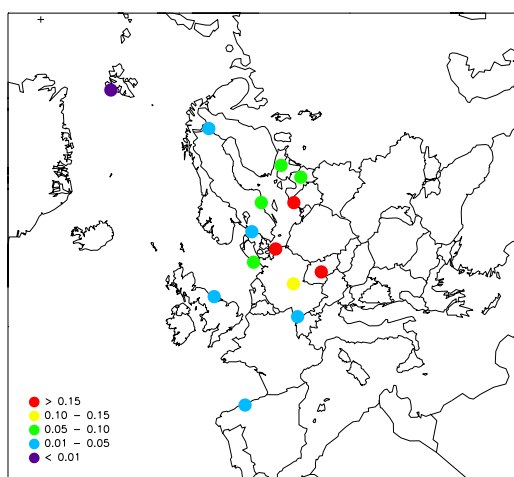


Figure 20: Benzo-a-pyrene (BaP) in air, 2007 (ng/m^3).

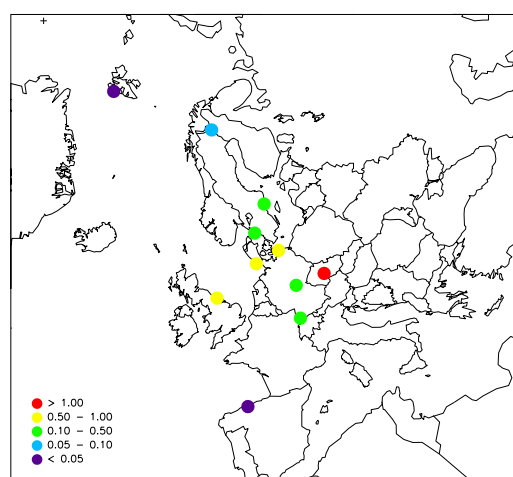


Figure 21: Pyrene in air, 2007 (ng/m^3).

3.3 Annual summaries

Annual summaries of heavy metals in precipitation and air are given in Annex 1 and Annex 2, respectively. Annual summaries for POP data are seen in Annex 3 and Annex 4. The precipitation component summaries contain:

- the precipitation weighted arithmetic mean value,
- the minimum and maximum concentrations,
- the number of data below the detection limit,
- the number of samples for a specified component

The wet depositions have been obtained by multiplying the weighted mean concentration by the total amount of precipitation in the period. The concentrations for days with missing precipitation data have consequently been assumed to be equal to the weighted average of the period.

For air components the arithmetic mean and the geometric mean have been computed together with their standard deviations. The definitions are given on the next three pages. The geometric standard deviation is a dimensionless factor. As a measure of the completeness of the dataset, the number of samples analysed in the period has been printed.

In the computations of mean values and other statistics, the concentrations below the detection limit have been set equal to one half of the actual limit. An overview of the statistics and definitions is given below.

W.mean \hat{c} is the precipitation weighted arithmetic mean concentration used for precipitation components:

$$\hat{c} = \frac{I}{\sum_i p_i} \cdot \sum_i c_i \cdot p_i$$

where p_i is precipitation amount day i with the measured concentration c_i of a specific component.

Dep is the wet deposition of a specific precipitation component. The deposition is the product of the total precipitation amount measured and the weighted arithmetic mean of a component measured at a site.

Arit mean \bar{c}_a is the arithmetic mean value used for air components only, and N is number of days with data:

$$\bar{c}_a = \frac{I}{N} \sum_i c_i$$

Arit sd sd_a is the arithmetic standard deviation from the arithmetic mean value. It is computed for air components only:

$$sd_a = \left(\frac{\sum_i (c_i - \bar{c}_a)^2}{N - 1} \right)^{\frac{1}{2}}$$

Geom mean \bar{c}_g is the geometric mean value used for air components only, and it is computed from the arithmetic mean of $\ln c$:

$$\overline{\ln c} = \frac{1}{N} \cdot \sum_i \ln c_i$$

$$\bar{c}_g = \exp(\overline{\ln c})$$

Geom sd sd_g is the geometric standard deviation from the geometric mean value. It is computed for air components only, and it is based on the standard deviation of $\ln c$:

$$sd_g = \exp \left(\frac{sd_{\ln c}}{\sqrt{2}} \right)$$

Min is the minimum value reported for a specific component, and it is printed both for precipitation and air components. Some countries report negative values and even though these are not “real” values, it is statistically correct to include these.

5%, 50%, 95% is the 5, 50 and 95 percentile, defined as above and computed for air data only.

Max is the maximum value reported for a specific component, and it is given for precipitation and air components.

Num bel is the number of data below the detection limit (not used for precipitation amount).

Num samples is the number of samples for a specific component.

The units used for the results in this report are given in Table 7.

Table 7: Units used for the measured components.

Components	Units for W. mean, Min Max	Units for depositions
Amount precipitation	mm	mm
Heavy metals in precipitation	µg/l	µg/m ²
Mercury in precipitation	ng/l	ng/m ²
Heavy metals in air	ng/m ³	
Mercury in air	ng/m ³	
POPs in precipitation	ng/l	ng/m ²
PAHs in air	ng/m ³	
Pesticides, HCB and PCBs in air	pg/m ³	

3.4 Monthly summaries

Monthly averages of heavy metals are given in Annexes 5-8. The monthly mean values of precipitation data are precipitation weighted arithmetic averages. Average air concentrations are arithmetic averages of the reported values.

Data, which do not have monthly resolution, but have parts of the sample in one month and parts in the following, have estimated monthly means. The precipitation data have been treated like this: If e.g. a weekly sample has 5 days in one month and 2 days in the next, 5/7 parts of the precipitation will be assigned to the first month and 2/7 parts to the next month, while the concentrations are

assumed to be equal. The precipitation weighted monthly averages are then calculated as the estimated monthly deposition divided by the monthly precipitation amount.

For air samples starting and ending in different months weighted averages are calculated in a similar way. All values are multiplied with the number of days within a given month. The average is obtained by dividing the sum of these values with the number of days with measurements in that month.

3.5 Update

The data compiled in this report represent the best data available at present. If any further errors are detected, the data will be corrected in the database.

It is important that the users make certain that they have access to the most recent version of the database. For the data presented here the latest alteration is 18 August 2009. Scientific use of the EMEP data should be based on fresh copies of the data. Copies can be requested from the CCC (e-mail: wenche.aas@nilu.no or annehj@nilu.no). The newest updates will be downloadable from EMEP's homepage as well, <http://www.nilu.no/projects/ccc/emepdata.html> or from the database, <http://ebas.nilu.no>. Information about the EMEP measurement network can be found at CCC's internet pages at <http://www.nilu.no/projects/ccc/index.html>.

4. Conclusions and recommendations

The lowest concentrations of Pb and Cd are generally observed in northern Scandinavia, Greenland, Iceland, and the westernmost part of Europe. Increasing gradients can be seen south and eastward.

There is a general need for more measurement sites with high quality data. Few stations in central parts of Europe, the Mediterranean region and the most eastern part of Europe have reported data for heavy metals in precipitation. The site density is also low for heavy metals in air in Scandinavia, the Mediterranean region and Eastern Europe. Data for POPs have been reported only from countries around the North and Baltic Seas, in the Arctic and from the Czech Republic.

5. Acknowledgements

A large number of anonymous co-workers in participating countries have been involved in this work. A list of participating institutes, which have provided data for 2007, can be seen below. The staff at CCC wishes to express their gratitude and appreciation for continued good co-operation and efforts. The email address to the data reporter/contact persons can be accessed by contacting CCC.

Country	Institute	Data reporter
Austria	Umweltbundesamt, Wien	Marina Fröhlich
Belgium	Flemish Environmental Agency	Jasmine Dumollin
Czech Republic	Czech Hydrometeorological Institute	Jaroslav Pekarek
Cyprus	Department of Labour Inspection, Ministry of Labour & Social Insurance	Savvas Kleanthous
Denmark	National Environmental Research Institute	Kåre Kemp
Estonia	Estonian Environmental Research Centre	Naima Kabral / Toivo Truuts
Finland	Finnish Meteorological Institute	Sirkka Leppanen
France	Université de Bretagne l'Ecole des Mines de Douai	Jean Yves Cabon Patrice Coddeville
Germany	Umweltbundesamt, Langen	Elke Bieber
Hungary	Hungarian Meteorological Service	Ferenczi Zita
Iceland	The Icelandic Meteorological Office	Arni Sigurdsson / Johanna Thorlacius
Ireland	Environmental Protection Agency (EPA)	Ciaran O'Donnell / Stephan Leinert
Latvia	Latvian Environment, Geology and Meteorology Center	Iveta Dubakova
Lithuania	Institute of Physics	Darius Valiulis
Netherlands	National Institute for Public Health and Environmental Protection (RIVM)	Arien Stolk
Norway	Norwegian Institute for Air Research (NILU)	Marit Vadset (HM) Stein Manø (POPs)
Poland	Institute of Meteorology and Water Management PL05: Institute of Environmental Protection	Barbara Obminska Anna Degorska
Portugal	Meteorological Institute, Ministerio da Ciencia, Tecnologia e Ensino Superior	Amelia Lopes
Slovakia	Slovakian Hydrometeorological Institute	Marta Mitosinkova
Slovenia	Environmental Agency of the Republic of Slovenia	Marijana Murovec
Spain	Dirección General de Calidad y Evaluación Ambiental	Gonzalez Ortiz, Alberto
Sweden	IVL Swedish Environmental Research Institute	Karin Sjöberg / Gunilla Pihl Karlsson
United Kingdom	AEA Technology and CEH, Centre for Ecology and Hydrology	Peter Coleman / Keith Vincent J. Neil Cape / Heath Malcolm

6. References

- Aas, W. and Breivik, K. (2008) Heavy metals and POP measurements, 2006. Kjeller, Norwegian Institute for Air Research (EMEP/CCC-Report 4/2008).
- Aas, W. and Breivik, K. (2007) Heavy metals and POP measurements, 2005. Kjeller, Norwegian Institute for Air Research (EMEP/CCC-Report 6/2007).
- Aas, W. and Breivik, K. (2006) Heavy metals and POP measurements, 2004. Kjeller, Norwegian Institute for Air Research (EMEP/CCC-Report 7/2006).
- Aas, W. and Breivik, K. (2005) Heavy metals and POP measurements, 2003. Kjeller, Norwegian Institute for Air Research (EMEP/CCC-Report 9/2005).
- Aas, W. and Breivik, K. (2004) Heavy metals and POP measurements, 2002. Kjeller, Norwegian Institute for Air Research (EMEP/CCC-Report 7/2004).
- Aas, W. and Hjellbrekke, A.-G. (2003) Heavy metals and POP measurements, 2001. Kjeller, Norwegian Institute for Air Research (EMEP/CCC-Report 1/2003).
- Berg, T. and Hjellbrekke, A.-G. (1998) Heavy metals and POPs within the ECE region. Supplementary data for 1989-1996. Kjeller, Norwegian Institute for Air Research (EMEP/CCC-Report 7/98).
- Berg, T. and Hjellbrekke, A.-G. (1999) Heavy metals and POPs within the ECE region 1997. Kjeller, Norwegian Institute for Air Research (EMEP/CCC-Report 7/99).
- Berg, T., Hjellbrekke, A.-G. and Larsen, R. (2000) Heavy metals and POPs in Europe 1998. Kjeller, Norwegian Institute for Air Research (EMEP/CCC-Report 2/2000).
- Berg, T., Hjellbrekke, A.-G. and Larsen, R. (2001) Heavy metals and POPs within the ECE region 1999. Kjeller, Norwegian Institute for Air Research (EMEP/CCC-Report 9/2001).
- Berg, T., Hjellbrekke, A.-G. and Larsen, R. (2002) Heavy metals and POPs within the ECE region 2000. Kjeller, Norwegian Institute for Air Research (EMEP/CCC-Report 9/2002).
- Berg, T., Hjellbrekke, A.-G. and Ritter, N. (1997) Heavy metals and POPs within the ECE region. Additional data. Kjeller, Norwegian Institute for Air Research (EMEP/CCC-Report 9/97).
- Berg, T., Hjellbrekke, A.-G. and Skjelmoen, J.E. (1996) Heavy metals and POPs within the ECE region. Kjeller, Norwegian Institute for Air Research (EMEP/CCC-Report 8/96).

- Breivik, K., Sweetman, A., Pacyna, J.M. and Jones, K.C. (2002) Towards a global historical emission inventory for selected PCB congeners – a mass balance approach. 1. Global production and consumption. *Sci. Total Environ.*, 290, 181-198.
- EMEP/CCC (1996) Manual for sampling and chemical analysis. Kjeller (EMEP/CCC-Report 1/1995, revision 1/2001).
URL. <http://www.nilu.no/projects/ccc/manual/index.html>
- EU (2004) Directive 2004/107/EC of the European Parliament and of the council of 15 Dec. 2004 relating to arsenic, cadmium, mercury, nickel and polycyclic aromatic hydrocarbons in ambient air. *Off. J. Eur. Comm.*, L23, 26/01/2005, 3-16.
- Jaward, F.M., Farrar, N.J., Harner, T., Sweetman, A.J. and Jones, K.C. (2004) Passive air sampling of PCBs, PBDEs, and organochlorine pesticides across Europe. *Environ. Sci. Technol.*, 38, 34-41.
- Taniyasu, S., Kannan, K., Holoubek, I., Ansorgova, A., Horii, Y., Hanari, N., Yamashita, N. and Aldous, K.M. (2003) Isomer-specific analysis of chlorinated biphenyls, naphthalenes and dibenzofurans in Delor: polychlorinated biphenyl preparations from the former Czechoslovakia. *Environ. Poll.*, 126, 169-178.
- Uggerud, H.T. and Hjellbrekke, A.-G. (2008) Analytical intercomparison of heavy metals in precipitation 2007. Kjeller, Norwegian Institute for Air Research (EMEP/CCC-Report 6/2008).
- Wania, F. and Mackay, D. (1996) Trading the distribution of persistent organic pollutants. *Environ. Sci. Technol.*, 30, 390A-396A.

Annex 1

Annual statistics for heavy metals in precipitation

BE0014R Koksijde

January 2007 - December 2007

Component	matrix	W. mean	Min	Max	Dep	% anal	Num bel	Num sampl
As	precip	0.29	0.26	1.48	235.5	100.0	42	43
Cd	precip	0.05	0.03	0.33	43.7	100.0	24	43
Cr	precip	0.28	0.26	1.45	228.6	100.0	42	43
Cu	precip	3.10	0.53	14.25	2540.5	100.0	9	43
Hg	precip	10.64	3.30	38.30	10265.6	98.7	0	41
Ni	precip	0.47	0.26	4.05	381.3	100.0	30	43
Pb	precip	1.42	0.27	6.13	1159.7	100.0	7	43
Zn	precip	11.77	5.25	60.00	9638.2	100.0	21	43

CZ0001R Svratouch

January 2007 - December 2007

Component	matrix	W. mean	Min	Max	Dep	% anal	Num bel	Num sampl
Cd	precip	0.08	0.02	0.39	77.1	87.2	0	45
Fe	precip	53.64	3.00	623.00	49240.4	87.2	1	45
Ni	precip	1.14	0.30	7.40	1043.7	84.3	17	43
Pb	precip	2.68	0.25	42.50	2463.3	87.1	1	44
Zn	precip	14.24	1.50	65.40	13073.5	87.2	1	45

CZ0003R Kosetice

January 2007 - December 2007

Component	matrix	W. mean	Min	Max	Dep	% anal	Num bel	Num sampl
Cd	precip	0.14	0.03	0.78	93.9	100.0	0	47
Fe	precip	62.44	3.00	1012.00	41406.9	100.0	2	47
Ni	precip	0.95	0.30	15.50	628.6	100.0	27	47
Pb	precip	1.41	0.25	6.80	936.8	100.0	8	47
Zn	precip	25.08	1.50	139.00	16634.4	100.0	2	47

DE0001R Westerland

January 2007 - December 2007

Component	matrix	W. mean	Min	Max	Dep	% anal	Num bel	Num sampl
As	precip	0.10	0.04	0.22	70.2	89.3	0	39
Cd	precip	0.02	0.01	0.09	15.6	89.3	0	39
Co	precip	0.02	0.00	0.07	11.2	89.3	0	39
Cr	precip	0.11	0.01	0.27	73.7	89.3	0	39
Cu	precip	0.82	0.26	3.88	570.6	89.3	0	39
Fe	precip	9.72	1.70	46.40	6763.3	89.3	0	39
Hg	precip	6.32	1.90	35.80	4564.5	100.0	0	45
Mn	precip	1.19	0.42	5.33	829.1	89.3	0	39
Ni	precip	0.30	0.12	1.72	210.5	89.3	0	39
Pb	precip	0.60	0.13	2.22	418.3	89.3	0	39
Se	precip	0.35	0.09	0.98	252.5	89.3	0	38
V	precip	0.53	0.22	1.10	365.3	89.3	0	39
Zn	precip	8.61	1.30	41.20	5992.9	89.3	0	39
Sb	precip	0.08	0.02	0.23	55.6	89.7	0	39
Tl	precip	0.03	0.01	0.10	18.7	88.8	0	38

DE0002R Langenbrügge

January 2007 - December 2007

Component	matrix	W. mean	Min	Max	Dep	% anal	Num bel	Num sampl
As	precip	0.07	0.02	0.19	59.9	99.5	0	40
Cd	precip	0.03	0.01	0.07	20.7	99.5	0	40
Co	precip	0.02	0.00	0.10	13.7	99.5	0	40
Cr	precip	0.13	0.05	0.64	102.5	99.5	0	40
Cu	precip	0.89	0.34	2.44	707.0	99.5	0	40
Fe	precip	11.72	3.40	42.90	9338.5	99.5	0	4
Hg	precip	9.07	3.20	57.60	7226.7	100.0	0	44
Mn	precip	1.47	0.41	5.54	1172.8	99.5	0	40
Ni	precip	0.29	0.10	0.90	233.8	99.5	0	40
Pb	precip	0.76	0.31	2.50	605.3	99.5	0	40
Se	precip	0.15	0.04	0.28	117.3	99.5	0	40
V	precip	0.34	0.12	0.80	268.5	99.5	0	40
Zn	precip	4.34	1.90	12.10	3454.4	99.5	0	40
Sb	precip	0.08	0.04	0.20	64.9	99.5	0	40

DE0003R Schauinsland

January 2007 - December 2007

Component	matrix	W. mean	Min	Max	Dep	% anal	Num bel	Num sampl
As	precip	0.06	0.02	0.34	94.1	100.0	0	46
Cd	precip	0.02	0.01	0.11	33.7	100.0	0	46
Co	precip	0.02	0.00	0.14	36.4	100.0	0	46
Cr	precip	0.10	0.03	0.58	177.3	100.0	0	46
Cu	precip	1.07	0.23	6.66	1819.3	98.2	0	45
Fe	precip	11.89	1.40	103.40	20288.9	100.0	0	46
Hg	precip	10.69	4.00	999.90	19100.2	97.1	0	51
Mn	precip	1.48	0.18	15.11	2519.5	100.0	0	46
Ni	precip	0.20	0.06	1.51	345.5	100.0	0	46
Pb	precip	0.75	0.15	3.30	1280.7	100.0	0	46
Se	precip	0.10	0.04	0.29	168.0	100.0	0	46
V	precip	0.23	0.05	0.81	388.7	100.0	0	46
Zn	precip	5.78	2.10	21.80	9860.3	98.2	0	45
Sb	precip	0.08	0.03	0.47	137.4	100.0	0	46
Tl	precip	0.00	0.00	0.02	6.0	100.0	0	46

DE0007R Neuglobsow

January 2007 - December 2007

Component	matrix	W. mean	Min	Max	Dep	% anal	Num bel	Num sampl
As	precip	0.08	0.03	0.62	66.3	99.5	0	41
Cd	precip	0.03	0.01	0.11	22.8	99.5	0	41
Co	precip	0.02	0.01	0.07	13.8	99.5	0	41
Cr	precip	0.10	0.02	0.25	82.1	99.5	0	41
Cu	precip	0.98	0.32	4.54	802.9	99.5	0	41
Fe	precip	11.59	2.20	45.30	9457.0	99.5	0	41
Mn	precip	1.87	0.60	9.03	1523.1	99.5	0	41
Ni	precip	0.27	0.10	1.31	219.4	99.5	0	41
Pb	precip	0.89	0.20	4.24	726.8	99.5	0	41
Se	precip	0.15	0.04	0.39	119.9	99.5	0	41
V	precip	0.29	0.11	0.82	236.4	99.5	0	41
Zn	precip	11.37	1.50	999.90	9278.5	100.0	0	52
Sb	precip	0.07	0.03	0.25	60.6	99.5	0	41
Tl	precip	0.01	0.00	0.02	4.9	99.5	0	41

DE0008R Schmücke

January 2007 - December 2007

Component	matrix	W. mean	Min	Max	Dep	% anal	Num bel	Num sampl
As	precip	0.10	0.03	0.43	151.7	99.4	0	44
Cd	precip	0.03	0.01	0.08	43.1	99.4	0	44
Co	precip	0.02	0.00	0.43	31.4	99.4	0	44
Cr	precip	0.16	0.04	0.74	245.3	99.4	0	44
Cu	precip	1.08	0.31	5.70	1710.1	97.6	0	43
Fe	precip	10.70	0.60	35.00	16851.9	99.1	0	43
Hg	precip	6.81	2.80	24.70	11453.5	100.0	0	48
Mn	precip	1.27	0.27	4.18	2005.2	99.1	0	43
Ni	precip	0.50	0.10	3.31	786.5	96.1	0	43
Pb	precip	0.81	0.18	3.47	1281.3	99.4	0	44
Se	precip	0.17	0.04	0.41	260.3	99.4	0	44
V	precip	0.23	0.04	0.96	367.3	99.4	0	44
Zn	precip	8.27	3.20	26.80	13035.6	99.4	0	44
Sb	precip	0.10	0.03	0.31	151.1	99.4	0	44
Tl	precip	0.01	0.00	0.02	9.3	99.4	0	44

DK0008R Anholt

January 2007 - December 2007

Component	matrix	W. mean	Min	Max	Dep	% anal	Num bel	Num sampl
As	precip	0.12	0.06	0.40	78.4	100.0	0	12
Cd	precip	0.02	0.01	0.07	14.8	100.0	0	12
Cr	precip	0.13	0.06	0.52	84.8	100.0	0	12
Cu	precip	2.05	0.69	6.69	1308.4	100.0	0	12
Ni	precip	0.24	0.12	0.89	156.9	100.0	0	12
Pb	precip	0.67	0.33	1.88	426.2	100.0	0	12
Zn	precip	9.68	3.23	61.02	6187.8	100.0	0	12

DK0020R Pedersker

January 2007 - December 2007

Component	matrix	W. mean	Min	Max	Dep	% anal	Num bel	Num sampl
As	precip	0.10	0.03	0.28	59.9	73.8	0	11
Cd	precip	0.05	0.02	0.31	31.5	73.8	0	11
Cr	precip	0.12	0.06	0.22	76.4	73.8	0	11
Cu	precip	1.59	0.43	6.08	976.4	73.8	0	11
Ni	precip	0.32	0.13	0.79	197.8	73.8	0	11
Pb	precip	0.99	0.45	2.09	610.9	73.8	0	11
Zn	precip	6.94	4.51	22.39	4267.7	73.8	0	11

DK0022R Sepstrup Sande

January 2007 - December 2007

Component	matrix	W. mean	Min	Max	Dep	% anal	Num bel	Num sampl
As	precip	0.09	0.03	0.49	84.0	100.0	0	12
Cd	precip	0.02	0.01	0.05	17.9	100.0	0	12
Cr	precip	0.09	0.03	0.63	82.3	100.0	0	12
Cu	precip	1.79	0.18	25.43	1598.4	100.0	0	12
Ni	precip	0.21	0.09	0.68	185.8	100.0	0	12
Pb	precip	0.72	0.22	2.37	644.2	100.0	0	12
Zn	precip	4.36	1.11	22.51	3886.9	100.0	0	12

DK0031R Ulborg

January 2007 - December 2007

Component	matrix	W. mean	Min	Max	Dep	% anal	Num bel	Num sampl
As	precip	0.07	0.02	0.52	67.1	100.0	0	12
Cd	precip	0.03	0.01	0.06	30.9	100.0	0	12
Cr	precip	0.11	0.03	0.91	111.7	100.0	0	12
Cu	precip	1.09	0.22	6.21	1093.1	95.0	0	11
Ni	precip	0.22	0.14	1.45	217.3	100.0	0	12
Pb	precip	0.45	0.23	1.95	452.7	100.0	0	12
Zn	precip	6.91	3.98	21.22	6950.2	100.0	0	12

EE0009R Lahemaa

January 2007 - December 2007

Component	matrix	W. mean	Min	Max	Dep	% anal	Num bel	Num sampl
As	precip	0.50	0.50	0.50	311.8	100.0	12	12
Cd	precip	0.06	0.01	0.14	35.4	100.0	1	12
Cu	precip	21.81	4.70	49.20	13600.5	100.0	0	12
Pb	precip	0.62	0.50	1.50	388.1	100.0	9	12
Zn	precip	5.38	5.00	10.00	3354.3	100.0	11	12

EE0011R Vilsandi

January 2007 - December 2007

Component	matrix	W. mean	Min	Max	Dep	% anal	Num bel	Num sampl
Cd	precip	0.04	0.00	0.30	23.8	100.0	3	12
Cu	precip	8.04	0.50	25.90	5539.5	100.0	1	12
Pb	precip	0.69	0.50	2.20	478.3	100.0	9	12
Zn	precip	7.47	5.00	52.00	5150.7	100.0	8	12

ES0008R Niembro

January 2007 - December 2007

Component	matrix	W. mean	Min	Max	Dep	% anal	Num bel	Num sampl
As	precip	0.16	0.03	1.10	160.7	100.0	1	45
Cd	precip	0.08	0.02	2.62	82.7	100.0	6	45
Cr	precip	74.93	4.97	1192.38	76156.2	100.0	0	45
Cu	precip	14.74	1.39	186.21	14983.7	100.0	0	45
Ni	precip	51.77	2.65	842.11	52621.0	100.0	0	45
Pb	precip	3.55	0.28	76.73	3605.2	100.0	0	45
Zn	precip	80.16	15.18	1035.68	81471.3	100.0	0	45

ES0009R Campisabalos

January 2007 - December 2007

Component	matrix	W. mean	Min	Max	Dep	% anal	Num bel	Num sampl
As	precip	0.13	0.03	1.42	58.2	100.0	2	33
Cd	precip	0.07	0.02	1.31	31.1	100.0	7	33
Cr	precip	6.33	1.88	36.90	2862.3	100.0	0	33
Cu	precip	12.76	0.46	163.08	5773.9	100.0	1	33
Ni	precip	1.88	0.52	16.14	848.6	100.0	5	33
Pb	precip	3.31	0.17	37.37	1497.2	100.0	0	33
Zn	precip	52.02	10.42	714.84	23533.6	100.0	0	33

FI0008R Kevo

January 2007 - December 2007

Component	matrix	W. mean	Min	Max	Dep	% anal	Num bel	Num sampl
Al	precip	3.47	1.01	16.17	1317.8	100.0	0	12
As	precip	0.05	0.00	0.17	19.9	100.0	3	12
Cd	precip	0.03	0.00	0.07	10.1	100.0	0	12
Co	precip	0.02	0.00	0.07	6.0	100.0	0	12
Cr	precip	0.13	0.01	0.32	48.6	100.0	2	12
Cu	precip	1.78	0.99	8.01	674.8	100.0	0	12
Fe	precip	9.71	3.49	24.88	3687.8	100.0	0	12
Mn	precip	1.59	0.13	7.59	603.6	100.0	0	12
Ni	precip	0.40	0.04	2.00	150.2	100.0	0	12
Pb	precip	0.28	0.11	1.04	106.2	100.0	0	12
V	precip	0.13	0.05	0.48	49.8	100.0	0	12
Zn	precip	1.65	0.55	8.59	627.8	100.0	0	12

FI0017R Virolahti II

January 2007 - December 2007

Component	matrix	W. mean	Min	Max	Dep	% anal	Num bel	Num sampl
Al	precip	48.84	9.04	174.02	29944.2	100.0	0	12
As	precip	0.14	0.05	0.36	88.5	100.0	0	12
Cd	precip	0.06	0.03	0.20	38.2	100.0	0	12
Co	precip	0.04	0.01	0.11	24.2	100.0	0	12
Cr	precip	0.29	0.13	0.52	175.4	100.0	0	12
Cu	precip	1.69	0.86	6.29	1033.4	100.0	0	12
Fe	precip	82.35	12.53	387.44	50493.7	100.0	0	12
Mn	precip	3.75	1.09	11.51	2299.9	100.0	0	12
Ni	precip	0.23	0.12	0.85	141.3	100.0	0	12
Pb	precip	1.76	0.64	4.42	1078.2	100.0	0	12
V	precip	0.59	0.30	2.38	359.4	100.0	0	12
Zn	precip	6.17	3.68	18.67	3782.3	100.0	0	12

FI0022R Oulanka

January 2007 - December 2007

Component	matrix	W. mean	Min	Max	Dep	% anal	Num bel	Num sampl
Al	precip	4.86	1.28	11.48	2513.4	100.0	0	12
As	precip	0.12	0.00	0.52	59.5	100.0	1	12
Cd	precip	0.03	0.01	0.09	15.3	100.0	0	12
Co	precip	0.01	0.01	0.02	5.6	100.0	0	12
Cr	precip	0.12	0.01	0.26	61.0	100.0	1	12
Cu	precip	1.74	0.74	4.78	899.0	100.0	0	12
Fe	precip	10.61	3.44	32.83	5488.7	100.0	0	12
Mn	precip	1.19	0.38	3.09	617.9	100.0	0	12
Ni	precip	0.13	0.01	0.47	67.1	100.0	1	12
Pb	precip	0.44	0.17	0.87	226.0	100.0	0	12
V	precip	0.20	0.10	0.68	104.8	100.0	0	12
Zn	precip	2.04	0.61	5.66	1054.3	100.0	0	12

FI0036R Pallas (Matorova)

January 2007 - December 2007

Component	matrix	W. mean	Min	Max	Dep	% anal	Num bel	Num sampl
Al	precip	3.27	1.07	27.75	1992.8	100.0	0	12
As	precip	0.03	0.00	0.17	15.2	100.0	4	12
Cd	precip	0.02	0.01	0.05	11.4	100.0	0	12
Co	precip	0.01	0.00	0.04	3.9	100.0	0	12
Cr	precip	0.07	0.01	0.33	43.3	100.0	3	12
Cu	precip	0.94	0.41	12.41	574.3	100.0	0	12
Fe	precip	7.98	2.45	41.78	4865.5	100.0	0	12
Mn	precip	1.04	0.20	3.32	633.9	100.0	0	12
Ni	precip	0.09	0.01	0.56	53.3	100.0	2	12
Pb	precip	0.30	0.10	1.98	183.0	100.0	0	12
V	precip	0.15	0.06	0.89	94.2	100.0	0	12
Zn	precip	1.52	0.71	12.34	928.9	100.0	0	12

FI0053R Hailuoto II

January 2007 - December 2007

Component	matrix	W. mean	Min	Max	Dep	% anal	Num bel	Num sampl
Al	precip	12.43	3.19	64.91	5621.8	100.0	0	12
As	precip	0.04	0.00	0.43	18.8	100.0	2	12
Cd	precip	0.03	0.01	0.15	13.4	100.0	0	12
Co	precip	0.04	0.02	0.29	18.6	100.0	0	12
Cr	precip	0.16	0.05	0.96	74.2	100.0	0	12
Cu	precip	1.93	0.85	6.78	873.7	100.0	0	12
Fe	precip	24.89	3.24	179.02	11259.0	100.0	0	12
Mn	precip	2.03	1.05	10.37	919.4	100.0	0	12
Ni	precip	0.17	0.03	1.68	76.1	100.0	0	12
Pb	precip	0.66	0.24	3.80	296.9	100.0	0	12
V	precip	0.43	0.19	3.78	196.8	100.0	0	12
Zn	precip	3.21	1.27	18.90	1451.7	100.0	0	12

FI0092R Hietajärvi

January 2007 - December 2007

Component	matrix	W. mean	Min	Max	Dep	% anal	Num bel	Num sampl
Al	precip	8.94	2.21	24.61	6546.7	100.0	0	12
As	precip	0.05	0.01	0.20	35.1	100.0	0	12
Cd	precip	0.03	0.01	0.12	25.2	100.0	0	12
Co	precip	0.01	0.00	0.03	8.9	100.0	0	12
Cr	precip	0.11	0.01	0.32	81.3	100.0	1	12
Cu	precip	1.08	0.41	1.83	787.7	100.0	0	12
Fe	precip	14.20	4.66	27.69	10394.0	100.0	0	12
Mn	precip	1.28	0.37	2.77	935.0	100.0	0	12
Ni	precip	0.09	0.04	0.21	63.7	100.0	0	12
Pb	precip	0.83	0.17	3.35	611.3	100.0	0	12
V	precip	0.26	0.09	0.66	192.0	100.0	0	12
Zn	precip	2.67	1.19	7.68	1955.1	100.0	0	12

FI0093R Kotinen

January 2007 - December 2007

Component	matrix	W. mean	Min	Max	Dep	% anal	Num bel	Num sampl
Al	precip	10.37	2.75	36.54	6274.9	100.0	0	12
As	precip	0.07	0.02	0.19	43.2	100.0	0	12
Cd	precip	0.04	0.02	0.09	24.0	100.0	0	12
Co	precip	0.02	0.01	0.04	10.8	100.0	0	12
Cr	precip	0.15	0.01	0.28	92.5	100.0	1	12
Cu	precip	1.28	0.55	3.12	772.3	100.0	0	12
Fe	precip	18.78	7.12	51.88	11365.6	100.0	0	12
Mn	precip	2.40	0.77	6.24	1450.4	100.0	0	12
Ni	precip	0.14	0.07	0.38	87.1	100.0	0	12
Pb	precip	0.80	0.27	2.11	482.8	100.0	0	12
V	precip	0.33	0.20	0.86	201.1	100.0	0	12
Zn	precip	3.42	1.56	7.36	2069.5	100.0	0	12

FI0096G Pallas (Sammaltunturi)

January 2007 - December 2007

Component	matrix	W. mean	Min	Max	Dep	% anal	Num bel	Num sampl
Hg	precip	5.78	2.80	18.30	2521.9	100.0	0	11

FR0013R Peyrusse Vieille

January 2007 - December 2007

Component	matrix	W. mean	Min	Max	Dep	% anal	Num bel	Num sampl
As	precip	0.04	0.01	0.16	29.5	99.7	18	25
Cd	precip	0.03	0.01	0.36	19.6	99.7	20	25
Cr	precip	0.69	0.03	3.60	461.5	99.7	9	25
Cu	precip	0.43	0.11	4.91	291.2	99.7	0	25
Hg	precip	10.68	10.00	46.00	4450.4	100.0	12	14
Ni	precip	0.23	0.05	0.87	157.0	99.7	4	25
Pb	precip	0.37	0.05	2.25	249.3	99.7	3	25
Zn	precip	3.57	1.47	28.87	2394.5	99.7	0	25

FR0090R Porspoder

January 2007 - December 2007

Component	matrix	W. mean	Min	Max	Dep	% anal	Num bel	Num sampl
As	precip	0.10	0.03	0.33	122.4	100.0	0	12
Cd	precip	0.05	0.01	0.20	65.8	100.0	0	12
Cr	precip	0.40	0.11	1.35	487.8	100.0	0	12
Cu	precip	1.08	0.38	4.91	1327.4	100.0	0	12
Ni	precip	1.80	1.21	4.20	2209.2	100.0	0	12
Pb	precip	1.26	0.21	4.85	1548.4	100.0	0	12
Zn	precip	3.34	0.89	17.14	4097.2	100.0	0	12

GB0006R Lough Navar

January 2007 - December 2007

Component	matrix	W. mean	Min	Max	Dep	% anal	Num bel	Num sampl
As	precip	0.18	0.13	0.26	256.9	100.0	0	12
Cd	precip	0.01	0.00	0.01	6.9	100.0	1	12
Cr	precip	0.08	0.02	0.36	111.7	100.0	3	12
Cu	precip	0.22	0.10	0.42	323.1	100.0	0	12
Ni	precip	0.20	0.01	0.91	292.7	100.0	3	12
Pb	precip	0.11	0.03	0.25	153.7	85.5	2	11
Zn	precip	5.03	0.50	29.50	7268.8	100.0	8	12

GB0013R Yarner Wood

January 2007 - December 2007

Component	matrix	W. mean	Min	Max	Dep	% anal	Num bel	Num sampl
As	precip	0.06	0.03	0.39	89.6	84.4	0	34
Cd	precip	0.01	0.00	0.20	11.1	84.4	5	34
Cr	precip	0.07	0.02	0.38	93.5	84.4	9	34
Cu	precip	0.20	0.04	3.40	286.9	84.4	0	34
Hg	precip	4.64	2.80	6.70	5858.8	28.4	0	3
Ni	precip	0.15	0.04	1.19	216.2	84.4	0	34
Pb	precip	0.26	0.03	5.05	370.5	84.4	7	34
Zn	precip	1.18	0.50	23.50	1652.3	84.4	13	34

GB0017R Heigham Holmes

January 2007 - December 2007

Component	matrix	W. mean	Min	Max	Dep	% anal	Num bel	Num sampl
As	precip	0.11	0.07	0.24	67.0	100.0	0	8
Cd	precip	0.02	0.01	0.05	11.7	100.0	0	8
Cr	precip	0.06	0.04	0.19	34.2	100.0	0	8
Cu	precip	0.57	0.35	0.96	337.4	100.0	0	8
Hg	precip	7.15	2.00	15.00	2786.6	26.1	0	4
Ni	precip	0.22	0.14	0.52	126.9	100.0	0	8
Pb	precip	0.57	0.37	1.07	331.9	100.0	0	8
Zn	precip	7.18	1.71	11.50	4210.2	100.0	0	8

GB0091R Banchory

January 2007 - December 2007

Component	matrix	W. mean	Min	Max	Dep	% anal	Num bel	Num sampl
As	precip	0.08	0.02	0.45	65.8	93.1	0	33
Cd	precip	0.01	0.00	0.05	5.7	93.1	5	33
Cr	precip	0.06	0.02	1.05	52.5	93.1	9	33
Cu	precip	0.21	0.04	2.38	172.2	93.1	0	33
Hg	precip	4.69	1.90	15.00	2692.0	100.0	0	14
Ni	precip	0.07	0.00	0.45	59.9	93.1	4	33
Pb	precip	0.27	0.03	7.14	226.1	93.1	11	33
Zn	precip	1.45	0.25	10.10	1200.9	93.1	9	33

HU0002R K-puszta

January 2007 - December 2007

Component	matrix	W. mean	Min	Max	Dep	% anal	Num bel	Num sampl
Cd	precip	0.10	0.01	10.00	30.0	100.0	1	12
Pb	precip	3.19	0.00	15.06	984.3	100.0	0	12

IE0001R Valentia Observatory

January 2007 - December 2007

Component	matrix	W. mean	Min	Max	Dep	% anal	Num bel	Num sampl
Al	precip	8.37	5.00	22.40	11276.5	92.2	8	11
As	precip	0.50	0.50	0.50	673.4	92.2	11	11
Cd	precip	0.05	0.05	0.05	67.3	92.2	11	11
Cr	precip	0.50	0.50	0.50	673.4	92.2	11	11
Cu	precip	1.72	0.50	4.60	2321.1	92.2	6	11
Hg	precip	50.00	50.00	50.00	67335.4	92.2	11	11
Mn	precip	4.54	0.50	11.20	6115.3	92.2	2	11
Ni	precip	0.62	0.50	2.40	830.6	92.2	10	11
Pb	precip	0.50	0.50	0.50	673.4	92.2	11	11
V	precip	0.50	0.50	0.50	673.4	92.2	11	11
Zn	precip	9.60	0.50	38.50	12931.7	92.2	3	11

IS0090R Reykjavik

January 2007 - December 2007

Component	matrix	W. mean	Min	Max	Dep	% anal	Num bel	Num sampl
Al	precip	179.19	12.70	1517.00	186537.7	100.0	0	46
As	precip	0.42	0.03	2.83	434.5	100.0	7	46
Cd	precip	0.01	0.01	0.04	8.5	100.0	27	46
Cr	precip	0.47	0.05	1.84	487.5	100.0	9	46
Cu	precip	1.98	0.45	14.07	2065.6	100.0	0	46
Fe	precip	122.74	5.00	1115.00	127771.6	100.0	8	46
Mn	precip	2.72	0.28	21.70	2832.2	100.0	0	46
Ni	precip	0.67	0.05	8.26	693.7	100.0	6	46
Pb	precip	0.22	0.05	1.37	229.1	100.0	0	46
V	precip	2.19	0.21	11.56	2278.4	100.0	0	46
Zn	precip	4.90	0.81	48.37	5096.6	100.0	0	46

IS0091R Storchofdi

January 2007 - December 2007

Component	matrix	W. mean	Min	Max	Dep	% anal	Num bel	Num sampl
As	precip	0.05	0.00	0.20	100.4	99.6	3	50
Cd	precip	0.01	0.00	0.05	18.3	99.6	11	50
Cr	precip	0.11	0.02	1.28	211.3	99.7	6	51
Cu	precip	0.54	0.12	4.05	1012.5	99.7	0	51
Fe	precip	123.10	13.70	1124.10	231770.0	99.7	0	51
Mn	precip	2.19	0.29	20.16	4113.5	99.7	0	51
Ni	precip	0.82	0.13	8.12	1550.3	99.7	12	51
Pb	precip	0.18	0.04	0.97	341.9	99.6	0	50
V	precip	0.46	0.06	4.27	872.2	99.7	0	51
Zn	precip	8.48	1.19	27.35	15959.5	99.6	0	50

IT0001R Montelibretti

January 2007 - December 2007

Component	matrix	W. mean	Min	Max	Dep	% anal	Num bel	Num sampl
Cd	precip	15.41	2.20	999.99	8603.4	100.0	0	365
Cu	precip	3.18	0.20	999.99	1772.9	100.0	0	365
Pb	precip	0.72	0.08	999.99	399.7	100.0	0	365
Zn	precip	30.83	5.20	999.99	17206.0	100.0	0	365

LV0010R Rucava

January 2007 - December 2007

Component	matrix	W. mean	Min	Max	Dep	% anal	Num bel	Num sampl
As	precip	0.29	0.02	1.18	273.9	97.0	40	42
Cd	precip	0.06	0.01	0.52	53.4	96.4	27	41
Cr	precip	0.94	0.01	8.04	892.2	91.0	26	38
Cu	precip	2.65	0.70	19.40	2508.6	93.6	5	38
Hg	precip	25.77	10.00	80.00	24402.3	77.9	30	31
Mn	precip	3.97	0.67	39.94	3757.4	96.4	19	41
Ni	precip	0.66	0.03	3.47	620.3	96.4	26	41
Pb	precip	2.51	0.10	13.90	2373.7	94.6	3	38
Zn	precip	22.62	3.55	136.59	21416.8	96.4	0	41

LV0016R Zoseni

January 2007 - December 2007

Component	matrix	W. mean	Min	Max	Dep	% anal	Num bel	Num sampl
As	precip	0.37	0.02	1.07	286.3	99.6	41	43
Cd	precip	0.05	0.01	0.34	39.9	99.6	36	43
Cr	precip	0.30	0.01	0.98	232.3	86.1	38	39
Cu	precip	3.02	0.30	13.60	2343.8	98.0	1	40
Hg	precip	28.84	10.00	90.00	22392.9	77.0	29	30
Mn	precip	4.63	0.40	25.30	3595.1	99.3	19	42
Ni	precip	0.62	0.07	4.30	479.9	99.6	30	43
Pb	precip	1.11	0.10	5.80	862.4	99.3	2	42
Zn	precip	24.04	9.60	98.60	18668.9	98.8	0	42

NL0091R De Zilk

January 2007 - December 2007

Component	matrix	W. mean	Min	Max	Dep	% anal	Num bel	Num sampl
Hg	precip	9.61	5.00	20.00	7299.6	99.9	0	44

NO0001R Birkenes

January 2007 - December 2007

Component	matrix	W. mean	Min	Max	Dep	% anal	Num bel	Num sampl
As	precip	0.10	0.05	0.46	133.4	99.9	29	50
Cd	precip	0.02	0.00	0.10	32.1	99.9	50	50
Co	precip	0.02	0.01	0.51	21.4	99.9	47	50
Cu	precip	0.37	0.05	8.05	499.2	99.9	30	50
Hg	precip	6.30	2.68	28.00	9073.6	100.0	0	17
Ni	precip	0.23	0.10	12.55	303.6	99.9	41	50
Pb	precip	0.67	0.12	2.57	899.7	99.9	0	50
V	precip	0.64	0.14	1.98	855.2	99.9	23	50
Zn	precip	2.77	0.57	40.42	3735.1	99.9	0	50

NO0039R K rvatn

January 2007 - December 2007

Component	matrix	W. mean	Min	Max	Dep	% anal	Num bel	Num sampl
Cd	precip	0.01	0.00	0.07	13.7	100.0	54	54
Pb	precip	0.09	0.03	1.05	163.2	100.0	31	54
Zn	precip	0.92	0.14	13.27	1740.4	100.0	13	54

NO0047R Svanvik

January 2007 - December 2007

Component	matrix	W. mean	Min	Max	Dep	% anal	Num bel	Num sampl
As	precip	1.83	0.05	11.28	737.5	99.6	2	49
Cd	precip	0.23	0.01	2.78	93.0	99.6	25	49
Co	precip	1.14	0.04	7.62	459.6	99.6	7	49
Cr	precip	0.61	0.10	2.77	246.9	99.6	35	49
Cu	precip	41.61	0.73	201.80	16775.7	99.6	0	49
Ni	precip	45.22	0.80	266.60	18231.4	99.6	0	49
Pb	precip	1.25	0.06	10.32	503.3	99.6	1	49
Zn	precip	4.53	0.72	34.43	1825.6	99.6	0	49

NO0055R Karasjok

January 2007 - December 2007

Component	matrix	W. mean	Min	Max	Dep	% anal	Num bel	Num sampl
Cd	precip	0.03	0.00	0.38	14.0	99.9	49	53
Pb	precip	0.47	0.07	7.99	226.2	99.9	3	53
Zn	precip	4.67	1.12	39.54	2252.0	99.9	0	53

NO0056R Hurdal

January 2007 - December 2007

Component	matrix	W. mean	Min	Max	Dep	% anal	Num bel	Num sampl
Cd	precip	0.07	0.00	0.31	59.2	99.8	34	46
Pb	precip	0.91	0.14	4.58	822.7	99.8	0	46
Zn	precip	10.29	2.38	64.16	9352.2	99.8	0	46

PL0004R Leba

January 2007 - December 2007

Component	matrix	W. mean	Min	Max	Dep	% anal	Num bel	Num sampl
Cd	precip	0.04	0.02	0.06	30.0	100.0	0	12
Cr	precip	0.08	0.04	0.13	62.0	100.0	0	12
Cu	precip	0.84	0.42	2.09	650.6	100.0	0	12
Ni	precip	0.20	0.11	0.35	150.8	100.0	0	12
Pb	precip	0.65	0.11	1.61	499.8	100.0	0	12
Zn	precip	3.77	2.07	7.94	2924.4	100.0	0	12

PL0005R Diabla Gora

January 2007 - December 2007

Component	matrix	W. mean	Min	Max	Dep	% anal	Num bel	Num sampl
As	precip	0.31	0.00	1.40	177.6	100.0	0	52
Cd	precip	0.06	0.00	0.67	36.2	100.0	0	52
Cr	precip	0.05	0.00	0.62	29.2	100.0	0	52
Cu	precip	1.37	0.00	25.00	789.8	100.0	0	52
Hg	precip	58.36	3.00	162.00	33617.8	97.6	0	38
Ni	precip	0.52	0.00	4.20	299.9	100.0	0	52
Pb	precip	0.91	0.00	13.00	525.3	100.0	0	52
Zn	precip	4.08	0.00	47.00	2352.3	100.0	0	52

PT0001R Braganca

January 2007 - December 2007

Component	matrix	W. mean	Min	Max	Dep	% anal	Num bel	Num sampl
Cd	precip	0.45	0.42	1.30	204.9	70.9	22	23
Cu	precip	1.37	0.33	8.76	631.2	70.9	6	23
Mn	precip	5.10	1.07	30.73	2342.7	70.9	16	23
Ni	precip	0.78	0.78	0.78	356.1	70.9	23	23
Pb	precip	0.89	0.65	9.54	409.1	70.9	21	23
Zn	precip	14.98	1.00	150.00	6884.4	45.5	10	14

PT0003R Viana do Castelo

January 2007 - May 2007

Component	matrix	W. mean	Min	Max	Dep	% anal	Num bel	Num sampl
Cd	precip	0.42	0.42	0.42	336.8	36.8	22	22
Cu	precip	2.60	0.33	23.93	2057.3	36.8	2	22
Mn	precip	1.65	1.07	12.38	1306.7	36.8	18	22
Ni	precip	0.95	0.53	7.00	753.4	36.8	19	22
Pb	precip	4.54	0.65	27.14	3598.1	36.8	17	22
Zn	precip	7.77	0.12	30.00	6154.6	36.8	13	22

PT0004R Monte Velho

January 2007 - June 2007

Component	matrix	W. mean	Min	Max	Dep	% anal	Num bel	Num sampl
Cd	precip	0.42	0.42	0.42	150.7	85.9	19	19
Cu	precip	0.94	0.33	9.55	332.4	85.9	8	19
Mn	precip	3.79	1.07	42.84	1343.9	85.9	11	19
Ni	precip	1.15	0.78	5.22	407.2	85.9	16	19
Pb	precip	0.74	0.65	5.12	262.1	85.9	18	19
Zn	precip	8.43	1.00	100.00	2988.3	50.9	9	14

PT0010R Angra do Heroísmo

January 2007 - December 2007

Component	matrix	W. mean	Min	Max	Dep	% anal	Num bel	Num sampl
Cd	precip	0.42	0.42	0.42	415.2	98.0	34	34
Cu	precip	1.21	0.33	3.92	1186.0	98.0	19	34
Mn	precip	1.26	1.07	4.31	1231.4	98.0	30	34
Ni	precip	1.24	0.78	3.79	1208.0	98.0	26	34
Pb	precip	0.65	0.65	0.65	630.2	98.0	34	34
Zn	precip	32.01	0.10	140.00	31276.8	58.8	7	19

SE0014R Rão

January 2007 - December 2007

Component	matrix	W. mean	Min	Max	Dep	% anal	Num bel	Num sampl
Hg	precip	11.00	5.90	21.10	6952.5	100.0	0	12

SE0051R Arup

January 2007 - December 2007

Component	matrix	W. mean	Min	Max	Dep	% anal	Num bel	Num sampl
As	precip	0.14	0.05	0.28	147.4	95.5	0	11
Cd	precip	0.03	0.01	0.07	27.9	95.5	0	11
Co	precip	0.02	0.01	0.05	22.5	95.5	0	11
Cr	precip	0.13	0.05	0.44	135.8	95.5	0	11
Cu	precip	0.79	0.21	3.13	832.7	95.5	0	11
Mn	precip	4.07	0.80	14.30	4270.1	95.5	0	11
Ni	precip	0.28	0.13	0.73	289.9	95.5	0	11
Pb	precip	0.47	0.25	0.82	497.4	95.5	0	11
V	precip	0.64	0.10	1.60	675.1	95.5	0	11
Zn	precip	6.39	2.27	20.27	6711.2	95.5	0	11

SE0097R Gårdsjön

January 2007 - December 2007

Component	matrix	W. mean	Min	Max	Dep	% anal	Num bel	Num sampl
As	precip	0.15	0.05	0.28	171.0	100.0	0	11
Cd	precip	0.03	0.01	0.09	31.3	100.0	0	11
Co	precip	0.03	0.01	0.04	30.2	100.0	0	11
Cr	precip	0.19	0.05	0.34	218.7	100.0	0	11
Cu	precip	1.12	0.26	3.70	1304.9	100.0	0	11
Mn	precip	1.34	0.60	2.80	1562.5	100.0	0	11
Ni	precip	0.29	0.13	0.73	342.8	100.0	0	11
Pb	precip	0.58	0.18	1.30	681.8	100.0	0	11
V	precip	0.87	0.40	1.50	1010.0	100.0	0	11
Zn	precip	5.10	1.90	10.00	5944.9	100.0	0	11

SK0002R Chopok

January 2007 - December 2007

Component	matrix	W. mean	Min	Max	Dep	% anal	Num bel	Num sampl
As	precip	0.15	0.03	0.39	137.6	100.0	0	12
Cd	precip	0.06	0.01	0.20	58.7	100.0	0	12
Cr	precip	0.13	0.04	0.26	124.0	100.0	0	12
Cu	precip	0.70	0.31	2.26	655.4	100.0	0	12
Ni	precip	0.48	0.05	0.93	450.9	100.0	0	12
Pb	precip	1.94	0.86	5.40	1822.5	100.0	0	12
Zn	precip	20.37	6.08	55.42	19151.2	100.0	0	12

SK0004R Stará Lesná

January 2007 - December 2007

Component	matrix	W. mean	Min	Max	Dep	% anal	Num bel	Num sampl
As	precip	0.12	0.03	0.84	82.8	100.0	0	12
Cd	precip	0.09	0.02	0.45	58.1	100.0	0	12
Cr	precip	0.07	0.02	0.69	50.8	100.0	0	12
Cu	precip	0.99	0.13	9.12	666.9	100.0	0	12
Ni	precip	0.28	0.05	1.46	186.6	100.0	0	12
Pb	precip	1.18	0.17	8.29	796.7	100.0	0	12
Zn	precip	10.73	6.08	58.33	7228.4	100.0	0	12

SK0006R Starina

January 2007 - December 2007

Component	matrix	W. mean	Min	Max	Dep	% anal	Num bel	Num sampl
As	precip	0.13	0.03	0.31	79.5	100.0	0	12
Cd	precip	0.06	0.02	0.19	39.4	100.0	0	12
Cr	precip	0.07	0.02	0.29	44.2	100.0	0	12
Cu	precip	0.93	0.26	2.97	580.4	100.0	0	12
Ni	precip	0.40	0.06	1.61	248.4	100.0	0	12
Pb	precip	1.72	0.35	5.85	1074.3	100.0	0	12
Zn	precip	9.76	5.04	20.65	6104.2	100.0	0	12

SK0007R Topolniky

January 2007 - December 2007

Component	matrix	W. mean	Min	Max	Dep	% anal	Num bel	Num sampl
As	precip	0.10	0.00	0.35	58.4	100.0	0	12
Cd	precip	0.04	0.00	0.08	22.1	100.0	0	12
Cr	precip	0.07	0.00	0.18	38.0	100.0	0	12
Cu	precip	1.28	0.00	10.19	728.5	100.0	0	12
Ni	precip	0.44	0.00	1.38	249.1	96.5	0	11
Pb	precip	0.92	0.00	2.37	527.2	100.0	0	12
Zn	precip	9.20	0.00	30.68	5254.2	100.0	0	12

Annex 2

Annual statistics for heavy metals in air

AT0002R Illmitz

January 2007 - December 2007

Component	matrix	Arit mean	Arit sd	Geom mean	Geom sd	Min	5%	50%	95%	Max	% anal	Num bel	Num sampl
As	pm10	0.65	0.45	0.51	2.37	-0.05	0.02	0.54	1.65	1.72	16.7	4	61
Cd	pm10	0.21	0.20	0.14	2.83	0.01	0.01	0.15	0.62	0.94	16.7	3	61
Ni	pm10	0.92	0.62	0.75	1.94	0.09	0.26	0.79	2.42	3.39	16.7	0	61
Pb	pm10	7.02	5.90	4.88	2.53	0.43	0.61	5.10	21.20	27.25	16.7	0	61

AT0005R Vorhegg

January 2007 - December 2007

Component	matrix	Arit mean	Arit sd	Geom mean	Geom sd	Min	5%	50%	95%	Max	% anal	Num bel	Num sampl
As	pm10	0.13	0.15	0.13	2.42	-0.11	-0.07	0.10	0.41	0.63	12.3	21	45
Cd	pm10	0.09	0.10	0.05	3.53	-0.01	-0.00	0.05	0.35	0.43	12.3	9	45
Ni	pm10	0.38	0.44	0.32	3.01	-0.20	-0.17	0.28	1.32	1.82	12.3	10	45
Pb	pm10	3.30	3.00	1.95	3.31	0.05	0.27	2.74	10.65	12.26	12.3	2	45

AT0048R Zoebelboden

January 2007 - December 2007

Component	matrix	Arit mean	Arit sd	Geom mean	Geom sd	Min	5%	50%	95%	Max	% anal	Num bel	Num sampl
As	pm10	0.15	0.21	0.12	3.08	-0.12	-0.07	0.10	0.62	1.09	15.6	25	57
Cd	pm10	0.07	0.09	0.05	3.01	-0.01	-0.01	0.04	0.26	0.36	15.6	17	57
Ni	pm10	0.37	0.36	0.32	2.48	-0.08	-0.07	0.31	1.05	1.69	15.6	9	57
Pb	pm10	2.54	2.57	1.58	2.94	-0.10	0.16	1.61	8.63	10.50	15.6	6	57

BE0014R Koksijde

January 2007 - December 2007

Component	matrix	Arit mean	Arit sd	Geom mean	Geom sd	Min	5%	50%	95%	Max	% anal	Num bel	Num sampl
As	aerosol	0.94	0.74	0.71	2.17	0.17	0.17	0.72	2.36	5.56	91.5	41	334
Cd	aerosol	0.24	0.26	0.14	3.21	0.02	0.02	0.15	0.70	1.53	91.5	58	334
Cr	aerosol	5.64	4.50	4.71	1.76	0.93	2.09	4.52	13.53	51.72	91.5	0	334
Cu	aerosol	9.38	4.02	8.71	1.46	3.62	4.87	8.69	16.69	41.82	91.5	0	334
Hg	aerosol	1.70	0.67	1.59	1.43	0.42	0.88	1.62	2.81	7.45	99.7	0	364
Ni	aerosol	6.62	5.99	5.24	1.92	1.00	2.09	5.08	15.29	77.53	91.5	0	334
Pb	aerosol	10.25	8.03	7.64	2.24	0.50	1.98	7.86	24.46	52.84	91.5	0	334
Zn	aerosol	42.12	31.72	32.61	2.12	3.47	9.37	34.76	99.08	267.00	91.5	8	334

CY0002R Ayia Marina

January 2007 - December 2007

Component	matrix	Arit mean	Arit sd	Geom mean	Geom sd	Min	5%	50%	95%	Max	% anal	Num bel	Num sampl
As	aerosol	0.14	0.19	0.10	2.28	0.03	0.04	0.09	0.54	1.63	70.4	0	257
Cd	aerosol	0.07	0.21	0.04	2.65	0.01	0.01	0.03	0.18	3.10	78.9	0	288
Hg	aerosol	294.86	191.60	223.95	2.31	50.00	50.00	270.00	585.50	1000.00	19.7	0	72
Ni	aerosol	0.78	1.64	0.34	3.26	0.02	0.06	0.36	3.54	12.62	79.5	0	290
Pb	aerosol	3.16	4.87	1.53	4.09	0.02	0.04	2.45	8.00	42.00	76.2	0	278

CZ0001R Svratouch

January 2007 - December 2007

Component	matrix	Arit mean	Arit sd	Geom mean	Geom sd	Min	5%	50%	95%	Max	% anal	Num bel	Num sampl
As	pm10	0.85	0.72	0.64	2.18	0.03	0.19	0.64	2.43	4.49	44.1	0	161
Cd	pm10	0.21	0.21	0.15	2.39	0.01	0.04	0.14	0.67	1.26	44.1	0	161
Cu	pm10	2.22	1.14	1.87	1.99	0.02	0.59	2.04	4.39	5.74	44.1	1	161
Mn	pm10	4.97	4.16	3.74	2.21	0.45	0.90	4.19	11.31	37.10	44.1	0	161
Ni	pm10	0.73	0.59	0.49	2.82	0.04	0.04	0.60	1.73	3.97	44.1	0	161
Pb	pm10	7.87	5.40	6.24	2.03	0.75	1.92	6.33	18.50	27.40	44.1	0	161

CZ0003R Kosetice

January 2007 - December 2007

Component	matrix	Arit mean	Arit sd	Geom mean	Geom sd	Min	5%	50%	95%	Max	% anal	Num bel	Num sampl
As	pm10	0.84	0.83	0.59	2.27	0.11	0.14	0.63	2.43	5.62	52.6	0	192
As	pm25	0.68	0.71	0.45	2.57	0.01	0.08	0.48	1.95	5.11	53.4	1	195
Cd	pm10	0.17	0.16	0.12	2.33	0.01	0.03	0.12	0.53	1.02	52.6	0	192
Cd	pm25	0.14	0.15	0.10	2.41	0.01	0.03	0.09	0.43	1.02	53.4	0	195
Cu	pm10	2.04	1.23	1.51	2.79	0.02	0.29	1.83	4.52	5.16	52.6	5	192
Cu	pm25	1.18	0.81	0.80	3.16	0.02	0.02	1.14	2.67	4.97	53.4	11	195
Hg	air	1.18	0.58	1.07	1.58	0.29	0.37	1.13	2.58	3.72	11.5	0	42
Hg	pm10	0.01	0.01	0.01	2.23	0.00	0.00	0.01	0.02	0.03	13.7	0	50
Mn	pm10	5.33	3.50	4.19	2.10	0.65	0.99	4.58	12.04	19.70	52.6	0	192
Mn	pm25	1.89	1.28	1.48	2.21	0.01	0.39	1.61	4.15	7.60	53.4	1	195
Ni	pm10	0.50	0.40	0.33	2.85	0.04	0.04	0.41	1.39	1.89	52.1	0	190
Ni	pm25	0.37	0.33	0.23	3.03	0.04	0.04	0.31	1.00	1.93	53.4	0	195
Pb	pm10	5.47	4.86	3.96	2.23	0.67	1.21	3.74	15.61	29.70	52.6	0	192
Pb	pm25	4.57	4.15	3.28	2.25	0.53	1.01	3.12	12.64	28.90	53.4	0	195

DE0001R Westerland

January 2007 - December 2007

Component	matrix	Arit mean	Arit sd	Geom mean	Geom sd	Min	5%	50%	95%	Max	% anal	Num bel	Num sampl
As	aerosol	0.40	0.30	0.29	2.27	0.03	0.07	0.31	1.06	1.32	84.4	0	52
Cd	aerosol	0.11	0.13	0.06	3.28	0.00	0.00	0.06	0.34	0.81	84.4	0	52
Co	aerosol	0.06	0.04	0.04	2.53	0.00	0.00	0.05	0.16	0.18	84.4	0	52
Cu	aerosol	2.14	1.65	1.61	2.23	0.21	0.31	1.64	5.62	8.63	84.4	0	52
Fe	aerosol	55.30	42.48	41.78	2.18	6.60	8.84	43.90	138.81	236.10	84.4	0	52
Mn	aerosol	2.48	1.89	1.96	1.97	0.46	0.60	2.08	6.04	11.69	84.4	0	52
Ni	aerosol	1.74	0.93	1.50	1.75	0.43	0.44	1.53	3.76	4.28	84.4	0	52
Pb	aerosol	3.77	3.23	2.60	2.60	0.11	0.32	2.62	11.35	15.33	84.4	0	52
V	aerosol	2.68	1.90	2.10	2.07	0.24	0.65	2.16	6.54	8.47	84.4	0	52
Sb	aerosol	0.48	0.35	0.37	2.19	0.05	0.06	0.39	1.43	1.85	84.4	0	52

DE0002R Langenbrügge

January 2007 - December 2007

Component	matrix	Arit mean	Arit sd	Geom mean	Geom sd	Min	5%	50%	95%	Max	% anal	Num bel	Num sampl
As	aerosol	0.53	0.38	0.43	1.89	0.11	0.18	0.36	1.40	1.64	85.5	0	52
Cd	aerosol	0.16	0.13	0.13	1.89	0.04	0.05	0.13	0.37	0.78	85.5	0	52
Co	aerosol	0.06	0.03	0.05	1.81	0.01	0.02	0.05	0.14	0.17	85.5	0	52
Cu	aerosol	2.62	1.01	2.45	1.45	0.85	1.29	2.50	4.69	6.50	85.5	0	52
Fe	aerosol	78.64	49.58	68.27	1.67	25.00	32.46	69.90	217.01	286.30	85.5	0	52
Mn	aerosol	3.66	2.00	3.24	1.64	1.06	1.31	3.17	9.23	10.38	85.5	0	52
Ni	aerosol	0.95	0.53	0.84	1.64	0.13	0.36	0.92	1.50	3.91	85.5	0	52
Pb	aerosol	5.41	3.47	4.59	1.77	1.17	1.55	4.22	15.37	16.52	85.5	0	52
V	aerosol	1.73	1.36	1.47	1.68	0.51	0.72	1.48	4.20	9.13	85.5	0	52
Zn	aerosol	17.91	15.13	13.44	2.26	1.80	1.80	15.25	49.42	92.30	85.5	0	52
Sb	aerosol	0.64	0.30	0.58	1.57	0.20	0.24	0.56	1.31	1.48	85.5	0	52
Hg (TGM)	air	1.79	0.39	1.77	1.17	1.29	1.46	1.74	2.27	6.83	96.4	0	352

DE0003R Schauinsland

January 2007 - December 2007

Component	matrix	Arit mean	Arit sd	Geom mean	Geom sd	Min	5%	50%	95%	Max	% anal	Num bel	Num sampl
As	aerosol	0.24	0.17	0.18	2.32	0.01	0.05	0.19	0.65	0.72	85.5	0	52
Cd	aerosol	0.08	0.06	0.06	2.31	0.01	0.01	0.07	0.22	0.26	85.5	0	52
Co	aerosol	0.06	0.05	0.04	2.36	0.00	0.01	0.04	0.18	0.27	85.5	0	52
Cu	aerosol	2.16	1.74	1.46	2.69	0.21	0.21	1.71	6.13	7.29	85.5	0	52
Fe	aerosol	79.15	87.10	46.50	3.10	1.80	5.91	48.90	263.21	479.40	85.5	0	52
Ni	aerosol	0.66	0.38	0.54	2.02	0.16	0.16	0.67	1.41	1.48	85.5	0	52
Pb	aerosol	3.10	1.96	2.46	2.09	0.43	0.64	2.51	6.96	7.53	85.5	0	52
V	aerosol	1.33	0.98	1.01	2.27	0.09	0.18	1.20	3.02	6.06	85.5	0	52
Zn	aerosol	11.93	7.91	8.81	2.42	1.80	1.80	12.00	26.41	29.10	85.5	0	52

DE0007R Neuglobsow

January 2007 - December 2007

Component	matrix	Arit mean	Arit sd	Geom mean	Geom sd	Min	5%	50%	95%	Max	% anal	Num bel	Num sampl
As	aerosol	0.54	0.44	0.42	2.06	0.13	0.14	0.38	1.54	2.15	85.5	0	52
Cd	aerosol	0.17	0.15	0.12	2.07	0.02	0.04	0.12	0.47	0.86	85.5	0	52
Co	aerosol	0.06	0.04	0.05	1.85	0.01	0.02	0.05	0.14	0.17	83.8	0	51
Cu	aerosol	1.85	0.88	1.63	1.75	0.21	0.56	1.71	3.48	4.74	85.5	0	52
Fe	aerosol	63.02	45.19	52.19	1.82	12.50	19.96	51.20	187.31	236.70	85.5	0	52
Mn	aerosol	3.25	1.95	2.79	1.75	0.72	1.03	2.66	8.26	10.60	85.5	0	52
Ni	aerosol	0.90	0.32	0.84	1.45	0.33	0.46	0.86	1.57	1.60	85.5	0	52
Pb	aerosol	5.36	4.23	4.21	2.01	0.53	1.33	4.24	16.54	19.77	85.5	0	52
V	aerosol	1.32	0.54	1.22	1.52	0.45	0.59	1.25	2.37	2.58	85.5	0	52
Zn	aerosol	15.28	11.79	11.83	2.07	2.80	2.80	11.95	46.32	56.10	85.5	0	52
Sb	aerosol	0.88	0.69	0.72	1.91	0.16	0.25	0.65	2.63	3.58	85.5	0	52

DE0008R Schmücke

January 2007 - December 2007

Component	matrix	Arit mean	Arit sd	Geom mean	Geom sd	Min	5%	50%	95%	Max	% anal	Num bel	Num sampl
As	aerosol	0.34	0.28	0.26	2.06	0.05	0.08	0.24	1.04	1.32	83.8	0	51
Cd	aerosol	0.10	0.10	0.08	1.98	0.02	0.03	0.07	0.28	0.61	83.8	0	51
Co	aerosol	0.07	0.14	0.03	3.06	0.00	0.00	0.03	0.32	0.87	82.2	0	50
Cu	aerosol	1.77	1.24	1.39	2.13	0.21	0.21	1.61	3.83	7.06	83.8	0	51
Fe	aerosol	67.40	71.86	39.91	2.93	6.20	6.88	47.70	251.44	313.30	83.8	0	51
Mn	aerosol	3.14	4.15	1.97	2.50	0.49	0.51	1.96	10.68	26.32	83.8	0	51
Ni	aerosol	0.55	0.49	0.42	2.10	0.16	0.16	0.46	1.34	3.17	83.8	0	51
Pb	aerosol	3.40	2.37	2.83	1.83	0.63	0.82	2.54	7.58	14.51	83.8	0	51
V	aerosol	1.25	1.00	0.94	2.23	0.10	0.19	1.11	3.03	6.06	83.8	0	51
Sb	aerosol	0.62	0.57	0.47	2.09	0.11	0.14	0.56	2.19	2.96	82.2	0	50
Hg (TGM)	air	1.77	0.23	1.76	1.13	1.36	1.47	1.73	2.25	2.62	99.2	0	362

DE0009R Zingst

January 2007 - December 2007

Component	matrix	Arit mean	Arit sd	Geom mean	Geom sd	Min	5%	50%	95%	Max	% anal	Num bel	Num sampl
As	aerosol	0.42	0.34	0.33	1.92	0.09	0.12	0.30	1.33	1.70	85.5	0	52
Cd	aerosol	0.14	0.16	0.10	2.32	0.02	0.02	0.09	0.44	0.92	85.5	0	52
Co	aerosol	0.08	0.04	0.07	1.73	0.01	0.03	0.07	0.17	0.19	85.5	0	52
Fe	aerosol	45.16	31.27	38.18	1.78	9.20	12.40	37.95	85.81	213.60	85.5	0	52
Mn	aerosol	2.35	1.64	2.02	1.70	0.71	0.83	2.04	5.38	11.36	85.5	0	52
Ni	aerosol	2.03	1.24	1.70	1.83	0.49	0.61	1.81	4.78	5.67	85.5	0	52
Pb	aerosol	4.62	4.13	3.49	2.08	0.70	0.75	3.21	16.05	20.90	85.5	0	52
V	aerosol	2.96	2.59	2.27	1.98	0.79	0.95	1.81	9.80	12.36	85.5	0	52
Zn	aerosol	13.59	8.63	10.87	2.09	1.80	1.80	11.70	35.52	36.60	83.8	0	51
Sb	aerosol	0.47	0.31	0.40	1.79	0.13	0.14	0.39	1.17	1.71	85.5	0	52
Hg (TGM)	air	1.65	0.27	1.63	1.16	1.20	1.32	1.61	2.10	3.49	96.2	0	351

DK0003R Tange

January 2007 - December 2007

Component	matrix	Arit mean	Arit sd	Geom mean	Geom sd	Min	5%	50%	95%	Max	% anal	Num bel	Num sampl
Al	aerosol	144.06	188.46	105.64	2.71	-594.45	-8.44	103.42	490.75	1388.29	98.1	204	358
As	aerosol	0.53	0.83	0.28	3.23	-0.04	0.03	0.29	1.57	8.08	98.1	32	358
Cr	aerosol	0.43	0.63	0.38	2.83	-0.93	-0.21	0.31	1.56	5.30	98.1	196	358
Cu	aerosol	1.34	1.42	0.87	2.73	-0.11	0.14	0.87	3.76	15.37	98.1	13	358
Fe	aerosol	95.78	147.31	44.54	3.53	-0.90	5.46	40.53	400.37	1220.58	98.1	7	358
Mn	aerosol	3.69	5.07	2.02	3.08	-0.48	0.26	1.91	13.82	35.22	98.1	18	358
Ni	aerosol	0.93	0.82	0.64	2.67	-0.41	0.10	0.63	2.67	3.84	98.1	33	358
Pb	aerosol	2.66	3.00	1.51	3.12	-0.10	0.23	1.47	9.70	15.47	98.1	10	358
Se	aerosol	0.30	0.24	0.23	2.21	-0.02	0.06	0.23	0.81	1.84	98.1	8	358
Zn	aerosol	10.59	11.15	6.83	2.79	-8.66	0.83	7.17	32.83	91.68	98.1	32	358

DK0005R Keldsnor

January 2007 - December 2007

Component	matrix	Arit mean	Arit sd	Geom mean	Geom sd	Min	5%	50%	95%	Max	% anal	Num bel	Num sampl
Al	aerosol	111.98	99.70	90.40	2.57	-448.17	-9.78	101.09	282.27	444.44	87.7	166	320
As	aerosol	0.23	0.30	0.14	3.18	-0.06	-0.00	0.14	0.71	2.64	87.7	69	320
Cr	aerosol	0.42	0.68	0.34	3.10	-0.61	-0.26	0.30	1.52	6.56	87.7	179	320
Cu	aerosol	1.18	1.27	0.77	2.73	-0.14	0.10	0.84	3.95	8.08	87.7	15	320
Fe	aerosol	63.88	62.80	40.72	2.86	-1.23	6.21	42.07	205.63	325.18	87.7	2	320
Mn	aerosol	2.08	1.89	1.47	2.64	-0.45	0.09	1.50	6.11	10.34	87.7	25	320
Ni	aerosol	1.73	1.67	1.12	2.79	-0.18	0.13	1.17	4.93	9.13	87.7	12	320
Pb	aerosol	3.08	4.04	1.62	3.49	-0.12	0.15	1.73	11.36	32.61	87.7	13	320
Se	aerosol	0.38	0.32	0.28	2.49	-0.02	0.06	0.30	1.08	2.07	87.7	8	320
Zn	aerosol	9.61	10.35	5.58	3.36	-2.67	0.40	6.24	32.49	73.70	87.7	38	320

DK0008R Anholt

January 2007 - December 2007

Component	matrix	Arit mean	Arit sd	Geom mean	Geom sd	Min	5%	50%	95%	Max	% anal	Num bel	Num sampl
Al	aerosol	119.62	109.13	95.29	2.53	-403.44	-2.17	102.03	315.86	479.85	97.0	208	354
As	aerosol	0.24	0.25	0.17	2.50	-0.05	0.03	0.17	0.74	2.15	97.0	43	354
Cr	aerosol	0.29	0.56	0.30	3.06	-0.78	-0.34	0.19	1.33	4.72	97.0	244	354
Cu	aerosol	0.81	0.84	0.55	2.59	-0.43	0.08	0.56	2.41	6.26	97.0	20	354
Fe	aerosol	46.12	55.52	26.61	2.94	0.35	4.13	24.88	156.30	363.38	97.0	3	354
Mn	aerosol	1.75	1.80	1.17	2.63	-1.13	0.20	1.20	5.03	13.32	97.0	28	354
Ni	aerosol	1.27	1.08	0.89	2.48	-0.13	0.18	0.92	3.36	5.71	97.0	18	354
Pb	aerosol	2.15	2.77	1.07	3.59	-0.56	0.10	1.08	8.71	15.65	97.0	20	354
Se	aerosol	0.29	0.25	0.21	2.37	-0.09	0.04	0.24	0.73	2.22	97.0	8	354
Zn	aerosol	7.25	7.95	4.44	3.20	-3.21	0.05	4.48	24.64	44.82	97.0	65	354

DK0031R Ulborg

January 2007 - December 2007

Component	matrix	Arit mean	Arit sd	Geom mean	Geom sd	Min	5%	50%	95%	Max	% anal	Num bel	Num sampl
Al	aerosol	119.29	155.22	100.06	2.39	-745.39	-10.54	97.37	366.59	782.66	96.4	210	352
As	aerosol	0.25	0.33	0.14	3.19	-0.38	0.01	0.13	0.92	2.62	96.4	78	352
Cr	aerosol	0.25	0.49	0.26	3.43	-0.85	-0.42	0.17	1.21	3.21	96.4	232	352
Cu	aerosol	1.13	4.23	0.49	3.43	-0.11	0.03	0.49	2.75	61.59	96.4	44	352
Fe	aerosol	50.16	70.11	23.91	3.56	0.53	2.87	23.95	188.86	478.92	96.4	8	352
Mn	aerosol	1.83	2.29	1.04	3.41	-0.42	0.06	1.15	6.16	22.08	96.4	47	352
Ni	aerosol	0.98	1.43	0.61	2.88	-0.10	0.07	0.68	2.58	22.08	96.4	32	352
Pb	aerosol	2.45	3.20	1.16	3.86	-0.16	0.09	1.23	9.46	20.13	96.4	21	352
Se	aerosol	0.34	0.28	0.26	2.19	-0.06	0.07	0.26	0.92	1.45	96.4	3	352
Zn	aerosol	9.29	26.19	4.45	3.82	-2.02	-0.10	4.20	29.89	464.94	96.4	68	352

EE0009R Lahemaa

January 2007 - December 2007

Component	matrix	Arit mean	Arit sd	Geom mean	Geom sd	Min	5%	50%	95%	Max	% anal	Num bel	Num sampl
As	aerosol	0.46	0.44	0.31	2.88	0.00	0.20	0.30	1.40	2.40	99.5	0	52
Cd	aerosol	0.17	0.14	0.14	1.77	0.05	0.10	0.10	0.56	0.80	99.7	0	53
Ni	aerosol	2.13	1.10	1.95	1.47	0.90	1.14	1.90	4.20	7.70	99.7	0	53
Pb	aerosol	6.32	5.94	4.94	1.92	1.80	2.18	4.00	21.70	34.40	99.7	0	53

ES0008R Niembro

January 2007 - December 2007

Component	matrix	Arit mean	Arit sd	Geom mean	Geom sd	Min	5%	50%	95%	Max	% anal	Num bel	Num sampl
As	pm10	0.21	0.14	0.16	2.07	0.05	0.05	0.17	0.52	0.57	11.5	7	42
Cd	pm10	0.09	0.08	0.06	2.61	0.01	0.01	0.07	0.27	0.35	13.7	6	50
Cr	pm10	1.05	1.12	0.88	1.57	0.78	0.78	0.78	3.86	7.16	11.5	38	42
Cu	pm10	50.95	39.22	35.98	2.54	2.87	6.31	42.51	134.91	179.99	13.7	0	50
Hg	pm10	0.01	0.00	0.00	1.23	0.00	0.00	0.00	0.01	0.01	1.1	0	4
Ni	pm10	2.53	5.34	1.34	2.54	0.41	0.41	1.21	13.51	32.99	11.5	9	42
Pb	pm10	6.82	6.99	4.06	3.13	0.10	0.62	4.18	26.25	29.33	13.7	1	50
Zn	pm10	20.73	20.89	12.70	2.92	2.64	2.64	16.08	62.45	105.48	11.5	10	42

ES0009R Campisabalos

January 2007 - December 2007

Component	matrix	Arit mean	Arit sd	Geom mean	Geom sd	Min	5%	50%	95%	Max	% anal	Num bel	Num sampl
As	pm10	0.06	0.03	0.06	1.38	0.05	0.05	0.05	0.15	0.18	9.6	29	35
Cd	pm10	0.02	0.02	0.02	1.95	0.01	0.01	0.01	0.06	0.06	9.6	20	35
Cr	pm10	0.78	0.00	0.78	1.00	0.78	0.78	0.78	0.78	0.78	9.6	35	35
Cu	pm10	15.08	29.46	2.33	9.32	0.09	0.09	1.98	110.12	124.11	9.6	8	35
Ni	pm10	0.49	0.29	0.46	1.39	0.41	0.41	0.41	1.30	1.96	9.6	32	35
Pb	pm10	1.00	0.85	0.67	2.77	0.10	0.10	0.77	2.90	3.72	9.6	5	35
Zn	pm10	3.66	2.07	3.29	1.53	2.64	2.64	2.64	9.04	9.99	9.6	27	35

ES0013R Penausende

3 August 2007 - 22 August 2007

Component	matrix	Arit mean	Arit sd	Geom mean	Geom sd	Min	5%	50%	95%	Max	% anal	Num bel	Num sampl
As	pm10	0.11	0.03	0.11	1.37	0.07	0.07	0.11	0.15	0.15	1.1	0	4
Cd	pm10	0.02	0.01	0.01	2.00	0.01	0.01	0.01	0.04	0.04	1.1	0	4
Cr	pm10	0.78	0.00	0.78	1.00	0.78	0.78	0.78	0.78	0.78	1.1	4	4
Cu	pm10	7.61	4.77	6.13	2.34	1.84	1.84	7.58	13.45	13.45	1.1	0	4
Ni	pm10	0.57	0.18	0.55	1.39	0.41	0.41	0.55	0.77	0.77	1.1	2	4
Pb	pm10	1.09	0.76	0.92	1.97	0.52	0.52	0.86	2.14	2.14	1.1	0	4
Zn	pm10	4.66	1.36	4.52	1.31	3.63	3.63	4.17	6.66	6.66	1.1	0	4

ES0014R Els Torms

9 November 2007 - 29 November 2007

Component	matrix	Arit mean	Arit sd	Geom mean	Geom sd	Min	5%	50%	95%	Max	% anal	Num bel	Num sampl
As	pm10	0.14	0.03	0.14	1.23	0.11	0.11	0.14	0.18	0.18	1.1	0	4
Cd	pm10	0.05	0.02	0.05	1.64	0.03	0.03	0.04	0.08	0.08	1.1	0	4
Cr	pm10	8.16	3.09	7.61	1.59	3.93	3.93	9.02	10.69	10.69	1.1	0	4
Cu	pm10	7.49	1.48	7.38	1.22	6.03	6.03	7.46	9.00	9.00	1.1	0	4
Hg	pm10	0.01	0.00	0.01	1.43	0.01	0.01	0.01	0.01	0.01	0.8	0	3
Ni	pm10	0.41	0.00	0.41	1.00	0.41	0.41	0.41	0.41	0.41	1.1	4	4
Pb	pm10	2.61	0.66	2.56	1.26	2.08	2.08	2.40	3.57	3.57	1.1	0	4
Zn	pm10	7.22	1.58	7.08	1.27	5.07	5.07	7.62	8.56	8.56	1.1	0	4

ES0016R O Saviñao

3 September 2007 - 28 September 2007

Component	matrix	Arit mean	Arit sd	Geom mean	Geom sd	Min	5%	50%	95%	Max	% anal	Num bel	Num sampl
As	pm10	0.09	0.01	0.09	1.07	0.08	0.08	0.09	0.09	0.09	0.8	0	3
Cd	pm10	0.02	0.01	0.02	1.26	0.02	0.02	0.02	0.03	0.03	0.8	0	3
Cr	pm10	0.78	0.00	0.78	1.00	0.78	0.78	0.78	0.78	0.78	0.8	3	3
Cu	pm10	3.78	1.28	3.65	1.39	2.68	2.68	3.49	5.18	5.18	0.8	0	3
Hg	pm10	0.01	0.01	0.01	2.23	0.00	0.00	0.00	0.02	0.02	0.8	1	3
Ni	pm10	0.41	0.00	0.41	1.00	0.41	0.41	0.41	0.41	0.41	0.8	3	3
Pb	pm10	1.38	0.05	1.38	1.03	1.34	1.34	1.36	1.43	1.43	0.8	0	3
Zn	pm10	5.71	0.24	5.71	1.04	5.44	5.44	5.79	5.91	5.91	0.8	0	3

ES1778R Montseny

January 2007 - December 2007

Component	matrix	Arit mean	Arit sd	Geom mean	Geom sd	Min	5%	50%	95%	Max	% anal	Num bel	Num sampl
Al	pm10	160	170	110	2420	10	30	120	490	1020	34.0	0	124
Al	pm25	50	70	30	2600	0	10	30	109	410	13.7	1	50
As	pm10	0.24	0.11	0.21	1.72	0.03	0.08	0.22	0.45	0.51	34.0	0	124
As	pm25	0.23	0.10	0.20	1.67	0.05	0.06	0.22	0.42	0.45	13.7	0	50
Cd	pm10	0.11	0.08	0.08	2.21	0.01	0.02	0.09	0.26	0.48	34.0	1	124
Cd	pm25	0.13	0.10	0.10	2.07	0.03	0.03	0.09	0.36	0.52	13.7	0	50
Co	pm10	0.10	0.08	0.08	2.17	0.01	0.01	0.09	0.28	0.51	34.0	0	124
Co	pm25	0.05	0.04	0.04	2.00	0.01	0.01	0.04	0.13	0.21	13.7	5	50
Cr	pm10	1.13	1.50	0.53	5.19	0.01	0.01	0.83	3.17	9.62	34.0	7	124
Cr	pm25	1.10	1.66	0.34	7.72	0.01	0.01	0.73	4.72	9.24	13.7	1	50
Cu	pm10	3.15	2.42	2.33	2.33	0.17	0.48	2.62	8.64	11.88	34.0	0	124
Cu	pm25	2.76	2.26	2.10	2.21	0.19	0.43	2.42	6.60	14.04	13.4	0	49
Fe	pm10	200	180	150	2230	0	40	150	540	1150	34.0	0	124
Fe	pm25	0.07	0.07	0.05	2.08	0.01	0.02	0.05	0.22	0.46	13.7	0	50
Mn	pm10	4.97	3.25	4.06	1.94	0.70	1.20	4.38	11.17	19.71	34.0	0	124
Mn	pm25	2.17	1.46	1.73	2.13	0.10	0.42	1.86	5.41	8.00	13.7	4	50
Ni	pm10	1.17	1.02	0.73	3.73	0.01	0.01	1.05	2.46	8.88	34.0	1	124
Ni	pm25	1.22	0.96	0.78	3.57	0.01	0.07	1.10	2.60	5.49	13.7	1	50
Pb	pm10	4.45	2.80	3.77	1.80	0.62	1.49	3.84	9.21	20.35	34.0	0	124
Pb	pm25	4.16	2.37	3.59	1.74	1.34	1.45	3.61	8.51	12.78	13.7	0	50
Se	pm10	0.21	0.14	0.16	2.44	0.01	0.03	0.21	0.44	0.92	34.0	1	124
Se	pm25	0.17	0.14	0.12	2.54	0.01	0.02	0.15	0.45	0.82	13.7	2	50
Ti	pm10	17.36	18.34	10.78	3.18	0.01	1.80	12.61	52.87	115.68	34.0	0	124
Ti	pm25	4.72	7.38	1.29	11.27	0.01	0.01	2.80	19.33	44.82	13.7	3	50
V	pm10	3.23	2.00	2.60	2.02	0.43	0.74	2.76	6.84	10.48	34.0	0	124
V	pm25	2.66	1.70	2.10	2.15	0.30	0.42	2.38	6.01	7.16	13.7	0	50
Zn	pm10	13.41	9.39	10.77	1.95	2.24	3.33	10.43	33.52	54.61	34.0	0	124
Zn	pm25	13.20	7.34	10.15	3.12	0.01	4.12	12.71	26.82	37.15	13.7	0	50
Sb	pm10	0.43	0.29	0.33	2.21	0.01	0.07	0.35	1.06	1.57	34.0	0	124
Sb	pm25	0.32	0.23	0.25	2.12	0.04	0.06	0.26	0.81	0.84	13.7	0	50
Ba	pm10	7.82	13.11	4.15	3.10	0.01	0.85	4.04	48.20	68.27	27.7	0	101
Ba	pm25	4.88	8.20	1.42	8.51	0.01	0.01	2.19	26.36	43.26	13.7	0	50
Bi	pm10	0.07	0.06	0.04	3.20	0.00	0.01	0.05	0.16	0.36	34.0	21	124
Bi	pm25	0.06	0.06	0.04	2.97	0.01	0.01	0.05	0.17	0.35	13.7	7	50
Ce	pm10	0.43	0.41	0.28	2.89	0.01	0.04	0.33	1.26	2.69	34.0	3	124
Ce	pm25	0.18	0.20	0.12	2.73	0.01	0.02	0.14	0.59	1.18	13.7	1	50
La	pm10	0.18	0.17	0.13	2.56	0.01	0.02	0.15	0.53	1.12	34.0	3	124
La	pm25	0.08	0.08	0.06	2.32	0.01	0.01	0.07	0.27	0.47	13.7	1	50
Li	pm10	0.27	0.24	0.20	2.08	0.04	0.07	0.21	0.73	1.57	34.0	0	124
Li	pm25	0.09	0.09	0.07	1.96	0.02	0.02	0.06	0.27	0.61	13.7	0	50
Rb	pm10	0.50	0.39	0.39	2.06	0.05	0.11	0.42	1.18	2.64	34.0	0	124
Rb	pm25	0.20	0.16	0.15	2.20	0.01	0.05	0.15	0.48	1.04	13.7	0	50
Sr	pm10	1.85	1.71	1.43	2.01	0.17	0.49	1.49	4.50	13.75	34.0	0	124
Sr	pm25	0.66	0.77	0.44	2.75	0.01	0.05	0.50	1.89	5.12	13.7	0	50
Tl	pm10	0.04	0.04	0.02	2.71	0.00	0.01	0.03	0.10	0.19	34.0	20	124
Tl	pm25	0.03	0.03	0.02	2.80	0.01	0.01	0.03	0.12	0.16	13.7	10	50
Th	pm10	0.08	0.06	0.07	2.01	0.01	0.01	0.07	0.21	0.38	34.0	0	124
Th	pm25	0.04	0.03	0.03	1.97	0.01	0.01	0.04	0.11	0.17	13.7	0	50
Sn	pm10	0.80	0.52	0.65	1.97	0.08	0.20	0.69	1.84	3.29	34.0	0	124
Sn	pm25	0.78	0.50	0.64	1.96	0.13	0.16	0.73	1.84	2.59	13.7	0	50
U	pm10	0.07	0.03	0.06	1.71	0.01	0.02	0.07	0.13	0.18	34.0	1	124
U	pm25	0.06	0.03	0.05	2.17	0.01	0.01	0.06	0.10	0.11	13.7	0	50

FI0017R Virolahti II

January 2007 - December 2007

Component	matrix	Arit mean	Arit sd	Geom mean	Geom sd	Min	5%	50%	95%	Max	% anal	Num bel	Num sampl
Al	aerosol	176.83	241.30	89.38	3.27	4.50	14.24	93.20	826.96	1380.20	73.7	0	115
As	aerosol	0.32	0.30	0.22	2.32	0.04	0.05	0.22	0.96	1.60	74.8	16	117
Cd	aerosol	0.10	0.10	0.07	2.35	0.01	0.02	0.07	0.31	0.48	74.8	0	117
Co	aerosol	0.08	0.06	0.07	2.00	0.01	0.02	0.06	0.19	0.43	74.8	26	117
Cr	aerosol	0.31	0.42	0.17	3.56	0.02	0.02	0.21	0.96	3.59	74.8	28	117
Cu	aerosol	1.01	0.72	0.82	1.94	0.18	0.30	0.80	2.52	3.99	74.8	0	117
Fe	aerosol	150.32	185.63	85.39	2.78	7.12	17.05	86.62	666.66	997.25	74.5	0	116
Mn	aerosol	2.94	2.45	2.21	2.18	0.30	0.65	2.24	8.27	13.30	74.8	0	117
Ni	aerosol	1.17	1.04	0.89	2.17	0.14	0.23	0.92	3.23	6.36	74.8	0	117
Pb	aerosol	3.51	3.15	2.51	2.37	0.41	0.68	2.57	10.86	15.06	74.8	0	117
V	aerosol	2.33	2.14	1.70	2.33	0.18	0.39	1.76	6.03	13.26	74.8	0	117
Zn	aerosol	10.96	10.42	8.32	2.10	1.73	2.58	7.94	31.17	73.36	74.8	0	117

FI0036R Pallas (Matorova)

January 2007 - December 2007

Component	matrix	Arit mean	Arit sd	Geom mean	Geom sd	Min	5%	50%	95%	Max	% anal	Num bel	Num sampl
Al	aerosol	11.88	16.50	7.43	2.60	0.70	1.56	7.80	49.34	100.00	97.7	0	50
As	aerosol	0.11	0.11	0.07	2.78	0.01	0.01	0.07	0.37	0.42	97.7	9	50
Cd	aerosol	0.03	0.03	0.01	3.25	0.00	0.00	0.02	0.12	0.14	97.7	3	50
Co	aerosol	0.02	0.02	0.01	2.48	0.00	0.00	0.02	0.06	0.08	97.7	20	50
Cr	aerosol	0.07	0.07	0.04	3.34	0.00	0.00	0.06	0.25	0.26	97.7	9	50
Cu	aerosol	0.32	0.34	0.19	2.84	0.02	0.03	0.18	1.20	1.39	97.7	0	50
Fe	aerosol	18.84	16.78	13.64	2.31	1.71	2.99	13.76	62.41	87.50	97.7	0	50
Mn	aerosol	0.47	0.42	0.35	2.19	0.07	0.10	0.31	1.51	2.13	97.7	0	50
Ni	aerosol	0.34	0.42	0.17	3.63	0.01	0.01	0.15	1.53	1.64	97.7	3	50
Pb	aerosol	0.68	0.76	0.42	2.82	0.03	0.05	0.44	2.59	3.65	97.7	0	50
V	aerosol	0.40	0.50	0.22	3.08	0.02	0.03	0.23	1.86	2.25	97.7	0	50
Zn	aerosol	1.94	2.17	1.21	2.73	0.13	0.18	1.18	7.62	9.35	97.7	0	50

FI0037R Ähtäri II

January 2007 - December 2007

Component	matrix	Arit mean	Arit sd	Geom mean	Geom sd	Min	5%	50%	95%	Max	% anal	Num bel	Num sampl
Al	aerosol	34.48	27.97	25.35	2.33	4.40	5.21	27.70	89.09	145.70	71.0	0	37
As	aerosol	0.24	0.20	0.19	1.90	0.06	0.08	0.17	0.82	0.83	71.0	0	37
Cd	aerosol	0.06	0.07	0.04	2.19	0.01	0.01	0.04	0.24	0.39	71.0	0	37
Co	aerosol	0.05	0.05	0.04	2.73	0.01	0.01	0.04	0.18	0.18	71.0	6	37
Cr	aerosol	0.14	0.15	0.07	3.93	0.01	0.01	0.09	0.50	0.59	71.0	8	37
Cu	aerosol	0.53	0.40	0.43	1.90	0.14	0.17	0.40	1.42	1.76	71.0	0	37
Fe	aerosol	38.35	26.34	29.84	2.12	7.12	7.54	33.85	99.70	104.81	71.0	0	37
Mn	aerosol	1.25	0.86	1.03	1.85	0.31	0.38	0.92	3.03	4.27	71.0	0	37
Ni	aerosol	0.39	0.25	0.32	1.89	0.10	0.10	0.35	0.93	1.23	71.0	0	37
Pb	aerosol	1.35	1.49	1.03	1.96	0.31	0.33	0.95	4.23	9.20	71.0	0	37
V	aerosol	0.62	0.41	0.52	1.86	0.12	0.14	0.55	1.45	2.23	71.0	0	37
Zn	aerosol	4.83	3.28	4.01	1.84	1.42	1.46	3.94	13.31	16.90	71.0	0	37

FI0096G Pallas (Sammaltunturi)

January 2007 - December 2007

Component	matrix	Arit mean	Arit sd	Geom mean	Geom sd	Min	5%	50%	95%	Max	% anal	Num bel	Num sampl
Hg	aerosol	1.83	2.82	1.13	2.36	0.30	0.30	1.00	4.50	17.70	75.1	0	39
Hg	air+aerosol	1.41	0.17	1.40	1.13	1.10	1.10	1.40	1.70	1.80	24.1	0	88

FR0013R Peyrusse Vieille

January 2007 - December 2007

Component	matrix	Arit mean	Arit sd	Geom mean	Geom sd	Min	5%	50%	95%	Max	% anal	Num bel	Num sampl
As	aerosol	0.07	0.08	0.04	2.49	0.02	0.02	0.02	0.26	0.27	93.9	19	26
Cd	aerosol	0.06	0.05	0.03	3.17	0.00	0.00	0.03	0.16	0.17	93.9	4	26
Cr	aerosol	1.92	1.41	1.61	2.16	0.12	0.34	1.49	5.33	5.38	93.9	1	26
Cu	aerosol	2.11	0.81	1.87	1.97	0.11	0.36	2.23	3.86	4.26	93.9	1	26
Hg	air	1.21	0.53	1.10	1.52	0.20	0.56	1.13	2.10	3.79	31.1	0	2721
Ni	aerosol	0.95	0.48	0.83	2.42	0.02	0.13	1.03	2.01	2.04	93.9	1	26
Pb	aerosol	4.13	2.12	3.25	2.89	0.03	0.64	3.45	8.51	9.29	93.9	1	26
Zn	aerosol	9.54	4.53	7.82	2.48	0.15	1.32	8.23	18.42	18.58	93.9	1	26

GB0013R Yarner Wood

January 2007 - December 2007

Component	matrix	Arit mean	Arit sd	Geom mean	Geom sd	Min	5%	50%	95%	Max	% anal	Num bel	Num sampl
As	pm10	0.52	0.46	0.36	2.47	0.06	0.08	0.42	1.64	2.07	90.7	0	48
Cd	pm10	0.09	0.12	0.04	3.69	0.00	0.00	0.05	0.35	0.63	90.7	5	48
Cr	pm10	0.78	0.66	0.51	2.77	0.11	0.12	0.68	1.86	3.21	90.7	0	48
Cu	pm10	3.44	13.90	0.81	4.52	0.03	0.06	0.94	6.69	97.10	90.7	1	48
Hg (TGM)	air+aerosol	1.62	0.41	1.57	1.36	0.76	0.76	1.70	2.16	2.16	44.5	0	12
Ni	pm10	0.99	1.39	0.40	4.66	0.03	0.03	0.42	4.95	6.60	90.7	0	48
Pb	pm10	4.00	4.94	2.13	3.41	0.16	0.18	2.00	13.58	27.41	90.7	0	48
Zn	pm10	11.16	15.76	6.83	2.56	1.51	3.00	4.00	42.20	96.00	88.8	1	47

GB0017R Heigham Holmes

January 2007 - December 2007

Component	matrix	Arit mean	Arit sd	Geom mean	Geom sd	Min	5%	50%	95%	Max	% anal	Num bel	Num sampl
As	pm10	0.47	0.22	0.46	1.47	0.27	0.27	0.42	1.12	1.21	39.5	0	24
Cd	pm10	0.11	0.09	0.09	1.91	0.04	0.04	0.08	0.40	0.45	39.5	0	24
Cr	pm10	0.85	0.73	0.69	2.53	0.12	0.12	0.82	2.77	3.09	39.5	0	24
Cu	pm10	1.70	0.66	1.56	1.56	0.40	0.52	1.54	3.11	3.23	39.5	0	24
Hg (TGM)	air+aerosol	2.06	1.08	2.39	1.40	1.97	1.97	2.05	3.93	3.93	7.8	0	4
Ni	pm10	1.67	2.81	1.09	2.50	0.27	0.28	0.99	11.67	14.21	39.5	0	24
Pb	pm10	4.51	2.51	4.33	1.54	2.48	2.50	3.97	11.41	11.42	39.5	0	24
Zn	pm10	7.63	7.81	6.64	2.18	1.49	1.86	6.80	30.26	30.68	39.5	1	24

GB0091R Banchory

January 2007 - December 2007

Component	matrix	Arit mean	Arit sd	Geom mean	Geom sd	Min	5%	50%	95%	Max	% anal	Num bel	Num sampl
As	pm10	0.30	0.28	0.22	2.41	0.02	0.04	0.24	1.04	1.16	99.5	4	49
Cd	pm10	0.04	0.07	0.03	2.65	0.01	0.01	0.03	0.20	0.40	99.5	11	49
Cr	pm10	0.61	0.59	0.41	2.84	0.06	0.09	0.56	2.06	2.40	99.5	1	49
Cu	pm10	0.59	0.48	0.43	2.48	0.06	0.07	0.49	1.74	1.92	99.5	2	49
Hg (TGM)	air+aerosol	1.47	0.18	1.50	1.13	1.18	1.18	1.56	1.84	1.85	89.1	0	21
Ni	pm10	0.32	0.56	0.13	4.20	0.01	0.02	0.14	1.08	3.48	99.5	2	49
Pb	pm10	2.00	2.03	1.29	2.85	0.18	0.18	1.38	7.34	8.09	99.5	1	49
Zn	pm10	8.12	14.79	4.58	2.24	1.23	1.69	2.99	22.80	102.91	99.5	2	49

IE0031R Mace Head

January 2007 - December 2007

Component	matrix	Arit mean	Arit sd	Geom mean	Geom sd	Min	5%	50%	95%	Max	% anal	Num bel	Num sampl
Hg	air	1.62	0.08	1.62	1.05	1.31	1.45	1.63	1.73	1.81	92.1	0	336

IS0002R Irafoss

January 2007 - December 2007

Component	matrix	Arit mean	Arit sd	Geom mean	Geom sd	Min	5%	50%	95%	Max	% anal	Num bel	Num sampl
Fe	aerosol	70	140	30	3510	0	0	20	240	1710	97.0	1	354

IS0091R Storhofdi

January 2007 - December 2007

Component	matrix	Arit mean	Arit sd	Geom mean	Geom sd	Min	5%	50%	95%	Max	% anal	Num bel	Num sampl
Al	aerosol	315.30	388.18	177.67	3.04	36.70	36.90	153.70	1305.50	1310.50	99.9	0	24
As	aerosol	0.08	0.06	0.07	1.79	0.02	0.02	0.07	0.27	0.30	99.9	0	24
Cd	aerosol	0.05	0.07	0.02	2.94	0.01	0.01	0.02	0.27	0.29	99.9	0	24
Cr	aerosol	7.82	5.38	5.69	2.46	0.67	0.74	6.64	19.04	19.82	99.9	0	24
Cu	aerosol	1.02	0.82	0.84	1.85	0.40	0.40	0.68	3.24	3.25	99.9	0	24
Fe	aerosol	548.78	661.53	331.83	2.75	94.20	95.47	255.10	2337.57	2465.50	99.9	0	24
Hg	aerosol	0.88	0.93	0.64	2.17	0.20	0.21	0.61	3.94	4.62	99.9	0	24
Mn	aerosol	9.64	12.13	5.74	2.75	1.65	1.65	4.16	43.63	46.78	99.9	0	24
Ni	aerosol	4.51	2.88	3.44	2.29	0.41	0.50	3.76	10.32	10.67	99.9	0	24
Pb	aerosol	0.52	0.60	0.34	2.42	0.11	0.12	0.28	2.03	2.04	99.9	0	24
V	aerosol	2.45	3.10	1.43	2.83	0.39	0.39	1.08	10.96	11.73	99.9	0	24
Zn	aerosol	5.11	4.96	3.89	1.97	0.91	1.13	3.25	20.57	20.75	99.9	0	24

LV0010R Rucava

January 2007 - December 2007

Component	matrix	Arit mean	Arit sd	Geom mean	Geom sd	Min	5%	50%	95%	Max	% anal	Num bel	Num sampl
As	aerosol	0.25	0.26	0.14	3.03	0.01	0.03	0.19	0.78	1.34	98.1	24	52
Cd	aerosol	0.12	0.19	0.04	4.88	0.00	0.01	0.04	0.56	1.01	96.2	12	51
Cr	aerosol	0.45	0.48	0.24	3.47	0.01	0.04	0.32	1.58	1.93	91.5	16	48
Cu	aerosol	0.88	0.78	0.49	3.74	0.02	0.05	0.72	2.57	3.21	98.1	8	52
Mn	aerosol	4.06	5.10	1.56	4.55	0.05	0.15	1.64	14.94	20.43	98.1	7	52
Ni	aerosol	0.60	0.57	0.30	3.87	0.01	0.03	0.47	1.85	2.03	98.1	18	52
Pb	aerosol	3.85	5.37	1.76	3.98	0.01	0.25	1.80	17.22	26.33	97.3	1	51
Zn	aerosol	19.70	24.48	9.92	3.48	0.20	1.36	8.93	75.14	120.52	96.2	1	51

LV0016R Zoseni

January 2007 - December 2007

Component	matrix	Arit mean	Arit sd	Geom mean	Geom sd	Min	5%	50%	95%	Max	% anal	Num bel	Num sampl
As	aerosol	0.39	0.36	0.25	3.01	0.01	0.03	0.28	1.32	1.40	97.8	12	51
Cd	aerosol	0.11	0.14	0.06	3.33	0.01	0.01	0.07	0.45	0.70	97.8	4	51
Cr	aerosol	0.52	0.52	0.32	2.86	0.02	0.07	0.33	1.79	2.52	90.1	8	47
Cu	aerosol	1.14	0.79	0.90	2.09	0.15	0.18	1.03	3.18	3.78	97.8	0	51
Mn	aerosol	9.88	12.14	4.87	3.91	0.06	0.51	4.48	41.82	60.72	97.8	2	51
Ni	aerosol	0.69	0.50	0.48	2.79	0.03	0.04	0.60	1.81	2.11	97.8	6	51
Pb	aerosol	3.55	4.09	2.19	2.73	0.18	0.37	2.11	13.54	21.06	97.8	0	51
Zn	aerosol	13.70	11.03	9.45	2.91	0.20	0.58	11.28	37.53	61.42	97.8	1	51

NL0008R Bilthoven

January 2007 - December 2007

Component	matrix	Arit mean	Arit sd	Geom mean	Geom sd	Min	5%	50%	95%	Max	% anal	Num bel	Num sampl
As	aerosol	0.57	0.63	0.39	2.38	0.06	0.09	0.38	1.59	5.14	30.1	0	110
Cd	aerosol	0.19	0.20	0.13	2.51	0.01	0.03	0.13	0.63	1.11	30.1	0	110
Ni	aerosol	1.97	1.98	1.37	2.59	-0.06	0.34	1.53	5.24	14.07	29.9	0	109
Pb	aerosol	6.13	5.16	4.48	2.25	0.47	1.13	4.38	18.93	28.77	30.1	0	110
Zn	aerosol	19.45	15.58	14.15	2.39	0.27	3.49	14.06	55.57	71.90	30.1	0	110

NL0009R Kollumerwaard

January 2007 - December 2007

Component	matrix	Arit mean	Arit sd	Geom mean	Geom sd	Min	5%	50%	95%	Max	% anal	Num bel	Num sampl
As	aerosol	0.37	0.34	0.26	2.33	0.10	0.10	0.27	1.04	2.07	44.7	58	163
Cd	aerosol	0.12	0.13	0.07	2.71	0.00	0.02	0.08	0.36	0.76	44.7	40	163
Ni	aerosol	1.54	1.10	1.27	1.80	0.70	0.70	1.14	4.09	6.55	44.7	54	163
Pb	aerosol	4.96	4.86	3.26	2.65	0.23	0.55	3.40	15.58	31.98	44.7	0	163
Zn	aerosol	19.73	16.60	15.29	1.97	7.70	7.70	13.54	55.46	99.70	44.7	54	163

NL0010R Vredepeel

January 2007 - December 2007

Component	matrix	Arit mean	Arit sd	Geom mean	Geom sd	Min	5%	50%	95%	Max	% anal	Num bel	Num sampl
As	aerosol	0.43	0.31	0.33	2.21	0.02	0.07	0.36	1.18	1.46	22.2	0	81
Cd	aerosol	0.15	0.15	0.11	2.51	0.00	0.02	0.12	0.30	0.83	22.2	0	81
Ni	aerosol	1.13	0.98	0.83	2.35	-0.08	0.16	0.85	3.79	5.23	22.2	0	81
Pb	aerosol	5.71	4.16	4.55	2.04	0.67	0.92	4.76	11.70	30.66	22.2	0	81
Zn	aerosol	21.35	22.29	14.34	2.79	0.13	1.92	16.59	51.93	170.78	21.9	0	80

NO0001R Birkenes

January 2007 - December 2007

Component	matrix	Arit mean	Arit sd	Geom mean	Geom sd	Min	5%	50%	95%	Max	% anal	Num bel	Num sampl
As	pm10	0.21	0.17	0.12	2.28	0.03	0.05	0.12	0.60	0.94	99.7	63	125
Cd	pm10	0.05	0.06	0.02	2.93	0.00	0.00	0.03	0.15	0.39	99.7	40	125
Co	pm10	0.03	0.03	0.02	2.08	0.01	0.01	0.02	0.08	0.15	99.7	70	125
Cr	pm10	0.52	1.06	0.53	2.54	0.10	0.10	0.59	2.34	8.26	99.7	121	125
Cu	pm10	0.82	3.69	0.56	3.22	0.03	0.12	0.54	4.68	38.99	99.7	56	125
Hg	air+aerosol	1.86	0.28	1.84	1.16	1.43	1.48	1.78	2.38	2.39	7.9	0	29
Ni	pm10	0.61	0.88	0.34	2.97	0.05	0.09	0.34	1.75	5.11	99.7	51	125
Pb	pm10	1.29	1.31	0.67	2.91	0.06	0.13	0.60	4.38	7.25	99.7	47	125
V	pm10	0.81	1.19	0.32	4.00	0.04	0.04	0.39	1.73	11.74	99.7	46	125
Zn	pm10	4.25	4.20	2.33	2.69	0.53	0.61	2.20	13.08	21.24	99.7	28	125

NO0042G Spitsbergen, Zeppelinfjell

January 2007 - December 2007

Component	matrix	Arit mean	Arit sd	Geom mean	Geom sd	Min	5%	50%	95%	Max	% anal	Num bel	Num sampl
As	aerosol	0.05	0.09	0.02	3.44	0.00	0.00	0.02	0.25	0.49	27.7	7	49
Cd	aerosol	0.01	0.02	0.01	3.92	0.00	0.00	0.00	0.07	0.10	27.1	24	48
Co	aerosol	0.01	0.02	0.01	2.94	0.00	0.00	0.00	0.04	0.15	27.1	25	48
Cr	aerosol	0.07	0.06	0.06	1.88	0.01	0.03	0.04	0.23	0.26	27.1	43	48
Cu	aerosol	0.31	0.46	0.18	2.67	0.04	0.04	0.16	1.61	2.44	27.1	10	48
Hg	air	1.68	0.28	1.65	1.26	1.10	1.24	1.71	2.07	2.83	85.1	0	7454
Mn	aerosol	0.19	0.29	0.11	2.56	0.04	0.05	0.06	0.85	1.61	27.1	28	48
Ni	aerosol	0.08	0.13	0.04	3.04	0.01	0.01	0.04	0.45	0.71	27.1	24	48
Pb	aerosol	0.38	0.76	0.12	4.74	0.01	0.01	0.12	2.27	4.29	27.1	3	48
V	aerosol	0.06	0.05	0.05	2.20	0.01	0.01	0.04	0.20	0.23	27.7	0	49
Zn	aerosol	1.12	1.54	0.61	2.98	0.14	0.20	0.52	5.71	6.56	27.1	30	48

PL0005R Diabla Gora

January 2007 - December 2007

Component	matrix	Arit mean	Arit sd	Geom mean	Geom sd	Min	5%	50%	95%	Max	% anal	Num bel	Num sampl
As	pm10	0.50	0.44	0.39	2.14	0.00	0.10	0.50	1.52	2.50	89.0	0	47
Cd	pm10	0.17	0.22	0.18	2.02	0.00	0.00	0.10	0.74	1.00	89.0	0	47
Cr	pm10	1.13	0.62	0.96	1.77	0.33	0.35	0.97	2.57	2.98	89.0	0	47
Cu	pm10	11.70	31.70	1.12	6.06	0.00	0.20	0.70	99.90	99.90	99.9	0	53
Hg	air	1.15	0.71	1.05	1.63	0.00	0.23	1.00	3.23	3.40	14.2	9	52
Ni	pm10	0.69	0.53	0.52	2.23	0.05	0.16	0.54	1.99	2.15	89.0	0	47
Pb	pm10	6.19	6.32	4.16	2.58	0.50	0.50	4.20	17.16	36.00	89.0	0	47
Zn	pm10	18.95	16.16	14.83	1.99	3.90	4.22	14.80	52.76	96.80	89.0	0	47

SE0014R Råö

January 2007 - December 2007

Component	matrix	Arit mean	Arit sd	Geom mean	Geom sd	Min	5%	50%	95%	Max	% anal	Num bel	Num sampl
As	aerosol	0.41	0.22	0.37	1.67	0.18	0.18	0.36	0.82	0.82	99.7	0	12
Cd	aerosol	0.07	0.05	0.05	1.99	0.02	0.02	0.06	0.19	0.19	99.7	0	12
Hg	aerosol	6.36	5.29	4.91	2.01	1.20	1.50	4.40	20.00	28.00	27.1	0	99
Hg	air+aerosol	1.55	0.18	1.54	1.12	1.00	1.23	1.50	1.90	2.00	28.5	0	104
Ni	aerosol	2.65	4.81	1.34	2.41	0.56	0.56	1.17	17.72	17.72	99.7	0	12
Pb	aerosol	2.05	1.15	1.78	1.74	0.79	0.79	1.77	4.34	4.34	99.7	0	12

SI0008R Iskrba

January 2007 - December 2007

Component	matrix	Arit mean	Arit sd	Geom mean	Geom sd	Min	5%	50%	95%	Max	% anal	Num bel	Num sampl
As	pm10	0.64	0.46	0.50	1.97	0.27	0.27	0.27	1.67	1.81	16.2	30	59
Cd	pm10	0.10	0.11	0.05	3.54	0.01	0.01	0.05	0.31	0.60	16.2	17	59
Ni	pm10	3.71	2.63	2.88	2.12	0.90	0.90	3.10	9.10	12.00	16.2	13	59
Pb	pm10	4.09	3.44	2.82	2.62	0.45	0.45	3.40	12.50	17.60	16.2	9	59

SK0002R Chopok

January 2007 - December 2007

Component	matrix	Arit mean	Arit sd	Geom mean	Geom sd	Min	5%	50%	95%	Max	% anal	Num bel	Num sampl
As	pm10	0.13	0.11	0.07	3.54	0.00	0.01	0.12	0.34	0.45	84.1	5	50
Cd	pm10	0.05	0.04	0.03	2.39	0.01	0.01	0.04	0.14	0.17	82.5	0	49
Cr	pm10	0.58	0.63	0.37	2.81	0.03	0.06	0.38	2.30	2.93	84.1	0	50
Cu	pm10	0.83	0.57	0.69	1.92	0.16	0.21	0.71	1.80	3.66	84.1	0	50
Ni	pm10	0.43	0.35	0.34	2.11	0.09	0.10	0.30	1.12	1.79	84.1	0	50
Pb	pm10	1.59	1.28	1.11	2.54	0.14	0.23	1.30	4.15	5.92	84.1	0	50
Zn	pm10	4.16	2.58	3.37	1.99	0.64	0.91	3.84	9.90	11.68	84.1	0	50

SK0004R Stará Lesná

January 2007 - December 2007

Component	matrix	Arit mean	Arit sd	Geom mean	Geom sd	Min	5%	50%	95%	Max	% anal	Num bel	Num sampl
As	pm10	0.52	0.31	0.45	1.71	0.14	0.19	0.46	1.32	1.73	80.5	0	49
Cd	pm10	0.20	0.17	0.16	1.90	0.05	0.06	0.17	0.64	0.89	80.5	0	49
Cr	pm10	0.49	0.53	0.30	2.82	0.03	0.05	0.36	1.94	2.64	82.2	5	50
Cu	pm10	2.39	2.21	2.01	1.69	0.58	0.81	2.02	4.12	16.39	80.5	0	49
Ni	pm10	0.44	0.33	0.35	2.05	0.06	0.09	0.38	1.33	1.64	82.2	0	50
Pb	pm10	5.93	2.99	5.22	1.68	1.90	2.01	5.69	11.45	14.20	78.9	0	48
Zn	pm10	13.02	8.04	11.56	1.59	4.35	5.44	11.20	26.36	56.02	80.5	0	49

SK0006R Starina

January 2007 - December 2007

Component	matrix	Arit mean	Arit sd	Geom mean	Geom sd	Min	5%	50%	95%	Max	% anal	Num bel	Num sampl
As	pm10	0.45	0.23	0.40	1.63	0.14	0.17	0.41	0.94	1.34	72.6	0	44
Cd	pm10	0.28	0.20	0.24	1.73	0.08	0.10	0.23	0.90	1.00	72.6	0	44
Cr	pm10	0.59	0.70	0.37	2.66	0.03	0.06	0.44	1.71	4.34	72.6	0	44
Cu	pm10	2.10	1.30	1.77	2.00	0.06	0.81	1.89	4.82	8.35	72.6	0	44
Ni	pm10	0.58	0.35	0.48	1.93	0.06	0.14	0.48	1.22	1.91	72.6	0	44
Pb	pm10	8.44	6.70	6.98	1.78	2.25	3.11	6.34	24.59	37.39	72.6	0	44
Zn	pm10	12.59	5.28	11.71	1.46	4.67	6.98	11.30	26.05	31.09	72.6	0	44

SK0007R Topolníky

January 2007 - December 2007

Component	matrix	Arit mean	Arit sd	Geom mean	Geom sd	Min	5%	50%	95%	Max	% anal	Num bel	Num sampl
As	pm10	0.82	0.63	0.63	2.18	0.09	0.13	0.65	1.72	3.84	83.8	0	50
Cd	pm10	0.28	0.22	0.22	2.06	0.05	0.06	0.20	0.72	1.09	83.8	0	50
Cr	pm10	1.02	0.75	0.78	2.17	0.10	0.18	0.86	2.78	3.65	83.8	0	50
Cu	pm10	4.09	1.92	3.73	1.56	1.38	1.84	3.51	9.10	9.41	83.8	0	50
Ni	pm10	1.14	0.81	0.95	1.83	0.33	0.37	1.00	3.21	4.05	82.2	0	49
Pb	pm10	11.03	9.20	8.46	2.09	1.97	2.30	8.24	30.89	49.63	83.8	0	50
Zn	pm10	19.33	9.68	17.28	1.64	6.37	7.32	16.38	41.78	46.64	83.8	0	50

Annex 3

Annual statistics for POPs in precipitation

BE0014R Koksijde

January 2007 - December 2007

Component	W. mean	Min	Max	Dep	% anal	Num bel	Num sampl
alpha_HCH	0.35	0.35	0.35	428.2	100.0	13	13
dieldrin	0.20	0.20	0.20	244.7	100.0	13	13
endrin	0.55	0.55	0.55	672.8	100.0	13	13
gamma_HCH	0.39	0.20	0.81	475.7	100.0	7	12
heptachlor	1.00	1.00	1.00	1223.3	100.0	13	13
pp_DDD	0.50	0.50	0.50	611.7	100.0	13	13
pp_DDE	0.70	0.70	0.70	856.3	100.0	13	13
pp_DDT	0.50	0.50	0.50	611.7	100.0	13	13

DE0001R Westerland

January 2007 - December 2007

Component	W. mean	Min	Max	Dep	% anal	Num bel	Num sampl
HCB	0.03	0.01	0.38	24.2	100.0	0	12
PCB_101	0.069	0.027	1.920	49.8	100.0	0	12
PCB_118	0.029	0.007	0.541	20.8	100.0	0	12
PCB_138	0.131	0.030	4.010	94.6	100.0	0	12
PCB_153	0.117	0.030	3.120	84.6	100.0	0	12
PCB_180	0.045	0.013	0.899	32.3	100.0	0	12
PCB_28	0.079	0.038	1.530	56.8	100.0	0	12
PCB_52	0.026	0.012	0.476	18.5	100.0	0	12
alpha_HCH	0.17	0.05	1.57	123.9	100.0	0	12
anthracene	0.39	0.12	6.29	282.1	100.0	0	12
benz_a_anthracene	1.10	0.42	4.07	792.2	100.0	0	12
dibenzo_ah_anthracene	0.27	0.10	2.70	194.1	100.0	0	12
dieldrin	0.06	0.03	0.52	46.1	100.0	0	12
endrin	0.01	0.00	0.20	9.3	100.0	0	12
fluoranthene	9.73	2.90	51.00	7034.3	100.0	0	12
heptachlor	0.01	0.00	0.12	4.3	100.0	0	12
inden_123cd_pyrene	1.30	0.38	7.25	938.4	100.0	0	12
op_DDD	0.01	0.00	0.36	6.7	100.0	0	12
op_DDE	0.01	0.00	0.14	3.8	100.0	0	12
op_DDT	0.01	0.00	0.24	7.0	100.0	0	12
phenanthrene	10.94	4.10	47.10	7905.7	100.0	0	12
pp_DDD	0.01	0.00	0.51	7.7	100.0	0	12
pp_DDE	0.02	0.01	0.46	11.5	100.0	0	12
pp_DDT	0.02	0.01	0.50	15.0	100.0	0	12
pyrene	5.78	1.40	27.80	4177.6	100.0	0	12

FI0096G Pallas (Sammaltunturi)

January 2007 - December 2007

precipitation + dry deposition

Component	W. mean	Min	Max	Dep	% anal	Num bel	Num sampl
PCB_101	0.111	0.050	0.210	9.3	23.0	0	12
PCB_118	0.080	0.040	0.150	6.7	23.0	0	12
PCB_138	0.149	0.080	0.280	12.5	23.0	0	12
PCB_153	0.144	0.070	0.260	12.1	23.0	0	12
PCB_180	0.070	0.040	0.120	5.9	23.0	0	12
PCB_28	0.005	0.005	0.005	0.4	23.0	12	12
PCB_52	0.126	0.100	0.160	10.6	23.0	0	12
anthracene	0.00	0.00	0.00	0.0	23.0	0	12
benz_a_anthracene	1.16	0.00	3.00	97.0	23.0	0	12
benzo_a_pyrene	1.155	0.000	3.000	97.0	23.0	0	12
benzo_b_fluoranthene	2.24	0.00	8.00	188.0	23.0	0	12
benzo_ghi_ptylene	1.17	0.00	4.00	98.0	23.0	1	12
benzo_k_fluoranthene	0.82	0.00	3.00	69.0	23.0	0	12
fluoranthene	6.38	1.00	18.00	536.0	23.0	0	12
gamma_HCH	0.11	0.02	0.64	9.2	23.0	0	12
inden_123cd_pyrene	1.32	0.00	6.00	111.0	23.0	1	12
phenanthrene	8.55	1.00	17.00	718.0	23.0	0	12
pyrene	6.14	1.00	14.00	516.0	23.0	0	12

IS0091R Storhofdi

January 2007 - December 2007

Component	W. mean	Min	Max	Dep	% anal	Num bel	Num sampl
HCB	0.01	0.00	0.15	6.9	97.2	2	24
PCB_101	0.007	0.002	0.330	6.2	97.2	20	24
PCB_105	0.01	0.00	0.10	4.3	97.2	18	24
PCB_118	0.008	0.001	0.100	7.0	97.2	15	24
PCB_138	0.015	0.001	0.490	12.7	97.2	7	24
PCB_153	0.010	0.001	0.340	8.8	97.2	9	24
PCB_156	0.00	0.00	0.10	3.2	97.2	21	24
PCB_180	0.006	0.001	0.100	5.4	95.8	16	23
PCB_28	0.026	0.003	0.483	22.4	97.2	23	24
PCB_31	0.021	0.002	0.400	17.8	97.2	23	24
PCB_52	0.008	0.002	0.150	6.8	97.2	24	24
alpha_HCH	0.10	0.06	0.35	86.7	97.2	0	24
beta_HCH	0.01	0.00	0.10	5.2	97.2	11	24
cis_CD	0.00	0.00	0.05	2.5	97.2	18	24
dieldrin	0.03	0.02	0.32	29.0	97.2	0	24
gamma_HCH	0.03	0.01	0.11	28.6	97.2	1	24
op_DDT	0.00	0.00	0.10	2.5	97.2	24	24
pp_DDD	0.00	0.00	0.10	2.8	97.2	22	24
pp_DDE	0.00	0.00	0.10	2.6	97.2	23	24
pp_DDT	0.01	0.00	0.10	4.0	97.2	22	24
trans_CD	0.00	0.00	0.05	2.2	97.2	20	24
trans_NO	0.00	0.00	0.16	2.8	97.2	14	24

NL0091R De Zilk

January 2007 - December 2007

Component	W. mean	Min	Max	Dep	% anal	Num bel	Num sampl
gamma_HCH	3.33	1.92	10.71	2735.5	100.0	0	14

NO0001R Birkenes

January 2007 - December 2007

Component	W. mean	Min	Max	Dep	% anal	Num bel	Num sampl
HCB	0.58	0.03	10.37	833.4	100.0	0	53
PCB_101	0.030	0.003	0.216	43.2	100.0	3	53
PCB_118	0.035	0.002	0.304	50.0	86.5	6	47
PCB_138	0.057	0.003	0.682	82.0	86.5	2	47
PCB_153	0.109	0.007	1.413	156.3	86.5	1	47
PCB_180	0.029	0.002	0.348	41.7	86.5	7	47
PCB_28	0.027	0.005	0.244	38.4	100.0	0	53
PCB_52	0.025	0.003	0.158	35.9	100.0	3	53
alpha_HCH	0.26	0.07	2.00	371.6	100.0	0	53
gamma_HCH	0.40	0.08	0.98	567.7	100.0	0	53
sum_PCB	1.33	0.04	76.35	1907.4	100.0	0	53

SE0014R Råö

January 2007 - December 2007

precipitation + dry deposition

Component	W. mean	Min	Max	Dep	% anal	Num bel	Num sampl
PCB_101	0.092	0.040	0.150	33.4	99.7	0	12
PCB_118	0.087	0.040	0.150	31.6	99.7	0	12
PCB_138	0.304	0.100	0.500	110.7	99.7	0	12
PCB_153	0.298	0.090	0.530	108.5	99.7	0	12
PCB_180	0.194	0.070	0.320	70.8	99.7	0	12
PCB_28	0.005	0.005	0.005	1.8	99.7	12	12
PCB_52	0.031	0.005	0.050	11.2	99.7	2	12
alpha_HCH	0.14	0.01	0.35	49.4	99.7	0	12
anthracene	0.58	0.00	2.00	211.0	99.7	0	12
benz_a_anthracene	3.35	1.00	13.00	1222.0	99.7	0	12
benzo_a_pyrene	4.344	1.000	16.000	1585.0	99.7	0	12
benzo_b_fluoranthene	7.66	1.00	29.00	2801.0	99.7	0	12
benzo_ghi_perylene	0.73	0.00	4.00	267.0	99.7	0	12
benzo_k_fluoranthene	3.00	1.00	10.00	1096.0	99.7	0	12
fluoranthene	18.76	4.00	61.00	6856.0	99.7	0	12
gamma_HCH	0.28	0.01	0.71	103.1	99.7	0	12
inden_123cd_pyrene	4.19	1.00	15.00	1529.0	99.7	0	12
phenanthrene	14.94	4.00	44.00	5458.0	99.7	0	12
pyrene	11.99	3.00	37.00	4380.0	99.7	0	12

Annex 4

Annual statistics for POPs in air

DE0001R Westerland

January 2007 - December 2007

Component	Arit mean	Arit sd	Geom mean	Geom sd	Min	5%	50%	95%	Max	% anal	Num bel	Num sampl
anthracene	0.19	0.32	0.10	2.66	0.03	0.03	0.09	1.19	1.19	96.7	0	12
benz_a_anthracene	0.10	0.15	0.04	3.80	0.01	0.01	0.04	0.51	0.51	96.7	0	12
benzo_a_pyrene	0.093	0.133	0.040	3.748	0.010	0.010	0.025	0.430	0.430	96.7	0	12
benzo_bjk_fluoranthenes	0.42	0.57	0.19	3.67	0.03	0.03	0.17	1.77	1.77	96.7	0	12
benzo_ghi_perylene	0.15	0.18	0.08	3.13	0.02	0.02	0.07	0.57	0.57	96.7	0	12
chrysene_triphenylene	0.24	0.31	0.13	3.09	0.03	0.03	0.12	1.02	1.02	96.7	0	12
dibenzo_ah_anthracene	0.03	0.04	0.03	2.69	0.00	0.00	0.01	0.13	0.13	96.7	0	12
fluoranthene	0.94	0.74	0.74	2.02	0.27	0.27	0.71	2.89	2.89	96.7	0	12
inden_123cd_pyrene	0.17	0.21	0.09	3.17	0.02	0.02	0.07	0.62	0.62	96.7	0	12
phenanthrene	2.64	1.33	2.34	1.70	0.97	0.97	2.46	5.29	5.29	96.7	0	12
pyrene	0.56	0.58	0.39	2.37	0.12	0.12	0.38	2.13	2.13	96.7	0	12

DE0009R Zingst

January 2007 - December 2007

Component	Arit mean	Arit sd	Geom mean	Geom sd	Min	5%	50%	95%	Max	% anal	Num bel	Num sampl
anthracene	0.09	0.10	0.06	2.63	0.01	0.01	0.06	0.32	0.32	96.7	0	12
benzo_a_pyrene	0.155	0.215	0.063	4.245	0.010	0.010	0.050	0.590	0.590	96.7	0	12
benzo_bjk_fluoranthenes	0.59	0.73	0.27	4.00	0.04	0.04	0.23	1.95	1.95	96.7	0	12
benzo_ghi_perylene	0.24	0.30	0.12	3.67	0.02	0.02	0.10	0.91	0.91	96.7	0	12
chrysene_triphenylene	0.26	0.29	0.15	3.19	0.03	0.03	0.14	0.89	0.89	96.7	0	12
dibenzo_ah_anthracene	0.04	0.05	0.04	2.87	0.00	0.00	0.01	0.13	0.13	96.7	0	12
fluoranthene	0.75	0.72	0.54	2.29	0.19	0.19	0.40	2.44	2.44	96.7	0	12

EE0009R Lahemaa

January 2007 - December 2007

Component	Arit mean	Arit sd	Geom mean	Geom sd	Min	5%	50%	95%	Max	% anal	Num bel	Num sampl
benzo_a_pyrene	0.096	0.133	0.046	4.220	0.000	0.003	0.040	0.500	0.600	99.7	0	53

ES0008R Niembro

January 2007 - December 2007

Component	Arit mean	Arit sd	Geom mean	Geom sd	Min	5%	50%	95%	Max	% anal	Num bel	Num sampl
acenaphthene	0.06	0.01	0.06	1.37	0.01	0.06	0.06	0.06	0.06	14.0	0	51
acenaphthylene	0.03	0.00	0.03	1.07	0.02	0.02	0.02	0.03	0.03	14.0	0	51
anthracene	0.01	0.00	0.01	1.55	0.00	0.00	0.01	0.01	0.01	1.6	42	6
benzo_a_pyrene	0.021	0.007	0.020	1.285	0.017	0.017	0.019	0.037	0.057	14.0	0	51
benzo_b_fluoranthene	19.25	138.67	0.03	4.43	0.01	0.02	0.02	0.04	999.99	14.2	0	52
benzo_ghi_perylene	0.03	0.03	0.03	1.45	0.02	0.02	0.02	0.04	0.26	14.0	0	51
benzo_k_fluoranthene	0.01	0.01	0.01	1.44	0.01	0.01	0.01	0.03	0.04	14.0	0	51
chrysene	0.02	0.01	0.02	1.22	0.01	0.01	0.01	0.02	0.04	14.0	0	51
dibenzo_ah_anthracene	0.03	0.00	0.03	1.03	0.03	0.03	0.03	0.03	0.04	14.0	0	51
fluorene	0.01	0.00	0.01	1.53	0.01	0.01	0.01	0.01	0.01	13.2	29	48
inden_123cd_pyrene	0.03	0.00	0.03	1.09	0.03	0.03	0.03	0.04	0.04	14.0	0	51
phenanthrene	0.01	0.00	0.01	1.26	0.01	0.01	0.01	0.01	0.01	14.0	0	51
pyrene	0.01	0.01	0.01	1.45	0.01	0.01	0.01	0.01	0.04	14.0	0	51

FI0096G Pallas (Sammaltunturi)

January 2007 - December 2007

Component	Arit mean	Arit sd	Geom mean	Geom sd	Min	5%	50%	95%	Max	% anal	Num bel	Num sampl
PCB_101	0.883	0.390	0.813	1.514	0.424	0.424	0.742	1.651	1.651	23.0	0	12
PCB_118	0.288	0.122	0.262	1.559	0.141	0.141	0.272	0.510	0.510	23.0	0	12
PCB_138	0.250	0.112	0.230	1.511	0.121	0.121	0.227	0.525	0.525	23.0	0	12
PCB_153	0.303	0.115	0.284	1.442	0.150	0.150	0.292	0.566	0.566	23.0	0	12
PCB_180	0.068	0.054	0.056	1.879	0.024	0.024	0.056	0.221	0.221	23.0	0	12
PCB_28	1.622	0.712	1.493	1.567	0.802	0.802	1.506	2.834	2.834	23.0	0	12
PCB_52	1.624	0.675	1.513	1.499	0.865	0.865	1.522	2.915	2.915	23.0	0	12
alpha_HCH	7.75	1.77	7.57	1.26	5.00	5.00	7.50	11.00	11.00	23.0	0	12
anthracene	0.00	0.00	0.00	1.77	0.00	0.00	0.00	0.01	0.01	23.0	0	12
benz_a_anthracene	0.01	0.01	0.01	2.32	0.00	0.00	0.00	0.03	0.03	23.0	0	12
benzo_a_pyrene	0.016	0.028	0.006	4.137	0.001	0.001	0.006	0.096	0.096	20.8	0	11
benzo_b_fluoranthene	0.02	0.02	0.01	3.44	0.00	0.00	0.01	0.06	0.06	23.0	0	12
benzo_ghi_perylene	0.01	0.01	0.01	3.51	0.00	0.00	0.00	0.04	0.04	23.0	1	12
benzo_k_fluoranthene	0.01	0.01	0.00	3.36	0.00	0.00	0.00	0.03	0.03	23.0	0	12
chrysene_triphenylene	0.02	0.02	0.01	3.00	0.00	0.00	0.01	0.07	0.07	20.8	0	11
fluoranthene	0.10	0.10	0.07	2.29	0.02	0.02	0.07	0.31	0.31	23.0	0	12
gamma_HCH	1.82	0.72	1.70	1.52	1.00	1.00	2.00	3.00	3.00	23.0	0	12
inden_123cd_pyrene	0.01	0.02	0.00	4.33	0.00	0.00	0.00	0.06	0.06	23.0	2	12
phenanthrene	0.32	0.28	0.25	2.05	0.08	0.08	0.23	1.00	1.00	23.0	0	12
pp_DDD	0.07	0.05	0.06	2.25	0.01	0.01	0.06	0.16	0.16	23.0	2	12
pp_DDE	0.67	0.65	0.44	2.64	0.12	0.12	0.42	2.26	2.26	23.0	0	12
pp_DDT	0.19	0.10	0.17	1.60	0.09	0.09	0.16	0.39	0.39	23.0	0	12
pyrene	0.06	0.04	0.04	1.99	0.02	0.02	0.04	0.15	0.15	23.0	0	12

GB0014R High Muffles

January 2007 - December 2007

Component	Arit mean	Arit sd	Geom mean	Geom sd	Min	5%	50%	95%	Max	% anal	Num bel	Num sampl
PCB_101	0.746	0.746	0.467	3.639	0.120	0.120	0.540	1.570	1.570	74.7	0	3
PCB_118	0.308	0.291	0.139	6.574	0.010	0.010	0.285	0.650	0.650	99.9	1	4
PCB_138	0.426	0.343	0.311	2.636	0.100	0.100	0.375	0.850	0.850	99.9	0	4
PCB_153	1.203	0.810	0.955	2.332	0.310	0.310	1.150	2.190	2.190	99.9	0	4
PCB_180	0.133	0.085	0.111	2.035	0.060	0.060	0.125	0.220	0.220	99.9	0	4
PCB_28	4.490	3.474	1.163	24.273	0.010	0.010	5.330	7.310	7.310	99.9	1	4
PCB_52	0.914	0.742	0.349	10.957	0.010	0.010	0.920	1.800	1.800	99.9	1	4
anthracene	0.23	0.15	0.18	2.56	0.05	0.05	0.23	0.42	0.42	99.9	0	4
benz_a_anthracene	0.05	0.05	0.04	2.89	0.01	0.01	0.04	0.13	0.13	99.9	1	4
benzo_a_pyrene	0.047	0.044	0.034	2.571	0.014	0.014	0.032	0.110	0.110	99.9	1	4
benzo_ghi_perylene	0.06	0.06	0.04	2.27	0.03	0.03	0.03	0.15	0.15	99.9	2	4
chrysene	0.13	0.09	0.10	2.07	0.06	0.06	0.10	0.25	0.25	99.9	0	4
fluoranthene	0.84	0.31	0.81	1.40	0.62	0.62	0.72	1.30	1.30	99.9	0	4
inden_123cd_pyrene	0.07	0.08	0.04	3.04	0.01	0.01	0.04	0.19	0.19	99.9	1	4
phenanthrene	5.23	2.98	4.68	1.70	2.70	2.70	4.35	9.50	9.50	99.9	0	4
pyrene	0.84	0.42	0.76	1.71	0.44	0.44	0.86	1.20	1.20	99.9	0	4

IS0091R Storhofdi

January 2007 - December 2007

Component	Arit mean	Arit sd	Geom mean	Geom sd	Min	5%	50%	95%	Max	% anal	Num bel	Num sampl
HCB	5.70	2.23	5.57	1.38	3.29	3.30	5.40	12.29	13.11	98.7	0	24
PCB_101	1.053	0.366	0.989	1.458	0.460	0.490	1.075	1.790	1.850	98.7	0	24
PCB_105	0.11	0.02	0.11	1.18	0.08	0.08	0.10	0.14	0.14	98.7	24	24
PCB_118	0.188	0.111	0.160	1.749	0.080	0.080	0.125	0.405	0.410	98.7	15	24
PCB_138	0.211	0.135	0.177	1.861	0.080	0.082	0.135	0.468	0.490	98.7	13	24
PCB_153	0.210	0.120	0.180	1.836	0.080	0.080	0.188	0.420	0.430	98.7	12	24
PCB_156	0.11	0.02	0.11	1.18	0.08	0.08	0.10	0.14	0.14	98.7	24	24
PCB_180	0.126	0.056	0.119	1.409	0.080	0.080	0.110	0.295	0.310	98.7	21	24
PCB_28	2.142	0.885	2.006	1.454	1.155	1.160	1.905	4.490	4.760	98.7	11	24
PCB_31	2.058	1.355	1.787	1.654	0.955	0.960	1.560	6.222	6.720	98.7	11	24
PCB_52	1.993	0.606	1.912	1.333	1.150	1.195	2.020	3.615	3.790	98.7	0	24
alpha_HCH	6.55	1.27	6.50	1.21	4.64	4.75	6.49	9.46	9.85	98.7	0	24
beta_HCH	0.38	0.27	0.28	2.34	0.08	0.08	0.34	0.92	0.95	98.7	8	24
cis_CD	0.39	0.07	0.38	1.27	0.14	0.17	0.40	0.46	0.46	98.7	1	24
dieldrin	0.83	0.18	0.80	1.26	0.42	0.46	0.81	1.22	1.27	98.7	0	24
gamma_HCH	3.20	1.11	3.02	1.38	1.96	1.98	2.98	5.84	5.95	98.7	0	24
op_DDT	0.12	0.07	0.11	1.38	0.08	0.08	0.10	0.36	0.43	98.7	23	24
pp_DDD	0.11	0.02	0.11	1.18	0.08	0.08	0.10	0.14	0.14	98.7	24	24
pp_DDE	0.12	0.05	0.12	1.35	0.08	0.08	0.11	0.27	0.28	98.7	22	24
pp_DDT	0.11	0.02	0.11	1.18	0.08	0.08	0.10	0.14	0.14	98.7	24	24
trans_CD	0.31	0.20	0.24	2.19	0.08	0.08	0.31	0.63	0.66	98.7	10	24
trans_NO	0.37	0.06	0.36	1.18	0.29	0.29	0.35	0.50	0.50	98.7	0	24

NO0001R Birkenes

January 2007 - December 2007

Component	Arit mean	Arit sd	Geom mean	Geom sd	Min	5%	50%	95%	Max	% anal	Num bel	Num sampl
HCB	64.09	11.64	63.01	1.20	33.66	44.32	63.05	88.62	97.82	13.3	0	49
PCB_101	0.746	0.481	0.626	1.774	0.199	0.290	0.568	1.846	2.205	13.3	0	49
PCB_118	0.279	0.232	0.208	2.216	0.016	0.065	0.178	0.809	1.133	11.7	1	43
PCB_138	0.371	0.268	0.289	2.026	0.074	0.098	0.257	0.939	1.082	11.7	0	43
PCB_153	0.625	0.453	0.490	2.014	0.132	0.157	0.442	1.529	2.152	11.7	0	43
PCB_180	0.157	0.118	0.121	2.036	0.031	0.038	0.107	0.390	0.560	11.7	0	43
PCB_28	1.341	0.701	1.196	1.576	0.567	0.686	1.073	2.812	3.578	13.3	0	49
PCB_52	1.274	0.676	1.130	1.600	0.596	0.627	1.021	2.875	3.083	13.3	0	49
PCB_99	0.34	0.27	0.26	2.06	0.05	0.09	0.24	0.92	1.19	15.1	0	55
alpha_HCH	8.43	3.73	7.65	1.56	1.94	4.29	7.36	14.85	22.03	12.8	0	47
gamma_HCH	4.35	3.03	3.56	1.83	1.34	1.54	3.12	11.96	13.29	12.8	0	47
sum_PCB	6.50	6.46	4.96	1.95	1.89	2.30	3.94	17.24	41.19	13.3	0	49

NO0042G Spitsbergen, Zeppelinfjell

January 2007 - December 2007

Component	Arit mean	Arit sd	Geom mean	Geom sd	Min	5%	50%	95%	Max	% anal	Num bel	Num sampl
HCB	67.40	7.69	66.94	1.13	44.55	49.05	68.31	77.39	78.73	21.8	0	40
N1methylnaphtalene	0.18	0.29	0.08	3.64	0.01	0.01	0.09	1.03	1.30	28.6	0	52
N1methylphenanthrene	0.01	0.00	0.01	1.85	0.00	0.00	0.01	0.02	0.02	28.6	0	52
N2methylanthracene	0.00	0.00	0.00	1.70	0.00	0.00	0.00	0.00	0.01	28.6	34	52
N2methylnaphtalene	0.28	0.42	0.14	3.33	0.02	0.03	0.14	1.45	2.13	28.6	0	52
N2methylphenanthrene	0.01	0.01	0.01	1.79	0.00	0.00	0.01	0.03	0.03	28.6	0	52
N3methylphenanthrene	0.01	0.01	0.01	1.80	0.00	0.00	0.01	0.02	0.02	28.6	0	52
N9methylphenanthrene	0.01	0.00	0.01	1.73	0.00	0.00	0.01	0.01	0.02	28.6	0	52
PCB_101	0.500	0.254	0.458	1.497	0.207	0.252	0.455	0.882	1.727	22.9	0	42
PCB_105	0.12	0.19	0.07	2.66	0.01	0.02	0.05	0.79	0.82	22.9	2	42
PCB_114	0.04	0.12	0.01	3.28	0.01	0.01	0.01	0.42	0.62	24.0	22	44
PCB_118	0.393	0.601	0.226	2.513	0.052	0.063	0.177	2.302	2.826	22.9	0	42
PCB_122	0.01	0.03	0.01	2.30	0.01	0.01	0.01	0.08	0.20	22.9	43	42
PCB_123	0.01	0.02	0.01	2.11	0.01	0.01	0.01	0.06	0.11	22.9	38	42
PCB_128	0.07	0.12	0.04	2.66	0.01	0.01	0.03	0.45	0.51	22.9	1	42
PCB_138	0.354	0.512	0.217	2.417	0.055	0.058	0.164	1.924	2.735	22.9	0	42
PCB_141	0.05	0.08	0.04	2.24	0.01	0.01	0.03	0.27	0.46	22.9	2	42
PCB_149	0.323	0.316	0.254	1.833	0.106	0.126	0.219	1.347	1.487	22.9	0	42
PCB_153	0.648	0.931	0.377	2.574	0.077	0.103	0.287	3.791	4.439	22.9	0	42
PCB_156	0.03	0.05	0.01	3.07	0.01	0.01	0.01	0.15	0.26	22.9	17	42
PCB_157	0.01	0.03	0.01	2.18	0.01	0.01	0.01	0.04	0.17	22.9	34	42
PCB_167	0.02	0.03	0.01	2.70	0.01	0.01	0.01	0.09	0.16	22.9	27	42
PCB_170	0.05	0.07	0.03	2.97	0.01	0.01	0.02	0.24	0.27	22.9	7	42
PCB_18	5.224	4.190	4.106	1.965	1.432	1.666	3.639	14.098	20.960	22.9	0	42
PCB_180	0.149	0.249	0.074	2.945	0.005	0.020	0.054	0.986	1.168	22.9	1	42
PCB_183	0.06	0.10	0.03	2.90	0.01	0.01	0.02	0.37	0.39	22.9	1	42
PCB_187	0.14	0.25	0.07	2.97	0.01	0.02	0.05	0.85	1.02	22.9	1	42
PCB_189	0.01	0.00	0.01	1.40	0.01	0.01	0.01	0.01	0.03	22.9	43	42
PCB_194	0.01	0.01	0.01	2.30	0.01	0.01	0.01	0.05	0.07	22.9	35	42
PCB_206	0.01	0.01	0.01	1.71	0.01	0.01	0.01	0.02	0.03	22.9	37	42
PCB_209	0.01	0.01	0.01	1.70	0.01	0.01	0.01	0.02	0.04	22.9	39	42
PCB_28	2.953	1.959	2.531	1.700	1.118	1.207	2.345	8.473	9.940	22.9	0	42
PCB_31	2.794	1.905	2.370	1.732	1.042	1.073	2.163	8.222	9.422	22.9	0	42
PCB_33	2.40	1.91	1.94	1.86	0.78	0.82	1.71	7.02	9.75	22.9	0	42
PCB_37	0.33	0.26	0.27	1.77	0.10	0.13	0.25	0.85	1.55	22.9	0	42
PCB_47	0.56	0.25	0.51	1.51	0.25	0.27	0.49	1.16	1.43	22.9	0	42
PCB_52	1.200	0.478	1.122	1.444	0.565	0.603	1.079	2.224	2.753	22.9	0	42
PCB_66	0.45	0.53	0.34	1.87	0.11	0.15	0.31	1.64	3.30	22.9	0	42
PCB_74	0.22	0.10	0.20	1.49	0.09	0.10	0.20	0.49	0.54	22.9	0	42
PCB_99	0.26	0.21	0.22	1.72	0.07	0.09	0.21	0.49	1.45	22.9	0	42
acenaphthene	0.01	0.01	0.00	2.72	0.00	0.00	0.00	0.03	0.10	28.6	0	52
acenaphthylene	0.00	0.00	0.00	2.02	0.00	0.00	0.00	0.01	0.02	28.6	7	52
alpha_HCH	9.52	2.65	9.12	1.41	1.55	6.16	9.51	15.05	17.66	28.3	0	52
anthanthrene	0.00	0.00	0.00	1.85	0.00	0.00	0.00	0.00	0.01	28.6	41	52
anthracene	0.00	0.01	0.00	2.73	0.00	0.00	0.00	0.02	0.07	28.6	8	52
benz_a_anthracene	0.00	0.01	0.00	3.46	0.00	0.00	0.00	0.03	0.05	28.6	27	52
benzo_a_fluoranthene	0.00	0.00	0.00	2.29	0.00	0.00	0.00	0.01	0.01	28.6	40	52
benzo_a_fluorene	0.00	0.01	0.00	3.24	0.00	0.00	0.00	0.02	0.02	28.6	25	52
benzo_a_pyrene	0.003	0.008	0.001	3.441	0.001	0.001	0.001	0.032	0.035	28.6	39	52
benzo_b_fluorene	0.00	0.00	0.00	2.58	0.00	0.00	0.00	0.01	0.02	28.6	24	52
benzo_bjk_fluoranthenes	0.02	0.04	0.00	4.79	0.00	0.00	0.00	0.15	0.18	28.6	3	52
benzo_e_pyrene	0.01	0.02	0.00	4.29	0.00	0.00	0.00	0.06	0.07	28.6	22	52
benzo_ghi_fluoranthene	0.00	0.01	0.00	3.49	0.00	0.00	0.00	0.03	0.04	28.6	18	52
benzo_ghi_ptylene	0.01	0.01	0.00	4.08	0.00	0.00	0.00	0.04	0.06	28.6	28	52
biphenyl	0.64	0.94	0.21	5.30	0.02	0.02	0.25	3.03	3.95	28.6	0	52
chrysene	0.01	0.03	0.00	4.28	0.00	0.00	0.00	0.10	0.15	28.6	2	52
cis_CD	0.55	0.20	0.48	2.29	0.00	0.20	0.55	0.94	1.03	28.0	6	51
cis_NO	0.10	0.15	0.06	2.81	0.01	0.01	0.07	0.52	0.81	28.0	5	51
coronene	0.00	0.01	0.00	2.88	0.00	0.00	0.00	0.02	0.03	28.6	37	52
cyclopenta_cd_pyrene	0.00	0.00	0.00	2.34	0.00	0.00	0.00	0.01	0.01	28.6	24	52
dibenzo_ac_ah_anthracenes	0.00	0.00	0.00	1.84	0.00	0.00	0.00	0.00	0.00	28.6	36	52
dibenzo_ae_pyrene	0.00	0.00	0.00	1.65	0.00	0.00	0.00	0.00	0.01	28.6	40	52
dibenzo_ah_pyrene	0.02	0.14	0.00	2.88	0.00	0.00	0.00	0.00	1.00	28.6	51	52
dibenzo_ai_pyrene	0.00	0.00	0.00	1.14	0.00	0.00	0.00	0.00	0.00	28.6	51	52
dibenzofuran	0.63	0.91	0.24	4.46	0.03	0.03	0.31	2.57	4.69	28.6	0	52
dibenzothiophene	0.01	0.01	0.01	2.91	0.00	0.00	0.00	0.04	0.06	28.6	1	52
fluoranthene	0.04	0.07	0.01	3.13	0.00	0.01	0.01	0.25	0.37	28.6	0	52
fluorene	0.23	0.41	0.09	4.07	0.02	0.02	0.06	1.13	2.22	28.6	0	52
gamma_HCH	1.58	0.49	1.50	1.39	0.37	0.98	1.50	2.73	3.16	28.3	0	52
inden_123cd_pyrene	0.01	0.01	0.00	3.96	0.00	0.00	0.00	0.04	0.05	28.6	31	52
op_DDD	0.10	0.42	0.03	3.44	0.01	0.01	0.02	0.33	2.90	26.3	8	48
op_DDE	0.08	0.07	0.05	2.75	0.01	0.01	0.05	0.20	0.28	26.3	2	48
op_DDT	0.20	0.13	0.16	1.97	0.04	0.06	0.17	0.45	0.60	26.3	1	48
perylene	0.00	0.00	0.00	2.17	0.00	0.00	0.00	0.01	0.01	28.6	35	52
phenanthrene	0.08	0.10	0.05	2.19	0.02	0.02	0.04	0.28	0.62	28.6	0	52
pp_DDD	0.19	0.66	0.05	3.60	0.01	0.01	0.04	1.07	4.33	26.3	4	48
pp_DDE	1.38	1.89	0.74	3.21	0.08	0.10	0.83	5.76	10.95	26.3	0	48
pp_DDT	0.12	0.13	0.09	2.37	0.02	0.02	0.09	0.38	0.73	26.1	3	48
pyrene	0.02	0.04	0.01	2.75	0.00	0.00	0.01	0.16	0.20	28.6	0	52
retene	0.01	0.01	0.01	2.27	0.00	0.00	0.00	0.03	0.04	28.6	0	52
sum_DDT	3.17	4.85	1.53	3.26	0.20	0.25	1.47	16.50	22.24	28.3	0	52
sum_PCB	30.89	17.00	27.31	1.63	12.11	12.62	24.94	70.18	81.31	22.9	0	42
sum_heptachlor_PCB	1.57	5.32	0.34	4.13	0.00	0.07	0.18	10.24	36.16	27.7	0	52
sum_hexachlor_PCB	4.32	10.00	1.86	2.98	0.25	0.59	1.38	25.24	65.02	27.7	0	52
sum_pentachlor_PCB	3.74	7.84	2.06	2.32	0.35	0.82	1.65	16.36	51.91	27.7	0	52
sum_tetrachlor_PCB	5.90	2.91	5.28	1.59	2.33	2.51	5.00	12.75	15.37	27.7	0	52
sum_trichlor_PCB	23.00	18.10	18.14	1.95	4.56	7.53	16.57	67.07	85.02	27.7	0	52
trans_CD	0.21	0.13	0.17	2.16	0.01	0.04	0.21	0.44	0.58	28.0	4	51
trans_NO	0.50	0.23	0.46	1.55	0.08	0.27	0.46	0.90	1.59	26.9	0	49

SE0014R Rc+

January 2007 - December 2007

Component	Arit mean	Arit sd	Geom mean	Geom sd	Min	5%	50%	95%	Max	% anal	Num bel	Num sampl
PCB_101	1.713	0.994	1.492	1.679	0.657	0.666	1.307	4.278	4.354	99.7	0	26
PCB_118	0.627	0.369	0.541	1.712	0.218	0.229	0.492	1.533	1.552	99.7	0	26
PCB_138	1.239	0.849	1.024	1.830	0.405	0.416	0.823	3.299	3.351	99.7	0	26
PCB_153	1.509	1.032	1.253	1.815	0.536	0.537	1.021	4.080	4.088	99.7	0	26
PCB_180	0.514	0.405	0.402	1.981	0.156	0.156	0.309	1.447	1.465	99.7	0	26
PCB_28	1.311	0.369	1.258	1.338	0.730	0.731	1.309	2.089	2.125	99.7	0	26
PCB_52	1.589	0.612	1.489	1.436	0.759	0.776	1.485	3.186	3.554	99.7	0	26
alpha_HCH	5.58	2.19	5.15	1.53	2.00	2.00	5.00	10.65	11.00	99.7	0	26
anthracene	0.01	0.02	0.01	2.67	0.00	0.00	0.01	0.07	0.08	99.7	0	26
benz_a_anthracene	0.04	0.06	0.02	3.22	0.00	0.00	0.02	0.23	0.29	99.7	0	26
benzo_a_pyrene	0.046	0.060	0.022	3.670	0.003	0.003	0.025	0.229	0.294	99.7	0	26
benzo_b_fluoranthene	0.09	0.11	0.05	3.22	0.01	0.01	0.05	0.40	0.51	99.7	0	26
benzo_ghi_perylene	0.05	0.06	0.03	3.89	0.00	0.00	0.03	0.23	0.29	99.7	0	26
benzo_k_fluoranthene	0.04	0.05	0.02	3.54	0.00	0.00	0.02	0.18	0.23	99.7	0	26
chrysene_triphenylene	0.09	0.11	0.06	2.78	0.01	0.01	0.06	0.42	0.53	99.7	0	26
fluoranthene	0.36	0.39	0.24	2.44	0.06	0.06	0.23	1.51	1.92	99.7	0	26
gamma_HCH	3.88	2.25	3.80	1.58	0.00	0.00	3.00	8.65	9.00	99.7	0	26
inden_123cd_pyrene	0.06	0.08	0.03	3.75	0.00	0.00	0.02	0.29	0.36	99.7	0	26
phenanthrene	0.98	0.80	0.76	2.04	0.27	0.28	0.77	3.27	3.97	99.7	0	26
pp_DDD	0.07	0.12	0.05	2.34	0.00	0.00	0.06	0.47	0.62	99.7	0	26
pp_DDE	1.78	0.89	1.60	1.61	0.54	0.69	1.58	3.92	4.30	99.7	0	26
pp_DDT	0.69	0.34	0.60	1.75	0.20	0.20	0.68	1.37	1.44	99.7	0	26
pyrene	0.23	0.24	0.15	2.48	0.04	0.04	0.17	0.93	1.17	99.7	0	26

Annex 5

Monthly and annual mean values for heavy metals in precipitation

Site	Comp	Jan	Feb	Mar	Apr	May	Jun	Jul	Aug	Sep	Oct	Nov	Dec	Annual
FI0008R	aluminium	1.2	4.0	16.2	4.8	6.8	5.9	2.7	2.5	4.1	1.0	1.8	4.0	3.5
FI0017R	aluminium	80.6	174.0	76.7	54.7	101.7	38.5	27.2	46.8	9.0	15.7	71.9	44.7	48.8
FI0022R	aluminium	2.3	11.5	4.0	9.5	8.0	7.1	5.2	6.8	1.6	4.1	3.0	1.3	4.9
FI0036R	aluminium	1.1	2.2	27.8	2.8	5.3	3.7	2.5	3.0	4.1	1.4	3.2	2.5	3.3
FI0053R	aluminium	5.7	64.9	14.9	21.3	12.5	33.1	12.5	11.3	3.2	7.0	17.9	5.9	12.4
FI0092R	aluminium	2.6	5.1	11.7	11.7	23.0	6.3	4.5	12.4	2.9	24.6	8.1	2.2	8.9
FI0093R	aluminium	4.6	14.4	36.5	23.1	25.7	10.2	2.8	21.9	4.0	7.1	8.9	3.2	10.4
IE0001R	aluminium	-	5.0	5.0	17.6	5.0	16.1	5.0	22.4	5.0	5.0	5.0	5.0	8.4
IS0090R	aluminium	188.8	366.2	295.0	236.5	523.7	603.4	431.2	86.6	45.3	52.3	208.8	112.4	179.2
DE0001R	antimony	0.05	0.17	0.07	0.04	0.09	0.12	0.07	0.05	0.06	0.08	0.05	0.06	0.08
DE0002R	antimony	0.05	0.08	0.12	-	0.09	0.09	0.08	0.07	0.08	0.10	0.09	0.06	0.08
DE0003R	antimony	0.08	0.05	0.07	0.43	0.08	0.07	0.06	0.06	0.07	0.10	0.23	0.03	0.08
DE0007R	antimony	0.05	0.12	0.10	-	0.08	0.08	0.04	0.07	0.05	0.16	0.10	0.05	0.07
DE0008R	antimony	0.13	0.12	0.12	0.21	0.08	0.08	0.07	0.10	0.10	0.12	0.09	0.10	0.10
DE0009R	antimony	0.04	0.13	0.14	-	0.08	0.05	0.05	0.07	0.07	0.14	0.07	0.03	0.07
BE0014R	arsenic	0.26	0.27	0.27	0.27	0.27	0.27	0.27	0.27	0.27	0.27	0.67	0.27	0.29
DE0001R	arsenic	0.14	0.15	0.10	0.13	0.18	0.08	0.06	0.09	0.09	0.09	0.13	0.07	0.10
DE0002R	arsenic	0.05	0.10	0.12	-	0.08	0.07	0.08	0.06	0.07	0.09	0.07	0.05	0.08
DE0003R	arsenic	0.06	0.05	0.05	0.31	0.06	0.05	0.04	0.04	0.05	0.08	0.13	0.03	0.06
DE0007R	arsenic	0.07	0.25	0.12	-	0.08	0.08	0.04	0.08	0.06	0.10	0.07	0.03	0.08
DE0008R	arsenic	0.08	0.07	0.10	0.29	0.08	0.11	0.04	0.18	0.17	0.16	0.08	0.07	0.10
DE0009R	arsenic	0.05	0.19	0.23	-	0.10	0.06	0.04	0.07	0.06	0.12	0.08	0.03	0.08
DK0008R	arsenic	0.10	0.30	0.19	0.38	0.20	0.13	0.06	0.17	0.09	0.11	0.12	0.08	0.12
DK0020R	arsenic	0.06	0.20	0.14	0.28	0.28	0.11	0.09	0.06	0.06	0.06	0.03	0.03	0.10
DK0022R	arsenic	0.03	0.18	0.07	0.46	0.21	0.08	0.04	0.13	0.09	0.11	0.10	0.06	0.09
DK0031R	arsenic	0.04	0.11	0.06	0.44	0.15	0.05	0.02	0.04	0.04	0.07	0.09	0.06	0.07
EE0009R	arsenic	0.50	0.50	0.50	0.50	0.50	0.50	0.50	0.50	0.50	0.50	0.50	0.50	0.50
ES0008R	arsenic	0.26	0.09	0.14	0.10	0.15	0.20	0.12	0.13	0.15	0.23	0.05	0.46	0.16
ES0009R	arsenic	0.80	0.07	0.05	0.16	0.12	0.12	0.24	0.15	0.22	0.11	0.10	0.17	0.13
FI0008R	arsenic	0.03	0.11	0.17	0.02	0.11	0.07	0.12	0.00	0.04	0.00	0.01	0.00	0.05
FI0017R	arsenic	0.16	0.36	0.35	0.11	0.25	0.08	0.05	0.10	0.06	0.17	0.29	0.24	0.14
FI0022R	arsenic	0.04	0.13	0.18	0.11	0.05	0.06	0.06	0.52	0.01	0.06	0.03	0.00	0.12
FI0036R	arsenic	0.04	0.09	0.17	0.01	0.03	0.03	0.06	0.00	0.01	0.00	0.00	0.00	0.03
FI0053R	arsenic	0.09	0.43	0.12	0.05	0.04	0.05	0.03	0.01	0.00	0.08	0.05	0.00	0.04
FI0092R	arsenic	0.06	0.06	0.13	0.03	0.05	0.02	0.04	0.01	0.03	0.20	0.05	0.02	0.05
FI0093R	arsenic	0.06	0.19	0.17	0.08	0.10	0.04	0.03	0.08	0.02	0.16	0.09	0.08	0.07
FR0013R	arsenic	0.03	0.03	0.04	0.10	0.03	0.04	0.03	0.05	0.08	0.03	0.02	0.03	0.04
FR0090R	arsenic	0.15	0.05	0.11	0.33	0.08	0.03	0.05	0.05	0.08	0.10	0.06	0.27	0.10

Site	Comp	Jan	Feb	Mar	Apr	May	Jun	Jul	Aug	Sep	Oct	Nov	Dec	Annual
GB0006R	arsenic	0.19	0.23	0.21	0.19	0.14	0.21	0.15	0.14	0.26	0.21	0.13	0.14	0.18
GB0013R	arsenic	0.06	0.06	0.06	0.27	0.07	0.05	0.05	0.04	0.23	0.14	0.06	0.07	0.06
GB0017R	arsenic	0.07	0.11	0.14	0.13	0.12	0.11	0.09	0.13	0.22	0.22	-	-	0.11
GB0091R	arsenic	0.10	0.10	0.14	0.10	0.10	0.07	0.06	0.05	0.08	0.08	0.06	0.12	0.08
IE0001R	arsenic	-	0.50	0.50	0.50	0.50	0.50	0.50	0.50	0.50	0.50	0.50	0.50	0.50
IS0090R	arsenic	0.38	0.38	0.57	0.29	0.24	0.15	0.04	0.03	0.08	0.20	1.17	0.71	0.42
IS0091R	arsenic	0.05	0.09	0.07	0.10	0.12	0.09	0.09	0.05	0.01	0.03	0.04	0.06	0.05
LV0010R	arsenic	0.76	0.15	0.23	0.38	0.44	0.17	0.28	0.18	0.12	0.17	0.20	0.39	0.29
LV0016R	arsenic	0.40	0.25	0.09	0.38	0.34	0.43	0.48	0.47	0.37	0.23	0.19	0.47	0.37
NO0001R	arsenic	0.16	0.12	0.17	0.13	0.07	0.05	0.05	0.07	0.06	0.22	0.11	0.08	0.10
PL0005R	arsenic	0.29	0.27	0.32	0.32	0.32	0.25	0.39	0.35	0.22	0.19	0.28	0.48	0.31
SE0051R	arsenic	0.12	-	0.28	0.22	0.17	0.05	0.05	0.22	0.26	0.16	0.21	0.17	0.14
SE0097R	arsenic	0.27	0.27	0.28	0.18	0.14	0.05	0.08	0.17	0.12	0.16	0.23	0.14	0.15
SK0002R	arsenic	0.11	0.18	0.19	0.39	0.09	0.15	0.19	0.09	0.03	0.15	0.12	0.14	0.15
SK0004R	arsenic	0.03	0.10	0.09	0.84	0.10	0.13	0.19	0.04	0.05	0.10	0.17	0.20	0.12
SK0006R	arsenic	0.17	0.16	0.31	0.23	0.03	0.10	0.12	0.17	0.04	0.10	0.16	0.17	0.13
SK0007R	arsenic	0.08	0.08	0.21	-	0.02	0.09	0.03	0.15	0.03	0.17	0.10	0.35	0.10
BE0014R	cadmium	0.025	0.025	0.038	0.330	0.076	0.053	0.043	0.045	0.073	0.025	0.098	0.114	0.053
CZ0001R	cadmium	0.076	0.091	0.099	0.246	0.073	0.048	0.039	0.122	0.059	0.188	0.267	0.081	0.084
CZ0003R	cadmium	0.256	0.323	0.074	0.470	0.084	0.277	0.085	0.080	0.144	0.097	0.099	0.181	0.142
DE0001R	cadmium	0.013	0.055	0.024	0.033	0.084	0.024	0.018	0.026	0.016	0.028	0.014	0.018	0.022
DE0002R	cadmium	0.014	0.037	0.048	-	0.023	0.020	0.020	0.020	0.028	0.028	0.035	0.029	0.026
DE0003R	cadmium	0.023	0.019	0.020	0.103	0.018	0.017	0.017	0.012	0.016	0.027	0.047	0.010	0.020
DE0007R	cadmium	0.023	0.061	0.052	-	0.028	0.020	0.010	0.023	0.030	0.082	0.032	0.017	0.028
DE0008R	cadmium	0.046	0.030	0.033	0.053	0.021	0.026	0.013	0.029	0.030	0.036	0.028	0.024	0.027
DE0009R	cadmium	0.014	0.054	0.086	-	0.040	0.024	0.018	0.035	0.027	0.045	0.028	0.011	0.030
DK0008R	cadmium	0.019	0.071	0.024	0.058	0.033	0.018	0.016	0.036	0.014	0.027	0.041	0.011	0.023
DK0020R	cadmium	0.023	0.061	0.055	0.055	0.055	0.036	0.034	0.033	0.075	0.287	0.047	0.019	0.051
DK0022R	cadmium	0.007	0.044	0.025	0.049	0.032	0.016	0.012	0.022	0.016	0.031	0.024	0.014	0.020
DK0031R	cadmium	0.056	0.031	0.040	0.055	0.030	0.034	0.023	0.040	0.010	0.026	0.025	0.019	0.031
EE0009R	cadmium	0.065	0.076	0.052	0.062	0.030	0.026	0.051	0.010	0.071	0.042	0.135	0.110	0.057
EE0011R	cadmium	0.000	0.000	0.000	0.300	0.000	0.000	0.000	0.000	0.100	0.000	0.100	0.100	0.035
ES0008R	cadmium	0.105	0.032	0.022	0.034	0.135	0.193	0.195	0.023	0.055	0.211	0.039	0.124	0.081
ES0009R	cadmium	0.170	0.095	0.021	0.091	0.043	0.054	0.043	0.102	0.036	0.064	0.090	0.118	0.069
FI0008R	cadmium	0.003	0.041	0.035	0.014	0.026	0.068	0.051	0.009	0.037	0.008	0.009	0.005	0.027
FI0017R	cadmium	0.030	0.146	0.200	0.045	0.051	0.029	0.037	0.118	0.031	0.090	0.104	0.103	0.062
FI0022R	cadmium	0.008	0.027	0.017	0.017	0.021	0.023	0.091	0.025	0.010	0.033	0.018	0.010	0.030
FI0036R	cadmium	0.005	0.014	0.053	0.010	0.023	0.009	0.026	0.044	0.014	0.011	0.015	0.006	0.019
FI0053R	cadmium	0.017	0.154	0.031	0.021	0.020	0.014	0.031	0.040	0.011	0.063	0.029	0.018	0.030

Site	Comp	Jan	Feb	Mar	Apr	May	Jun	Jul	Aug	Sep	Oct	Nov	Dec	Annual
FI0092R	cadmium	0.012	0.039	0.071	0.014	0.025	0.029	0.025	0.060	0.019	0.118	0.042	0.024	0.034
FI0093R	cadmium	0.016	0.052	0.065	0.026	0.048	0.019	0.019	0.091	0.023	0.087	0.058	0.032	0.040
FR0013R	cadmium	0.015	0.015	0.015	0.024	0.100	0.015	0.018	0.016	0.015	0.019	0.015	0.019	0.029
FR0090R	cadmium	0.020	0.040	0.150	0.200	0.060	0.010	0.020	0.060	0.030	0.060	0.050	0.040	0.054
GB0006R	cadmium	0.009	0.007	0.005	0.007	0.004	0.006	0.003	0.002	0.001	0.006	0.004	0.003	0.005
GB0013R	cadmium	0.011	0.006	0.003	0.130	0.015	0.002	0.004	0.001	0.047	0.020	0.004	0.011	0.008
GB0017R	cadmium	0.009	0.026	0.033	0.025	0.022	0.021	0.013	0.017	0.015	0.015	-	-	0.020
GB0091R	cadmium	0.006	0.015	0.005	0.008	0.008	0.002	0.004	0.004	0.005	0.005	0.005	0.021	0.007
GB0091R	cadmium	0.006	0.015	0.005	0.008	0.008	0.002	0.004	0.004	0.005	0.005	0.005	0.021	0.007
HU0002R	cadmium	0.005	0.088	0.084	-	0.026	0.020	0.061	0.115	0.023	0.080	0.204	0.203	0.097
IE0001R	cadmium	-	0.050	0.050	0.050	0.050	0.050	0.050	0.050	0.050	0.050	0.050	0.050	0.050
IS0090R	cadmium	0.007	0.005	0.011	0.016	0.033	0.009	0.006	0.007	0.007	0.005	0.005	0.005	0.008
IS0091R	cadmium	0.008	0.008	0.008	0.013	0.017	0.020	0.023	0.008	0.006	0.008	0.009	0.013	0.010
IT0001R	cadmium	37.4	11.8	8.0	18.4	6.7	6.3	-	22.8	22.4	12.6	10.4	21.3	15.4
LV0010R	cadmium	0.096	0.067	0.096	0.190	0.057	0.034	0.048	0.062	0.048	0.039	0.044	0.040	0.056
LV0016R	cadmium	0.077	0.061	0.047	0.015	0.042	0.061	0.048	0.029	0.050	0.034	0.082	0.046	0.051
NO0001R	cadmium	0.005	0.023	0.036	0.024	0.020	0.008	0.025	0.032	0.015	0.087	0.029	0.011	0.024
NO0039R	cadmium	0.006	0.004	0.008	0.011	0.007	0.015	0.007	0.012	0.010	0.002	0.005	0.005	0.007
NO0055R	cadmium	0.036	0.027	0.021	0.145	0.028	0.018	0.035	0.020	0.004	0.027	0.017	0.030	0.029
NO0056R	cadmium	0.034	0.118	0.041	0.074	0.058	0.027	0.020	0.062	0.051	0.097	0.133	0.170	0.065
PL0004R	cadmium	0.050	0.041	0.046	0.057	0.049	0.024	0.040	0.034	0.038	0.041	0.022	0.033	0.039
PL0005R	cadmium	0.053	0.061	0.092	0.035	0.038	0.039	0.045	0.048	0.028	0.111	0.108	0.168	0.063
PT0001R	cadmium	-	0.425	-	0.425	-	0.425	1.300	0.425	0.425	0.425	0.425	-	0.446
PT0003R	cadmium	0.425	0.425	0.425	0.425	0.425	-	-	-	-	-	-	-	-
PT0004R	cadmium	0.425	0.425	0.425	0.425	0.425	0.425	-	-	0.425	0.425	0.425	0.425	0.425
PT0010R	cadmium	0.425	0.425	0.425	0.425	0.425	0.425	0.425	-	0.425	0.425	0.425	0.425	0.425
SE0051R	cadmium	0.010	-	0.040	0.040	0.050	0.010	0.010	0.040	0.040	0.040	0.070	0.040	0.027
SE0097R	cadmium	0.090	0.086	0.039	0.020	0.030	0.027	0.012	0.020	0.020	0.040	0.037	0.020	0.027
SK0002R	cadmium	0.030	0.060	0.090	0.200	0.040	0.060	0.070	0.010	0.020	0.090	0.060	0.060	0.062
SK0004R	cadmium	0.020	0.150	0.090	0.450	0.120	0.080	0.080	0.040	0.040	0.060	0.110	0.080	0.086
SK0006R	cadmium	0.090	0.100	0.190	0.130	0.060	0.060	0.060	0.050	0.020	0.060	0.050	0.030	0.063
SK0007R	cadmium	0.020	0.040	0.080	-	0.020	0.030	0.050	0.080	0.010	0.040	0.020	0.040	0.039
BE0014R	chromium	0.26	0.27	0.27	0.27	0.27	0.27	0.27	0.27	0.27	0.27	0.52	0.27	0.28
DE0001R	chromium	0.21	0.20	0.15	0.27	0.13	0.11	0.04	0.04	0.04	0.05	0.08	0.07	0.11
DE0002R	chromium	0.14	0.12	0.16	-	0.20	0.14	0.13	0.10	0.10	0.10	0.08	0.06	0.13
DE0003R	chromium	0.17	0.13	0.11	0.51	0.12	0.11	0.07	0.10	0.09	0.08	0.09	0.07	0.10
DE0007R	chromium	0.11	0.13	0.11	-	0.16	0.10	0.07	0.09	0.08	0.09	0.06	0.03	0.10
DE0008R	chromium	0.17	0.11	0.11	0.53	0.13	0.12	0.10	0.10	0.07	0.47	0.35	0.11	0.16
DE0009R	chromium	0.12	0.18	0.30	-	0.14	0.11	0.12	0.14	0.10	0.12	0.09	0.12	0.13

Site	Comp	Jan	Feb	Mar	Apr	May	Jun	Jul	Aug	Sep	Oct	Nov	Dec	Annual
DK0008R	chromium	0.09	0.17	0.18	0.50	0.49	0.11	0.06	0.17	0.09	0.13	0.14	0.07	0.13
DK0020R	chromium	0.08	0.20	0.13	0.22	0.22	0.15	0.14	0.14	0.12	0.14	0.06	0.07	0.12
DK0022R	chromium	0.03	0.08	0.10	0.58	0.25	0.08	0.06	0.16	0.09	0.11	0.07	0.05	0.09
DK0031R	chromium	0.03	0.06	0.91	0.51	0.13	0.07	0.05	0.09	0.07	0.09	0.06	0.04	0.11
ES0008R	chromium	55.85	107.11	119.01	128.96	87.95	125.45	96.60	11.80	45.98	10.34	7.51	7.89	74.93
ES0009R	chromium	26.89	11.71	7.84	7.02	3.53	7.78	11.97	5.32	6.55	2.74	8.03	18.22	6.33
FI0008R	chromium	0.02	0.16	0.25	0.01	0.12	0.18	0.32	0.06	0.16	0.08	0.01	0.02	0.13
FI0017R	chromium	0.25	0.52	0.22	0.26	0.38	0.42	0.35	0.30	0.13	0.22	0.18	0.45	0.29
FI0022R	chromium	0.07	0.21	0.06	0.16	0.14	0.18	0.09	0.26	0.12	0.14	0.02	0.01	0.12
FI0036R	chromium	0.02	0.10	0.33	0.14	0.04	0.17	0.16	0.04	0.06	0.01	0.01	0.01	0.07
FI0053R	chromium	0.09	0.96	0.16	0.17	0.17	0.36	0.19	0.17	0.05	0.11	0.09	0.15	0.16
FI0092R	chromium	0.07	0.03	0.12	0.11	0.19	0.23	0.03	0.14	0.09	0.32	0.03	0.01	0.11
FI0093R	chromium	0.07	0.21	0.22	0.19	0.25	0.17	0.13	0.28	0.15	0.23	0.02	0.01	0.15
FR0013R	chromium	0.03	0.08	0.63	0.46	1.34	0.78	0.09	2.33	0.94	0.05	0.05	0.03	0.69
FR0090R	chromium	0.11	0.19	0.39	0.75	0.24	0.47	0.19	0.33	0.29	0.30	1.35	0.38	0.40
GB0006R	chromium	0.09	0.35	0.14	0.07	0.04	0.02	0.02	0.14	0.05	0.02	0.08	0.04	0.08
GB0013R	chromium	0.12	0.09	0.04	0.26	0.08	0.04	0.02	0.04	0.16	0.11	0.05	0.02	0.07
GB0017R	chromium	0.09	0.05	0.08	0.05	0.04	0.04	0.05	0.08	0.14	0.14	-	-	0.06
GB0091R	chromium	0.19	0.10	0.13	0.16	0.09	0.02	0.03	0.09	0.06	0.03	0.02	0.08	0.06
GB0091R	chromium	0.19	0.10	0.13	0.16	0.09	0.02	0.03	0.09	0.06	0.03	0.02	0.08	0.06
IE0001R	chromium	-	0.50	0.50	0.50	0.50	0.50	0.50	0.50	0.50	0.50	0.50	0.50	0.50
IS0090R	chromium	0.05	0.13	0.31	0.38	0.44	0.72	0.60	0.22	0.22	0.45	0.87	0.89	0.47
IS0091R	chromium	0.07	0.18	0.13	0.08	0.24	0.17	0.50	0.16	0.08	0.05	0.15	0.13	0.11
LV0010R	chromium	1.71	2.05	5.07	1.15	0.45	1.12	0.54	0.23	0.43	0.08	0.08	2.82	0.94
LV0016R	chromium	0.29	0.36	0.46	0.17	0.30	0.26	0.44	0.40	0.27	0.17	0.12	0.21	0.30
PL0004R	chromium	0.06	0.13	0.09	0.11	0.06	0.07	0.11	0.11	0.07	0.07	0.04	0.09	0.08
PL0005R	chromium	0.02	0.05	0.08	0.06	0.05	0.04	0.04	0.09	0.06	0.09	0.04	0.05	0.05
SE0051R	chromium	0.06	-	0.44	0.35	0.05	0.08	0.15	0.12	0.13	0.14	0.12	0.09	0.13
SE0097R	chromium	0.32	0.32	0.28	0.34	0.17	0.06	0.13	0.14	0.15	0.18	0.29	0.22	0.19
SK0002R	chromium	0.22	0.18	0.22	0.26	0.04	0.07	0.18	0.11	0.06	0.11	0.05	0.09	0.13
SK0004R	chromium	0.03	0.09	0.11	0.69	0.04	0.06	0.12	0.02	0.04	0.04	0.02	0.08	0.08
SK0006R	chromium	0.07	0.07	0.29	0.14	0.08	0.08	0.09	0.05	0.05	0.06	0.04	0.02	0.07
SK0007R	chromium	0.14	0.09	0.18	-	0.01	0.13	0.14	0.05	0.06	0.04	0.02	0.04	0.07
DE0001R	cobalt	0.01	0.02	0.02	0.05	0.08	0.02	0.02	0.02	0.02	0.02	0.01	0.01	0.02
DE0002R	cobalt	0.01	0.01	0.02	-	0.04	0.02	0.02	0.01	0.02	0.02	0.02	0.01	0.02
DE0003R	cobalt	0.03	0.01	0.01	0.12	0.03	0.02	0.02	0.03	0.03	0.03	0.02	0.00	0.02
DE0007R	cobalt	0.01	0.01	0.02	-	0.04	0.01	0.01	0.01	0.02	0.02	0.01	0.01	0.02
DE0008R	cobalt	0.03	0.01	0.01	0.23	0.03	0.02	0.01	0.02	0.01	0.03	0.02	0.01	0.02
DE0009R	cobalt	0.01	0.02	0.11	-	0.03	0.01	0.01	0.03	0.02	0.02	0.02	0.01	0.02

Site	Comp	Jan	Feb	Mar	Apr	May	Jun	Jul	Aug	Sep	Oct	Nov	Dec	Annual
FI0008R	cobalt	0.00	0.04	0.07	0.01	0.05	0.01	0.02	0.01	0.02	0.00	0.01	0.01	0.02
FI0017R	cobalt	0.04	0.11	0.07	0.04	0.09	0.03	0.02	0.05	0.01	0.03	0.05	0.03	0.04
FI0022R	cobalt	0.01	0.02	0.01	0.01	0.01	0.02	0.01	0.02	0.01	0.02	0.01	0.01	0.01
FI0036R	cobalt	0.00	0.00	0.04	0.01	0.01	0.00	0.01	0.01	0.01	0.00	0.01	0.00	0.01
FI0053R	cobalt	0.03	0.30	0.03	0.04	0.04	0.03	0.02	0.03	0.04	0.11	0.04	0.04	0.04
FI0092R	cobalt	0.01	0.00	0.01	0.02	0.02	0.01	0.01	0.02	0.01	0.03	0.01	0.01	0.01
FI0093R	cobalt	0.01	0.02	0.04	0.03	0.04	0.02	0.01	0.03	0.01	0.02	0.02	0.01	0.02
NO0001R	cobalt	0.01	0.01	0.02	0.04	0.02	0.01	0.01	0.01	0.03	0.04	0.02	0.01	0.02
SE0051R	cobalt	0.01	-	0.02	0.03	0.05	0.01	0.01	0.05	0.02	0.04	0.04	0.02	0.02
SE0097R	cobalt	0.04	0.04	0.04	0.02	0.02	0.02	0.01	0.03	0.02	0.03	0.04	0.03	0.03
BE0014R	copper	0.89	0.86	1.36	9.33	2.46	6.32	3.03	7.01	2.55	2.29	1.23	1.60	3.10
DE0001R	copper	0.39	1.11	0.55	2.78	1.17	1.43	0.74	1.18	0.98	0.85	0.57	0.54	0.82
DE0002R	copper	0.46	0.77	0.74	-	0.90	1.03	1.52	1.13	0.74	0.75	0.81	0.82	0.89
DE0003R	copper	1.04	0.70	0.58	5.67	1.01	0.96	0.98	0.57	0.78	1.31	3.67	0.51	1.07
DE0007R	copper	0.63	1.00	0.80	-	1.11	1.38	0.91	0.98	0.77	1.25	0.71	0.54	0.98
DE0008R	copper	4.98	0.63	0.50	2.05	0.88	0.86	0.71	1.19	0.50	0.85	0.53	0.49	1.09
DE0009R	copper	6.86	1.38	1.85	-	1.82	1.20	1.15	1.99	1.20	1.51	1.87	2.83	2.14
DK0008R	copper	6.65	3.43	2.84	2.26	2.31	1.39	0.78	1.32	0.70	0.98	1.83	0.85	2.05
DK0020R	copper	5.97	0.82	0.80	1.39	1.39	0.79	0.71	0.64	1.03	2.62	0.55	0.43	1.59
DK0022R	copper	0.19	0.55	0.55	2.43	1.14	0.47	1.19	0.92	1.25	23.82	0.50	0.38	1.79
DK0031R	copper	0.69	0.89	3.13	3.20	3.27	0.52	0.43	0.60	0.62	5.97	0.33	0.22	1.09
EE0009R	copper	4.70	28.40	17.00	11.10	4.80	5.10	8.70	49.20	44.10	18.80	23.50	5.60	21.81
EE0011R	copper	7.80	7.90	2.40	4.30	0.50	1.90	7.10	2.20	22.40	7.60	6.80	25.90	8.04
ES0008R	copper	31.69	4.87	4.75	8.43	20.03	27.77	25.05	6.71	15.82	25.26	6.02	17.74	14.74
ES0009R	copper	28.03	18.05	2.07	10.50	6.36	14.89	8.74	14.88	11.69	15.64	22.57	15.54	12.76
FI0008R	copper	1.25	4.75	8.01	1.97	2.87	1.19	1.11	0.99	2.32	1.79	2.15	2.52	1.78
FI0017R	copper	2.24	6.29	3.43	1.89	1.29	1.93	1.15	1.75	0.86	1.56	2.30	2.06	1.69
FI0022R	copper	4.78	3.89	1.13	2.05	1.20	1.16	0.90	2.47	1.13	1.67	0.74	1.34	1.74
FI0036R	copper	0.80	1.55	12.41	1.62	0.88	0.81	1.26	0.78	0.41	0.62	0.93	0.50	0.94
FI0053R	copper	1.59	6.78	2.71	2.76	1.66	2.00	0.85	1.34	0.94	1.73	2.81	5.51	1.93
FI0092R	copper	1.70	1.83	1.34	1.41	1.16	0.72	0.67	1.63	0.41	1.58	1.61	0.97	1.08
FI0093R	copper	0.85	3.12	2.83	1.09	1.84	0.55	0.99	1.40	0.79	1.56	2.36	1.16	1.28
FR0013R	copper	0.40	0.49	0.30	0.41	0.42	0.40	0.44	0.36	0.97	0.67	0.50	0.20	0.43
FR0090R	copper	0.41	0.38	1.96	4.91	1.23	0.41	0.57	1.11	1.15	1.96	0.98	1.15	1.08
GB0006R	copper	0.27	0.19	0.42	0.27	0.15	0.19	0.15	0.14	0.41	0.34	0.14	0.11	0.22
GB0013R	copper	0.18	0.16	0.15	2.25	0.24	0.19	0.19	0.10	1.09	0.63	0.09	0.15	0.20
GB0017R	copper	0.38	0.61	0.70	0.55	0.52	0.53	0.69	0.63	0.88	0.88	-	-	0.58
GB0091R	copper	0.32	0.26	0.29	0.39	0.19	0.13	0.20	0.11	0.16	0.20	0.14	0.48	0.21
GB0091R	copper	0.32	0.26	0.29	0.39	0.19	0.13	0.20	0.11	0.16	0.20	0.14	0.48	0.21
IE0001R	copper	-	0.50	2.10	0.50	0.50	4.60	4.50	2.80	2.70	0.50	0.50	0.50	1.72

Site	Comp	Jan	Feb	Mar	Apr	May	Jun	Jul	Aug	Sep	Oct	Nov	Dec	Annual
IS0090R	copper	2.50	2.87	3.09	2.55	4.95	5.00	4.00	1.33	0.96	0.98	1.94	1.39	1.98
IS0091R	copper	0.59	0.74	0.49	0.48	0.67	1.11	1.85	0.49	0.30	0.38	0.64	0.72	0.54
IT0001R	copper	2.83	5.04	5.66	3.50	3.24	1.93	-	0.20	1.41	1.19	0.89	6.38	3.18
LV0010R	copper	3.16	6.39	6.33	9.72	2.05	1.95	1.16	6.71	1.66	3.34	1.35	2.21	2.65
LV0016R	copper	3.19	8.54	9.87	1.16	4.63	2.61	3.79	0.62	1.44	2.32	2.36	1.78	3.02
NO0001R	copper	0.07	0.31	0.33	0.88	0.37	0.29	0.30	0.39	0.34	0.78	0.73	0.32	0.37
PL0004R	copper	0.42	1.11	1.51	2.09	1.50	1.29	0.89	0.47	0.86	0.84	0.44	0.46	0.84
PL0005R	copper	1.28	1.23	2.28	1.48	1.31	2.04	1.14	1.64	0.88	1.39	1.34	1.32	1.37
PT0001R	copper	-	0.96	-	1.35	-	0.33	8.76	3.64	1.87	0.33	0.33	-	1.37
PT0003R	copper	1.17	3.36	1.07	2.19	0.51	-	-	-	-	-	-	-	2.60
PT0004R	copper	1.53	1.20	3.20	2.26	1.90	0.33	-	-	1.63	0.33	0.33	0.33	0.94
PT0010R	copper	0.53	2.67	1.75	3.00	0.92	0.42	2.25	-	0.33	0.33	0.37	0.33	1.21
SE0051R	copper	0.32	-	0.39	0.49	1.99	0.45	0.21	1.09	0.65	1.72	3.13	1.30	0.79
SE0097R	copper	0.67	0.72	1.28	0.57	0.90	3.19	0.32	0.47	0.26	0.66	2.90	0.72	1.12
SK0002R	copper	0.66	0.67	0.59	2.26	0.37	0.63	1.55	0.45	0.31	0.63	0.61	0.65	0.70
SK0004R	copper	0.33	0.48	0.19	9.12	0.46	1.05	1.77	0.13	1.37	0.67	0.66	3.61	0.99
SK0006R	copper	0.50	0.51	2.04	1.62	2.97	0.48	0.62	1.68	0.26	0.46	2.28	0.48	0.93
SK0007R	copper	1.78	0.72	9.54	-	0.45	1.19	3.62	0.36	0.34	0.50	1.00	10.19	1.28
CZ0001R	iron	23	38	50	324	48	56	118	118	22	76	199	88	54
CZ0003R	iron	36	27	93	505	77	78	64	59	62	142	28	54	62
DE0001R	iron	10	17	13	46	24	11	9	13	12	3	4	3	10
DE0002R	iron	10	8	18	-	20	11	13	10	11	8	6	64	12
DE0003R	iron	15	8	6	88	15	11	12	24	20	12	7	3	12
DE0007R	iron	8	9	11	-	27	12	5	10	8	11	4	3	12
DE0008R	iron	16	7	8	10	19	10	13	14	7	11	7	4	11
DE0009R	iron	6	18	64	-	21	8	9	22	11	11	7	6	14
FI0008R	iron	6	23	25	3	11	10	15	5	12	4	10	11	10
FI0017R	iron	160	387	99	88	110	77	54	82	13	27	158	70	82
FI0022R	iron	28	33	8	11	8	11	6	8	3	12	9	9	11
FI0036R	iron	9	18	42	3	6	9	8	8	5	2	11	5	8
FI0053R	iron	15	179	25	23	21	77	23	25	3	19	31	15	25
FI0092R	iron	9	10	19	15	26	11	7	25	5	28	21	11	14
FI0093R	iron	14	24	52	34	22	31	7	29	9	15	22	11	19
IS0090R	iron	133	261	243	208	556	552	290	75	47	18	55	17	123
IS0091R	iron	34	211	244	48	153	206	310	129	68	76	154	167	123
BE0014R	lead	0.98	0.59	0.82	3.66	1.71	0.86	1.40	1.56	1.41	1.16	3.45	2.95	1.42
CZ0001R	lead	2.74	3.55	2.91	19.91	1.73	1.82	2.95	3.16	1.99	2.47	5.29	4.79	2.68
CZ0003R	lead	2.77	1.66	2.15	3.50	1.15	1.43	1.27	0.25	0.81	2.62	1.47	1.20	1.41

Site	Comp	Jan	Feb	Mar	Apr	May	Jun	Jul	Aug	Sep	Oct	Nov	Dec	Annual
DE0001R	lead	0.48	1.64	0.58	0.41	1.92	0.58	0.40	0.48	0.44	0.70	0.41	0.46	0.60
DE0002R	lead	0.49	0.92	1.22	-	0.78	0.81	0.73	0.58	0.81	0.64	0.92	0.49	0.76
DE0003R	lead	0.69	0.48	0.78	2.94	0.70	0.85	0.63	0.59	0.74	0.76	1.68	0.38	0.75
DE0007R	lead	0.75	1.79	1.35	-	1.04	1.03	0.35	0.81	0.63	1.06	0.77	0.41	0.89
DE0008R	lead	1.39	0.82	0.68	2.04	0.76	0.77	0.37	0.83	1.04	0.93	0.85	0.56	0.81
DE0009R	lead	0.44	1.83	2.39	-	0.94	0.65	0.46	0.92	0.67	1.21	0.75	0.24	0.81
DK0008R	lead	0.44	1.60	0.94	1.82	1.20	0.59	0.33	1.03	0.48	0.75	1.30	0.54	0.67
DK0020R	lead	0.62	2.03	1.26	2.01	2.01	0.92	0.90	0.87	0.81	1.30	0.64	0.45	0.99
DK0022R	lead	0.24	1.48	0.83	2.24	1.21	0.49	0.44	0.89	0.70	1.69	0.35	0.75	0.72
DK0031R	lead	0.28	0.43	0.74	1.70	0.70	0.30	0.27	0.28	0.23	0.68	0.97	0.54	0.45
EE0009R	lead	0.50	0.50	1.20	0.50	0.50	0.50	0.50	0.50	0.50	0.50	1.20	1.50	0.62
EE0011R	lead	0.50	0.50	0.50	2.20	1.20	0.50	1.30	0.50	0.50	0.50	0.50	0.50	0.69
ES0008R	lead	3.03	1.40	0.72	8.75	2.60	14.44	6.46	0.52	1.74	1.93	1.00	3.11	3.55
ES0009R	lead	3.28	2.29	0.41	1.29	2.10	1.62	1.43	5.62	1.60	1.51	23.96	2.85	3.31
FI0008R	lead	0.11	1.01	1.04	0.14	0.35	0.23	0.41	0.21	0.20	0.13	0.26	0.15	0.28
FI0017R	lead	1.52	4.42	4.28	1.00	1.40	0.64	0.86	2.04	0.93	2.17	3.84	4.09	1.76
FI0022R	lead	0.17	0.87	0.44	0.22	0.50	0.30	0.45	0.51	0.21	0.72	0.77	0.31	0.44
FI0036R	lead	0.12	0.40	1.98	0.10	0.44	0.22	0.23	0.28	0.35	0.22	0.50	0.14	0.30
FI0053R	lead	0.48	3.80	1.35	0.61	0.47	0.31	0.33	0.66	0.24	1.09	1.33	0.81	0.66
FI0092R	lead	0.45	0.97	1.85	0.29	0.60	0.17	0.62	0.54	0.59	3.35	1.67	0.86	0.84
FI0093R	lead	0.39	1.49	2.11	0.42	0.81	0.32	0.27	1.07	0.37	1.95	1.73	1.15	0.80
FR0013R	lead	0.24	0.15	0.26	0.43	0.42	0.29	0.18	0.48	1.17	0.49	0.52	0.15	0.37
FR0090R	lead	0.70	0.49	2.55	4.85	1.85	0.21	0.62	0.65	1.07	2.71	1.64	1.32	1.26
GB0006R	lead	0.12	0.12	0.03	0.21	0.08	0.14	0.08	0.03	0.23	0.21	0.09	0.06	0.11
GB0013R	lead	0.17	0.24	0.10	3.23	0.35	0.12	0.12	0.05	1.85	0.86	0.17	0.48	0.26
GB0017R	lead	0.40	0.87	0.93	0.50	0.45	0.45	0.49	0.71	0.99	0.99	-	-	0.57
GB0091R	lead	0.10	0.51	0.09	0.47	0.27	0.14	0.18	0.11	0.11	0.11	0.16	1.07	0.27
GB0091R	lead	0.10	0.51	0.09	0.47	0.27	0.14	0.18	0.11	0.11	0.11	0.16	1.07	0.27
HU0002R	lead	2.26	1.90	15.06	-	4.19	3.27	1.57	2.78	1.39	3.19	1.89	2.62	3.19
IE0001R	lead	-	0.50	0.50	0.50	0.50	0.50	0.50	0.50	0.50	0.50	0.50	0.50	0.50
IS0090R	lead	0.41	0.30	0.24	0.58	0.55	0.54	0.48	0.15	0.09	0.08	0.18	0.12	0.22
IS0091R	lead	0.15	0.17	0.16	0.38	0.43	0.28	0.59	0.13	0.07	0.14	0.18	0.17	0.18
IT0001R	lead	0.54	1.18	1.11	0.33	0.70	1.08	-	3.20	1.03	0.26	0.17	0.61	0.72
LV0010R	lead	5.83	6.45	8.76	0.75	1.14	1.72	0.69	1.34	0.54	1.63	2.30	7.06	2.51
LV0016R	lead	0.93	1.79	1.90	0.42	1.19	1.18	1.00	0.38	0.73	1.19	2.16	1.80	1.11
NO0001R	lead	0.35	0.74	0.75	0.88	0.64	0.27	0.47	0.75	0.45	2.32	0.89	0.47	0.67
NO0039R	lead	0.06	0.05	0.10	0.21	0.16	0.19	0.07	0.09	0.09	0.05	0.06	0.05	0.09
NO0047R	lead	0.42	0.61	0.59	0.54	4.86	1.10	1.53	1.54	0.57	0.40	0.95	0.41	1.25
NO0055R	lead	3.16	1.35	0.56	0.23	0.37	0.28	0.41	0.26	0.19	0.20	0.27	0.15	0.47
NO0056R	lead	0.36	1.78	0.71	0.40	0.71	0.44	0.39	0.89	1.21	2.57	1.39	1.75	0.91

Site	Comp	Jan	Feb	Mar	Apr	May	Jun	Jul	Aug	Sep	Oct	Nov	Dec	Annual
PL0004R	lead	0.11	1.61	0.85	1.45	1.02	0.55	0.83	0.53	0.61	0.64	0.54	0.63	0.65
PL0005R	lead	0.85	1.17	1.23	0.51	0.57	0.86	0.69	1.26	0.44	1.27	1.10	1.53	0.91
PT0001R	lead	-	0.65	-	1.75	-	0.65	1.54	0.65	0.65	0.65	0.65	-	0.89
PT0003R	lead	4.63	4.77	0.65	11.38	0.65	-	-	-	-	-	-	-	-
PT0004R	lead	0.65	0.65	0.65	0.65	1.41	0.65	-	-	0.65	0.65	0.65	0.65	0.74
PT0010R	lead	0.65	0.65	0.65	0.65	0.65	0.65	0.65	-	0.65	0.65	0.65	0.65	0.65
SE0051R	lead	0.36	-	0.67	0.25	0.77	0.41	0.35	0.73	0.54	0.45	0.82	0.45	0.47
SE0097R	lead	1.30	1.27	0.84	0.18	0.71	0.31	0.36	0.44	0.35	0.73	1.04	0.69	0.59
SK0002R	lead	1.12	1.74	2.47	5.40	1.82	1.55	2.75	1.12	0.86	2.56	1.64	1.46	1.94
SK0004R	lead	0.29	2.41	1.34	8.29	1.55	1.01	2.08	0.20	0.17	0.46	1.29	2.33	1.18
SK0006R	lead	2.34	2.43	5.85	3.13	1.53	0.35	0.89	1.46	0.58	1.27	1.95	1.59	1.72
SK0007R	lead	1.40	1.05	2.35	-	0.96	1.30	1.39	0.69	0.30	0.75	0.68	2.37	0.92
DE0001R	manganese	0.91	1.14	0.98	3.60	5.33	1.79	1.35	1.66	1.78	0.66	0.80	0.52	1.19
DE0002R	manganese	1.15	0.93	1.56	-	2.90	1.58	2.04	1.16	1.28	1.03	0.66	0.76	1.47
DE0003R	manganese	1.76	0.93	0.77	12.61	2.07	1.67	1.49	1.88	1.87	1.91	1.60	0.37	1.48
DE0007R	manganese	1.98	1.23	1.71	-	4.08	1.43	1.33	1.45	1.48	1.81	1.02	0.72	1.87
DE0008R	manganese	1.69	0.89	1.38	1.76	2.47	1.41	0.95	1.68	0.85	1.27	0.76	0.65	1.27
DE0009R	manganese	1.86	1.82	6.73	-	4.38	1.77	1.66	4.00	1.31	1.49	1.71	0.90	2.35
FI0008R	manganese	0.13	0.39	1.26	0.49	0.80	1.69	1.67	1.06	4.91	0.31	0.21	7.59	1.59
FI0017R	manganese	2.77	7.33	11.51	3.01	8.38	4.36	2.25	6.63	1.09	2.08	3.83	1.64	3.75
FI0022R	manganese	0.38	2.40	0.58	1.76	1.67	3.09	0.90	1.95	0.82	1.14	0.39	0.54	1.19
FI0036R	manganese	0.20	0.30	2.11	0.44	0.73	3.32	1.12	1.22	0.90	0.32	0.30	0.86	1.04
FI0053R	manganese	1.10	10.37	1.48	2.63	2.06	6.85	1.20	2.25	1.05	2.10	1.98	1.12	2.03
FI0092R	manganese	0.37	0.49	1.12	1.49	2.77	2.27	0.93	1.84	0.57	2.18	0.75	0.37	1.28
FI0093R	manganese	0.86	1.46	2.97	4.80	6.24	3.38	1.15	4.93	2.08	1.38	1.10	0.77	2.40
IE0001R	manganese	-	0.50	0.50	7.80	10.50	5.70	3.70	11.20	3.20	6.20	6.00	2.40	4.54
IS0090R	manganese	2.24	4.32	4.17	4.00	10.86	11.19	5.49	1.51	0.83	0.85	2.71	1.64	2.72
IS0091R	manganese	0.64	3.43	4.36	1.07	3.14	3.32	6.85	3.06	1.15	1.35	2.49	2.64	2.19
LV0010R	manganese	5.22	2.22	2.87	8.60	8.37	7.11	1.95	8.41	2.54	2.16	1.91	4.42	3.97
LV0016R	manganese	4.10	3.15	2.17	9.46	8.64	6.46	4.48	5.40	2.89	2.14	1.10	4.37	4.63
PT0001R	manganese	-	1.29	-	1.08	-	1.08	30.73	22.90	12.56	3.18	1.08	-	5.10
PT0003R	manganese	3.80	1.08	1.08	4.59	1.08	-	-	-	-	-	-	-	1.65
PT0004R	manganese	1.08	1.08	1.08	4.88	8.22	1.33	-	-	19.78	7.58	3.60	3.52	3.79
PT0010R	manganese	1.08	1.08	1.57	1.08	3.07	1.73	1.08	-	2.35	1.08	1.15	1.08	1.26
SE0051R	manganese	1.20	-	1.50	4.00	13.50	2.60	0.80	5.10	5.00	14.30	8.70	2.10	4.07
SE0097R	manganese	2.60	2.47	1.01	1.40	1.81	2.52	1.15	1.96	0.90	1.48	1.11	0.60	1.34
BE0014R	mercury	12.0	7.1	7.6	18.1	11.9	12.8	10.8	14.2	15.2	6.3	8.8	5.3	10.6
DE0001R	mercury	3.4	10.0	6.5	7.0	9.0	9.0	6.0	7.3	6.1	6.3	3.3	3.4	6.3
DE0002R	mercury	5.2	8.8	11.8	40.9	13.3	12.8	11.4	7.3	8.6	6.1	5.1	6.9	9.1

Site	Comp	Jan	Feb	Mar	Apr	May	Jun	Jul	Aug	Sep	Oct	Nov	Dec	Annual
DE0003R	mercury	12.4	10.5	16.1	34.6	14.6	11.3	7.7	9.9	10.6	6.6	7.8	4.9	10.7
DE0008R	mercury	7.1	7.0	5.8	15.9	7.8	8.9	6.6	6.9	5.8	6.0	6.0	5.1	6.8
DE0009R	mercury	5.4	9.2	9.3	11.8	11.9	7.4	8.1	8.7	7.7	7.6	5.6	4.2	7.9
FI0096G	mercury	2.8	-	5.2	5.8	6.7	18.3	6.6	6.5	3.1	4.0	8.3	6.0	5.8
FR0013R	mercury	23.6	10.0	10.0	10.0	10.0	10.0	10.0	-	-	-	-	-	10.7
GB0013R	mercury	5.9	2.8	-	-	-	-	-	-	-	3.7	3.7	-	-
GB0017R	mercury	6.1	5.2	2.0	-	-	15.0	-	-	-	-	-	-	-
GB0091R	mercury	4.8	4.2	5.4	4.7	4.5	4.3	4.8	5.2	11.8	5.0	3.3	3.2	4.7
IE0001R	mercury	-	50.0	50.0	50.0	50.0	50.0	50.0	50.0	50.0	50.0	50.0	50.0	50.0
LV0010R	mercury	-	-	24.3	12.2	27.0	30.0	30.0	26.5	30.0	26.5	26.6	10.0	25.8
LV0016R	mercury	-	-	-	30.0	25.0	36.5	36.8	27.8	30.0	26.0	22.3	10.0	28.8
NL0091R	mercury	8.3	8.1	9.5	-	7.5	15.0	11.2	11.4	6.6	9.1	7.5	7.8	9.6
NO0001R	mercury	4.0	3.6	5.7	8.4	13.4	13.7	6.1	7.5	2.7	4.3	3.2	3.0	6.3
PL0005R	mercury	16.2	8.2	7.6	36.2	92.2	76.5	78.0	80.8	103.3	79.9	50.2	47.1	58.4
SE0014R	mercury	8.2	15.3	10.0	9.6	11.1	5.9	21.1	10.5	8.8	13.9	6.9	12.6	11.0
BE0014R	nickel	0.44	0.27	0.44	1.92	0.37	0.27	0.44	1.60	0.45	0.27	0.27	0.30	0.47
CZ0001R	nickel	1.00	0.51	1.45	0.72	0.48	0.31	0.33	4.18	0.99	0.96	1.77	4.49	1.14
CZ0003R	nickel	4.25	0.45	0.38	2.00	0.57	0.63	0.69	0.31	0.89	0.46	0.55	0.94	0.95
DE0001R	nickel	0.38	0.54	0.33	1.72	0.61	0.33	0.23	0.24	0.26	0.24	0.16	0.22	0.30
DE0002R	nickel	0.14	0.23	0.30	-	0.32	0.28	0.51	0.29	0.38	0.28	0.31	0.25	0.29
DE0003R	nickel	0.24	0.18	0.13	1.25	0.22	0.28	0.27	0.20	0.22	0.25	0.17	0.07	0.20
DE0007R	nickel	0.27	0.42	0.36	-	0.29	0.28	0.23	0.23	0.20	0.27	0.23	0.13	0.27
DE0008R	nickel	1.29	0.19	0.22	0.81	0.25	0.30	0.18	0.36	0.17	1.77	1.31	0.25	0.50
DE0009R	nickel	0.27	0.28	0.56	-	0.28	0.16	0.19	0.26	0.65	0.48	0.30	0.17	0.29
DK0008R	nickel	0.22	0.39	0.40	0.85	0.38	0.20	0.13	0.26	0.17	0.22	0.43	0.46	0.25
DK0020R	nickel	0.26	0.48	0.79	0.35	0.35	0.27	0.26	0.25	0.39	0.39	0.22	0.13	0.32
DK0022R	nickel	0.09	0.23	0.25	0.65	0.35	0.21	0.18	0.28	0.19	0.28	0.18	0.24	0.21
DK0031R	nickel	0.19	0.17	0.45	1.21	0.26	0.21	0.18	0.20	0.15	0.20	0.15	0.19	0.22
ES0008R	nickel	34.60	149.06	153.03	21.92	26.91	41.82	31.24	9.07	10.83	6.98	6.71	25.27	51.77
ES0009R	nickel	4.48	2.11	1.21	2.50	1.35	2.48	3.17	2.36	1.58	1.09	1.39	6.06	1.88
FI0008R	nickel	0.23	1.36	2.00	0.11	1.13	0.15	0.64	0.05	0.71	0.05	0.10	0.04	0.40
FI0017R	nickel	0.32	0.85	0.46	0.21	0.39	0.20	0.13	0.16	0.12	0.20	0.22	0.29	0.23
FI0022R	nickel	0.16	0.47	0.14	0.15	0.16	0.27	0.16	0.01	0.09	0.12	0.05	0.03	0.13
FI0036R	nickel	0.22	0.22	0.56	0.02	0.10	0.06	0.19	0.02	0.05	0.02	0.01	0.01	0.09
FI0053R	nickel	0.19	1.68	0.19	0.14	0.09	0.17	0.17	0.03	0.05	0.21	0.35	0.28	0.17
FI0092R	nickel	0.15	0.12	0.16	0.09	0.08	0.08	0.08	0.06	0.05	0.21	0.05	0.04	0.09
FI0093R	nickel	0.15	0.25	0.38	0.15	0.14	0.12	0.10	0.07	0.18	0.21	0.12	0.15	0.14
FR0013R	nickel	0.56	0.36	0.07	0.16	0.29	0.18	0.29	0.31	0.43	0.27	0.15	0.07	0.23
FR0090R	nickel	1.81	1.21	2.23	4.20	1.25	1.54	1.57	1.94	1.66	2.01	2.48	1.45	1.80

Site	Comp	Jan	Feb	Mar	Apr	May	Jun	Jul	Aug	Sep	Oct	Nov	Dec	Annual
GB0006R	nickel	0.89	0.10	0.19	0.08	0.01	0.08	0.11	0.20	0.01	0.01	0.05	0.07	0.20
GB0013R	nickel	0.17	0.16	0.12	0.43	0.18	0.19	0.18	0.12	0.41	0.28	0.06	0.13	0.15
GB0017R	nickel	0.19	0.28	0.34	0.25	0.22	0.22	0.14	0.15	0.19	0.19	-	-	0.22
GB0091R	nickel	0.12	0.13	0.08	0.10	0.06	0.06	0.09	0.03	0.03	0.02	0.03	0.11	0.07
GB0091R	nickel	0.12	0.13	0.08	0.10	0.06	0.06	0.09	0.03	0.03	0.02	0.03	0.11	0.07
IE0001R	nickel	-	0.50	0.50	0.50	0.50	0.50	2.40	0.50	0.50	0.50	0.50	0.50	0.62
IS0090R	nickel	0.28	0.61	1.34	1.28	0.99	1.53	2.09	0.36	0.33	0.40	0.36	0.46	0.67
IS0091R	nickel	0.28	1.53	0.19	0.13	0.30	1.26	1.73	0.64	0.28	1.35	1.49	1.51	0.82
LV0010R	nickel	0.66	0.84	1.02	2.86	0.75	0.52	0.24	0.74	0.48	1.44	0.70	0.55	0.66
LV0016R	nickel	0.74	0.58	0.57	1.27	0.88	0.64	0.16	0.32	0.36	0.85	0.85	0.99	0.62
NO0001R	nickel	0.14	0.21	0.46	0.45	0.22	0.13	0.15	0.13	0.20	0.71	0.22	0.18	0.23
PL0004R	nickel	0.28	0.35	0.28	0.33	0.19	0.12	0.18	0.15	0.20	0.15	0.11	0.12	0.20
PL0005R	nickel	0.57	0.52	1.15	0.59	0.54	0.63	0.41	0.46	0.61	0.69	0.24	0.16	0.52
PT0001R	nickel	-	0.78	-	0.78	-	0.78	0.78	0.78	0.78	0.78	0.78	-	0.78
PT0003R	nickel	2.18	0.78	0.78	0.78	0.78	-	-	-	-	-	-	-	-
PT0004R	nickel	0.78	2.07	0.78	0.78	1.54	0.78	-	-	0.78	0.78	0.78	0.78	1.15
PT0010R	nickel	3.58	1.19	1.20	0.78	0.78	0.78	0.78	-	0.78	0.78	0.83	0.78	1.24
SE0051R	nickel	0.36	-	0.36	0.73	0.27	0.16	0.13	0.31	0.19	0.44	0.36	0.28	0.28
SE0097R	nickel	0.42	0.45	0.72	0.31	0.25	0.19	0.14	0.17	0.14	0.24	0.37	0.39	0.29
SK0002R	nickel	0.36	0.25	0.83	0.79	0.25	0.93	0.70	0.05	0.43	0.13	0.23	0.07	0.48
SK0004R	nickel	0.54	0.08	0.51	1.46	0.10	0.20	0.43	0.05	0.24	0.06	0.15	0.16	0.28
SK0006R	nickel	0.86	0.24	1.61	0.31	0.42	0.29	0.45	0.24	0.17	0.06	0.17	0.06	0.40
SK0007R	nickel	1.29	1.32	1.38	-	0.71	0.18	0.57	0.05	0.35	0.06	0.57	-	0.44
DE0001R	selenium	0.56	0.29	0.32	0.44	0.22	0.30	0.24	0.25	0.31	0.22	0.54	0.30	0.35
DE0002R	selenium	0.14	0.15	0.18	-	0.20	0.18	0.13	0.08	0.11	0.10	0.19	0.12	0.15
DE0003R	selenium	0.17	0.16	0.13	0.28	0.12	0.08	0.04	0.07	0.08	0.11	0.13	0.07	0.10
DE0007R	selenium	0.19	0.24	0.19	-	0.14	0.11	0.10	0.12	0.14	0.16	0.24	0.21	0.15
DE0008R	selenium	0.20	0.28	0.16	0.26	0.13	0.12	0.13	0.15	0.16	0.20	0.16	0.23	0.17
DE0009R	selenium	0.17	0.20	0.25	-	0.19	0.16	0.16	0.16	0.15	0.20	0.18	0.05	0.17
DE0001R	thallium	0.08	0.02	0.03	0.03	0.03	0.02	0.02	0.01	0.01	0.01	0.02	0.02	0.03
DE0003R	thallium	0.01	0.00	0.00	0.01	0.00	0.00	0.00	0.00	0.00	0.01	0.00	0.00	0.00
DE0007R	thallium	0.01	0.01	0.01	-	0.01	0.01	0.00	0.01	0.01	0.01	0.01	0.00	0.01
DE0008R	thallium	0.01	0.01	0.01	0.02	0.01	0.01	0.00	0.01	0.01	0.01	0.01	0.01	0.01
DE0009R	thallium	0.01	0.01	0.02	-	0.01	0.01	0.00	0.01	0.00	0.01	0.01	0.00	0.01
DE0001R	vanadium	0.87	0.58	0.51	0.77	0.66	0.52	0.38	0.28	0.44	0.40	0.46	0.52	0.53
DE0002R	vanadium	0.25	0.28	0.54	-	0.48	0.40	0.37	0.26	0.28	0.22	0.29	0.17	0.34
DE0003R	vanadium	0.30	0.19	0.22	0.69	0.21	0.19	0.26	0.27	0.28	0.37	0.29	0.11	0.23
DE0007R	vanadium	0.32	0.43	0.55	-	0.34	0.27	0.21	0.21	0.18	0.34	0.29	0.14	0.29

Site	Comp	Jan	Feb	Mar	Apr	May	Jun	Jul	Aug	Sep	Oct	Nov	Dec	Annual
DE0008R	vanadium	0.33	0.26	0.29	0.82	0.25	0.14	0.18	0.23	0.18	0.24	0.26	0.24	0.23
DE0009R	vanadium	0.38	0.42	0.91	-	0.42	0.27	0.33	0.36	0.39	0.45	0.47	0.16	0.38
FI0008R	vanadium	0.09	0.41	0.48	0.07	0.24	0.12	0.16	0.07	0.16	0.05	0.09	0.09	0.13
FI0017R	vanadium	0.70	2.38	1.46	0.46	0.63	0.44	0.30	0.50	0.34	0.54	0.83	0.96	0.59
FI0022R	vanadium	0.17	0.68	0.22	0.26	0.35	0.20	0.14	0.17	0.10	0.20	0.21	0.12	0.20
FI0036R	vanadium	0.08	0.27	0.89	0.07	0.33	0.06	0.14	0.16	0.17	0.11	0.12	0.07	0.16
FI0053R	vanadium	0.37	3.78	0.64	0.95	0.34	0.48	0.22	0.40	0.19	0.55	0.54	0.38	0.44
FI0092R	vanadium	0.28	0.48	0.66	0.22	0.22	0.09	0.16	0.24	0.18	0.53	0.40	0.32	0.26
FI0093R	vanadium	0.35	0.66	0.86	0.42	0.35	0.20	0.20	0.22	0.20	0.47	0.44	0.55	0.33
IE0001R	vanadium	-	0.50	0.50	0.50	0.50	0.50	0.50	0.50	0.50	0.50	0.50	0.50	0.50
IS0090R	vanadium	2.32	2.69	3.72	2.03	2.38	1.93	0.94	0.30	0.59	0.76	4.80	3.02	2.19
IS0091R	vanadium	0.14	0.87	0.92	0.27	0.75	1.05	1.32	0.55	0.30	0.36	0.29	0.52	0.46
NO0001R	vanadium	0.83	0.47	1.17	1.10	0.77	0.32	0.38	0.46	0.31	1.23	0.62	0.63	0.64
SE0051R	vanadium	0.79	-	0.55	0.69	0.70	0.19	0.10	0.55	1.60	0.88	1.13	1.01	0.64
SE0097R	vanadium	0.70	0.76	1.48	0.80	0.67	0.42	0.62	1.05	0.70	0.84	1.34	1.00	0.87
BE0014R	zinc	14.2	5.3	6.5	10.5	18.4	9.9	14.5	16.6	11.4	19.7	5.7	6.5	11.8
CZ0001R	zinc	10.2	20.2	15.5	29.6	7.0	9.2	9.8	27.1	12.5	23.5	26.1	28.6	14.2
CZ0003R	zinc	48.5	29.9	25.7	125.7	6.1	32.1	23.3	12.4	28.9	41.7	16.7	23.7	25.1
DE0001R	zinc	9.4	19.1	26.1	29.6	17.2	10.6	4.2	5.6	5.3	6.7	2.5	2.3	8.6
DE0002R	zinc	2.7	5.2	5.4	-	4.8	6.0	3.9	2.7	4.2	5.7	4.9	4.3	4.3
DE0003R	zinc	4.8	4.2	7.9	20.2	6.5	5.0	5.9	4.7	6.3	9.6	8.4	2.5	5.8
DE0007R	zinc	4.3	7.8	7.5	999.9	8.6	5.1	8.1	4.2	4.3	100.7	6.6	71.6	11.4
DE0008R	zinc	10.6	5.7	4.8	11.3	13.2	7.5	6.4	5.9	7.1	9.3	10.4	7.0	8.3
DE0009R	zinc	6.3	10.0	12.7	-	13.7	5.1	4.7	6.1	4.9	7.5	5.9	3.1	6.8
DK0008R	zinc	7.0	13.9	8.6	28.8	56.1	7.3	3.3	6.8	5.7	7.3	11.4	3.3	9.7
DK0020R	zinc	4.7	9.5	11.9	6.7	6.7	6.3	5.4	4.6	6.8	20.8	6.5	4.5	6.9
DK0022R	zinc	1.2	5.3	4.7	20.8	7.6	3.2	2.8	7.5	3.4	7.2	4.7	7.1	4.4
DK0031R	zinc	7.3	9.2	21.2	18.3	7.9	7.3	4.0	5.0	4.3	5.1	4.0	4.0	6.9
EE0009R	zinc	5.0	5.0	5.0	5.0	5.0	10.0	5.0	5.0	5.0	5.0	5.0	5.0	5.4
EE0011R	zinc	5.0	5.0	5.0	52.0	10.0	5.0	5.0	5.0	5.0	12.0	5.0	14.0	7.5
ES0008R	zinc	91.5	24.4	29.7	31.5	319.0	91.4	102.3	19.3	64.7	93.0	58.9	54.0	80.2
ES0009R	zinc	353.8	47.9	48.7	57.1	31.3	52.7	150.8	65.0	30.1	57.5	55.2	70.6	52.0
FI0008R	zinc	0.6	4.5	8.6	1.1	1.8	1.0	2.3	1.1	1.4	1.2	1.5	2.2	1.7
FI0017R	zinc	5.7	15.9	18.7	5.5	4.6	5.2	4.3	6.1	3.7	6.8	9.4	10.4	6.2
FI0022R	zinc	0.9	2.8	1.9	1.9	1.9	1.7	1.4	5.7	0.6	2.7	1.8	1.2	2.0
FI0036R	zinc	0.7	1.9	12.3	1.1	1.5	3.1	0.8	1.6	1.2	0.9	1.4	1.0	1.5
FI0053R	zinc	3.2	18.9	4.7	7.8	2.7	3.0	1.6	2.4	1.3	5.4	4.1	3.7	3.2
FI0092R	zinc	1.6	2.9	4.4	1.6	3.7	1.2	1.7	3.4	1.7	7.7	3.6	2.3	2.7
FI0093R	zinc	1.6	4.2	7.4	2.8	4.8	2.2	2.9	3.2	2.2	6.4	5.7	3.6	3.4

Site	Comp	Jan	Feb	Mar	Apr	May	Jun	Jul	Aug	Sep	Oct	Nov	Dec	Annual
FR0013R	zinc	5.0	3.7	3.4	3.7	3.4	3.0	3.4	3.7	5.3	5.2	3.5	1.5	3.6
FR0090R	zinc	1.2	0.9	4.3	17.1	2.2	1.4	2.9	5.2	4.3	8.0	4.2	1.3	3.3
GB0006R	zinc	28.8	1.2	0.5	0.9	0.5	0.5	0.5	0.5	0.5	0.5	0.5	3.2	5.0
GB0013R	zinc	1.2	0.9	0.8	15.5	2.0	0.6	0.7	0.7	5.5	3.1	0.7	1.4	1.2
GB0017R	zinc	1.9	3.9	5.1	11.3	11.5	10.8	2.7	3.6	4.5	4.5	-	-	7.2
GB0091R	zinc	1.2	2.0	1.8	8.2	1.9	0.5	1.0	1.2	1.0	1.7	1.1	3.2	1.5
GB0091R	zinc	1.2	2.0	1.8	8.2	1.9	0.5	1.0	1.2	1.0	1.7	1.1	3.2	1.5
IE0001R	zinc	-	1.7	0.5	7.4	19.7	38.5	22.1	9.8	3.7	0.5	5.9	0.5	9.6
IS0090R	zinc	16.8	7.3	5.9	7.9	16.9	12.2	9.4	2.3	1.5	2.5	3.7	2.0	4.9
IS0091R	zinc	5.2	5.0	9.5	8.0	5.7	15.6	15.3	2.8	7.2	8.4	12.3	9.8	8.5
IT0001R	zinc	67.9	25.0	28.4	29.1	14.6	15.7	-	82.3	59.9	19.5	14.9	27.4	30.8
LV0010R	zinc	22.6	20.8	50.3	45.2	22.6	29.9	15.2	17.9	15.8	47.3	17.2	26.3	22.6
LV0016R	zinc	26.9	37.7	42.9	35.8	17.8	18.4	20.0	11.6	15.0	39.7	23.9	38.7	24.0
NO0001R	zinc	1.1	4.1	3.6	4.1	2.0	2.1	2.5	2.7	3.3	6.1	3.9	1.5	2.8
NO0039R	zinc	0.6	0.6	1.8	0.7	0.9	1.4	1.0	1.1	0.7	0.7	1.2	0.8	0.9
NO0055R	zinc	5.3	4.9	4.2	8.0	4.1	1.8	3.1	7.4	3.2	7.8	5.0	5.5	4.7
NO0056R	zinc	5.9	17.9	10.0	16.0	9.0	4.2	5.9	6.9	8.5	61.2	12.5	14.1	10.3
PL0004R	zinc	2.5	5.4	4.4	7.9	7.6	5.1	3.9	2.1	3.5	3.6	2.7	2.6	3.8
PL0005R	zinc	2.8	2.5	7.5	3.3	3.8	2.7	2.8	3.4	2.0	5.7	7.2	11.2	4.1
PT0001R	zinc	-	13.1	-	6.1	-	30.2	-	-	-	-	-	-	-
PT0003R	zinc	0.7	9.3	1.0	21.6	1.0	-	-	-	-	-	-	-	-
PT0004R	zinc	100.0	1.0	20.0	4.5	4.3	3.3	-	-	-	-	-	-	-
PT0010R	zinc	116.7	9.0	3.0	8.3	10.0	2.8	1.0	-	-	-	-	-	-
SE0051R	zinc	3.3	-	5.8	6.3	12.6	5.0	2.3	7.7	5.8	13.1	20.3	8.8	6.4
SE0097R	zinc	9.5	9.4	8.1	3.5	4.4	4.7	2.7	5.7	4.2	5.9	9.0	3.9	5.1
SK0002R	zinc	12.8	16.6	8.5	42.4	6.1	13.2	55.4	11.4	32.2	18.2	53.5	10.9	20.4
SK0004R	zinc	9.3	12.3	9.3	58.3	6.1	8.1	10.3	8.2	7.3	10.1	10.4	9.3	10.7
SK0006R	zinc	13.2	14.0	17.2	20.7	7.2	5.4	16.3	11.3	5.0	6.2	9.1	7.3	9.8
SK0007R	zinc	15.4	10.2	22.5	-	4.3	7.1	15.6	11.2	4.1	6.1	7.4	30.7	9.2
BE0014R	precipitation_amount	77	82	45	0	59	136	123	76	62	50	45	64	819
BE0014R	precipitation_amount (Hg)	85	98	54	1	75	157	143	79	86	46	52	91	964
CZ0001R	precipitation_amount	84	46	114	6	94	91	81	21	202	50	87	41	918
CZ0003R	precipitation_amount	61	41	47	2	70	36	94	61	107	31	84	29	663
DE0001R	precipitation_amount	102	71	41	2	73	72	90	48	61	38	72	54	722
DE0001R	precipitation_amount (Hg)	102	61	36	2	73	71	88	48	60	37	64	53	696
DE0002R	precipitation_amount	118	49	77	1	99	77	83	98	52	36	76	31	796
DE0002R	precipitation_amount (Hg)	123	52	80	1	104	80	86	101	55	37	81	33	833
DE0003R	precipitation_amount	93	154	179	6	217	219	221	150	121	23	144	180	1707
DE0003R	precipitation_amount (Hg)	100	161	184	7	236	229	228	153	147	24	133	185	1787
DE0007R	precipitation_amount	75	53	52	1	129	146	119	87	69	21	43	21	816

Site	Comp	Jan	Feb	Mar	Apr	May	Jun	Jul	Aug	Sep	Oct	Nov	Dec	Annual
DE0008R	precipitation_amount	165	97	111	11	172	186	240	82	175	45	200	92	1576
DE0008R	precipitation_amount (Hg)	162	99	113	11	174	203	261	99	198	50	214	98	1681
DE0009R	precipitation_amount	86	44	44	3	74	153	132	51	65	34	44	41	771
DE0009R	precipitation_amount (Hg)	90	25	61	20	91	157	124	57	64	34	42	48	814
DK0008R	precipitation_amount	83	28	32	12	38	108	150	47	75	22	12	32	639
DK0020R	precipitation_amount	63	17	40	16	53	56	150	59	38	18	55	50	615
DK0022R	precipitation_amount	164	79	62	15	56	97	111	45	107	41	78	36	892
DK0031R	precipitation_amount	136	86	49	13	86	159	117	40	123	46	58	94	1007
EE0009R	precipitation_amount	67	20	28	25	63	47	47	66	116	74	49	23	624
EE0011R	precipitation_amount	114	19	43	21	15	74	110	79	57	38	76	44	689
ES0008R	precipitation_amount	126	93	143	138	103	59	35	99	41	69	76	36	1016
ES0009R	precipitation_amount	3	46	15	59	97	50	3	50	28	72	23	5	452
FI0008R	precipitation_amount	31	11	4	14	39	37	74	70	20	27	31	24	380
FI0017R	precipitation_amount	51	12	17	34	70	47	92	51	121	30	45	44	613
FI0022R	precipitation_amount	48	16	45	18	51	36	80	61	52	33	39	40	517
FI0036R	precipitation_amount	54	30	5	16	66	70	72	84	78	43	54	40	610
FI0053R	precipitation_amount	29	6	25	20	40	25	87	72	53	35	25	37	452
FI0092R	precipitation_amount	56	21	31	39	86	64	117	59	110	45	31	74	732
FI0093R	precipitation_amount	51	21	17	34	33	60	120	65	75	42	40	48	605
FI0096G	precipitation_amount (Hg)	29	0	21	9	31	13	89	87	87	23	16	31	436
FR0013R	precipitation_amount	20	70	91	79	97	63	36	59	37	38	23	58	671
FR0013R	precipitation_amount (Hg)	21	70	94	79	89	35	28	-	-	-	-	-	-
FR0090R	precipitation_amount	113	164	102	62	123	149	145	91	45	26	105	102	1225
GB0006R	precipitation_amount	212	70	110	40	121	128	152	117	122	82	133	156	1444
GB0013R	precipitation_amount	157	255	109	11	136	202	104	88	43	42	169	84	1403
GB0013R	precipitation_amount (Hg)	196	162	155	24	78	161	117	85	29	61	71	122	1262
GB0017R	precipitation_amount	65	59	30	62	117	110	78	36	23	6	-	-	586
GB0017R	precipitation_amount (Hg)	56	23	37	69	71	60	32	32	9	-	-	-	-
GB0091R	precipitation_amount	49	104	22	11	81	165	89	39	51	38	124	54	827
GB0091R	precipitation_amount	49	104	22	11	81	165	89	39	51	38	124	54	827
GB0091R	precipitation_amount (Hg)	41	36	40	60	99	63	42	32	22	30	31	80	574
HU0002R	precipitation_amount	11	37	15	0	43	25	21	34	23	18	33	50	309
IE0001R	precipitation_amount	105	201	111	51	77	153	76	106	74	106	98	189	1347
IS0090R	precipitation_amount	49	40	134	85	27	25	23	85	145	156	114	158	1041
IS0091R	precipitation_amount	98	63	197	220	48	42	24	103	328	289	201	270	1883
IT0001R	precipitation_amount	83	76	82	40	68	29	0	5	25	76	58	15	558
LV0010R	precipitation_amount	75	43	30	24	69	78	233	51	83	39	142	78	947
LV0016R	precipitation_amount	112	22	29	33	80	75	115	88	61	63	62	35	777
NL0091R	precipitation_amount (Hg)	83	71	62	0	79	109	121	30	79	23	50	53	760
NO0001R	precipitation_amount	161	113	89	26	110	102	178	146	77	74	116	154	1346
NO0001R	precipitation_amount (Hg)	157	153	87	37	138	119	191	152	77	70	101	161	1441

Site	Comp	Jan	Feb	Mar	Apr	May	Jun	Jul	Aug	Sep	Oct	Nov	Dec	Annual
NO0039R	precipitation_amount	246	102	95	140	62	49	168	221	283	192	297	47	1901
NO0047R	precipitation_amount	27	12	9	15	33	69	33	68	55	26	29	28	403
NO0055R	precipitation_amount	26	11	9	22	53	70	76	74	44	27	35	35	482
NO0056R	precipitation_amount	92	54	21	32	72	103	171	90	97	26	70	82	909
PL0004R	precipitation_amount	131	30	37	29	49	67	104	80	69	42	83	55	775
PL0005R	precipitation_amount	102	25	32	22	35	24	102	61	48	38	73	14	576
PT0001R	precipitation_amount_off	12	112	14	82	35	61	11	33	27	32	32	9	460
PT0003R	precipitation_amount_off	50	205	28	33	93	133	48	26	47	23	43	63	792
PT0004R	precipitation_amount_off	20	74	12	23	45	46	0	0	9	19	58	50	355
PT0010R	precipitation_amount_off	132	117	36	162	16	107	25	4	44	69	161	102	977
SE0014R	precipitation_amount (Hg)	46	15	21	23	79	97	98	63	108	16	47	19	632
SE0051R	precipitation_amount	177	47	43	44	71	130	208	65	94	59	43	69	1049
SE0097R	precipitation_amount	1	43	103	39	80	143	160	83	150	48	93	225	1166
SK0002R	precipitation_amount	72	71	148	67	86	124	31	98	106	39	65	34	940
SK0004R	precipitation_amount	93	18	45	30	73	165	19	130	23	38	37	3	673
SK0006R	precipitation_amount	122	44	30	16	28	17	22	40	165	44	71	28	625
SK0007R	precipitation_amount	37	31	11	0	71	68	22	123	90	64	36	20	571

Annex 6

Monthly and annual mean values for heavy metals in air

Site	Comp	Matrix	Jan	Feb	Mar	Apr	May	Jun	Jul	Aug	Sep	Oct	Nov	Dec	Annual
DK0003R	aluminium	aerosol	-41	39	142	230	175	279	68	319	133	122	144	118	144
DK0005R	aluminium	aerosol	14	42	109	187	128	141	60	146	160	124	131	117	112
DK0008R	aluminium	aerosol	20	55	108	123	119	149	83	157	182	173	147	134	120
DK0031R	aluminium	aerosol	-62	45	147	200	122	163	83	173	181	113	144	128	119
ES1778R	aluminium	pm10	96	43	106	215	270	126	205	241	264	183	194	80	160
ES1778R	aluminium	pm25	43	15	19	103	104	25	38	43	90	60	50	24	48
FI0017R	aluminium	aerosol	-	-	124	149	108	388	210	233	136	395	97	57	177
FI0036R	aluminium	aerosol	3	10	31	16	12	22	7	11	8	13	4	3	12
FI0037R	aluminium	aerosol	-	-	-	31	45	74	17	54	31	37	12	8	34
IS0091R	aluminium	aerosol	71	727	65	66	572	432	138	396	780	161	210	207	315
DE0001R	antimony	aerosol	0.366	0.845	0.690	0.544	0.676	0.337	0.243	0.306	0.235	0.532	0.472	0.546	0.484
DE0002R	antimony	aerosol	0.503	0.801	0.833	0.503	0.758	0.520	0.438	0.421	0.626	0.842	0.698	0.764	0.642
DE0007R	antimony	aerosol	0.285	2.193	1.207	1.774	0.620	0.626	0.803	0.564	0.598	0.845	0.622	0.530	0.877
DE0008R	antimony	aerosol	0.180	0.313	0.610	0.721	0.457	1.151	0.701	0.917	1.238	0.575	0.200	0.211	0.620
DE0009R	antimony	aerosol	0.265	0.731	0.687	0.688	0.398	0.378	0.307	0.389	0.301	0.518	0.578	0.424	0.470
ES1778R	antimony	pm10	0.425	0.374	0.362	0.351	0.344	0.339	0.494	0.310	0.670	0.436	0.856	0.422	0.431
ES1778R	antimony	pm25	0.254	0.213	0.320	0.413	0.259	0.289	0.368	0.169	0.596	0.412	0.385	0.280	0.321
AT0002R	arsenic	pm10	0.693	0.789	0.775	0.754	0.335	0.557	0.877	0.728	0.399	0.619	0.586	0.675	0.650
AT0005R	arsenic	pm10	0.138	0.134	0.305	0.323	0.093	0.196	0.192	0.028	-	-0.013	0.001	0.000	0.126
AT0048R	arsenic	pm10	0.140	0.172	0.392	0.298	0.110	0.117	0.000	0.116	0.032	0.322	0.022	0.000	0.149
BE0014R	arsenic	aerosol	0.818	1.351	1.416	1.254	0.628	0.647	1.007	0.606	0.649	1.127	0.924	0.727	0.937
CY0002R	arsenic	aerosol	0.136	0.251	0.089	0.228	0.348	0.068	0.056	0.095	0.039	-	0.130	0.140	0.144
CZ0001R	arsenic	pm10	0.823	1.128	1.064	1.000	0.755	0.507	0.719	0.623	0.524	1.476	1.119	-	0.854
CZ0003R	arsenic	pm10	0.773	0.918	1.099	0.839	0.602	0.510	0.286	0.489	0.410	1.733	0.866	1.482	0.840
CZ0003R	arsenic	pm25	0.594	0.840	0.872	0.717	0.420	0.323	0.231	0.359	0.345	1.604	0.654	1.215	0.675
DE0001R	arsenic	aerosol	0.279	0.842	0.636	0.502	0.290	0.259	0.164	0.288	0.208	0.385	0.484	0.420	0.397
DE0002R	arsenic	aerosol	0.264	1.037	0.731	0.578	0.721	0.531	0.302	0.419	0.288	0.476	0.672	0.379	0.531
DE0003R	arsenic	aerosol	0.093	0.157	0.227	0.557	0.351	0.255	0.154	0.223	0.244	0.421	0.093	0.096	0.239
DE0007R	arsenic	aerosol	0.176	1.172	0.707	0.735	0.363	0.368	0.265	0.500	0.348	0.647	0.773	0.538	0.544
DE0008R	arsenic	aerosol	0.143	0.212	0.568	0.685	0.484	0.407	0.190	0.237	0.189	0.514	0.149	0.299	0.344
DE0009R	arsenic	aerosol	0.201	0.991	0.607	0.559	0.350	0.252	0.229	0.284	0.265	0.400	0.448	0.485	0.419
DK0003R	arsenic	aerosol	0.229	0.475	0.774	0.520	0.292	0.417	0.139	0.370	0.426	1.382	0.601	0.619	0.526
DK0005R	arsenic	aerosol	0.092	0.437	0.300	0.280	0.190	0.120	0.079	0.256	0.214	0.283	0.311	0.131	0.226
DK0008R	arsenic	aerosol	0.101	0.293	0.407	0.299	0.205	0.224	0.169	0.208	0.246	0.286	0.237	0.252	0.243
DK0031R	arsenic	aerosol	0.076	0.317	0.325	0.305	0.160	0.221	0.112	0.212	0.162	0.410	0.404	0.252	0.246
EE0009R	arsenic	aerosol	1.023	1.425	0.681	0.160	0.200	0.200	0.226	0.355	0.313	0.273	0.247	0.410	0.455
ES0008R	arsenic	pm10	-	-	0.160	0.380	0.127	0.118	0.065	0.182	0.225	0.347	0.194	0.205	0.208
ES0009R	arsenic	pm10	0.063	0.050	0.073	0.050	0.070	0.050	0.103	-	0.050	0.050	0.050	0.050	0.060
ES0013R	arsenic	pm10	-	-	-	-	-	-	-	0.110	-	-	-	-	-

Site	Comp	Matrix	Jan	Feb	Mar	Apr	May	Jun	Jul	Aug	Sep	Oct	Nov	Dec	Annual
ES0014R	arsenic	pm10	-	-	-	-	-	-	-	-	-	-	0.145	-	-
ES0016R	arsenic	pm10	-	-	-	-	-	-	-	-	0.087	-	-	-	-
ES1778R	arsenic	pm10	0.175	0.183	0.206	0.255	0.245	0.211	0.261	0.279	0.340	0.302	0.369	0.160	0.238
ES1778R	arsenic	pm25	0.164	0.202	0.194	0.270	0.242	0.226	0.248	0.262	0.329	0.304	0.236	0.137	0.225
FI0017R	arsenic	aerosol	-	-	0.236	0.167	0.136	0.335	0.207	0.344	0.616	0.960	0.303	0.327	0.316
FI0036R	arsenic	aerosol	0.101	0.248	0.151	0.058	0.040	0.045	0.127	0.062	0.143	0.165	0.102	0.069	0.108
FI0037R	arsenic	aerosol	-	-	-	0.158	0.173	0.130	0.121	0.172	0.486	0.658	0.205	0.169	0.236
FR0013R	arsenic	aerosol	0.114	0.065	0.024	0.024	0.024	0.040	0.126	0.193	0.159	0.024	0.025	0.025	0.072
GB0013R	arsenic	pm10	0.175	0.444	0.675	0.934	0.425	0.301	0.129	0.340	0.347	0.613	1.135	0.947	0.519
GB0017R	arsenic	pm10	0.618	0.688	0.443	0.338	0.381	0.410	0.441	0.455	-	-	-	-	0.473
GB0091R	arsenic	pm10	0.096	0.525	0.543	0.282	0.275	0.239	0.199	0.168	0.144	0.376	0.453	0.409	0.303
GB0091R	arsenic	pm10	0.118	0.542	0.543	0.282	0.275	0.239	0.199	0.168	0.144	0.376	0.563	0.422	0.317
IS0091R	arsenic	aerosol	0.054	0.166	0.050	0.085	0.112	0.100	0.055	0.094	0.085	0.035	0.080	0.084	0.082
LV0010R	arsenic	aerosol	0.151	0.360	0.581	0.206	0.246	0.313	0.196	0.384	0.157	0.099	0.105	0.194	0.250
LV0016R	arsenic	aerosol	0.124	0.371	0.492	0.234	0.256	0.388	0.386	0.605	0.351	0.491	0.766	0.344	0.393
NL0008R	arsenic	aerosol	0.403	0.986	0.794	0.657	0.305	0.470	0.313	0.185	0.339	0.601	0.543	0.850	0.568
NL0009R	arsenic	aerosol	0.169	0.339	0.561	0.602	0.290	0.374	0.285	0.398	0.186	0.453	0.381	0.381	0.373
NL0010R	arsenic	aerosol	-	-	-	-	0.464	0.538	0.412	0.258	0.261	0.458	0.492	0.361	0.434
NO0001R	arsenic	pm10	0.095	0.272	0.343	0.307	0.202	0.233	0.122	0.185	0.113	0.372	0.124	0.132	0.208
NO0042G	arsenic	aerosol	0.123	0.044	0.067	0.072	0.017	0.011	0.014	0.023	0.010	0.009	0.051	0.169	0.046
PL0005R	arsenic	pm10	0.494	0.468	0.557	0.500	0.471	0.120	0.255	0.290	0.437	0.645	0.773	1.048	0.501
SE0014R	arsenic	aerosol	0.447	0.811	0.690	0.653	0.392	0.220	0.187	0.250	0.250	0.529	0.230	0.292	0.410
SI0008R	arsenic	pm10	0.479	0.417	0.987	0.697	0.735	0.972	0.548	0.849	0.468	0.721	0.330	0.363	0.635
SK0002R	arsenic	pm10	0.019	0.046	0.140	0.244	0.243	0.228	0.183	0.174	0.123	0.124	0.026	0.014	0.130
SK0004R	arsenic	pm10	0.494	0.656	0.616	0.406	0.399	0.284	0.361	0.474	0.543	0.671	0.427	0.819	0.515
SK0006R	arsenic	pm10	0.512	0.594	0.586	0.489	0.356	0.225	0.368	0.480	0.414	0.371	0.581	0.550	0.450
SK0007R	arsenic	pm10	0.680	0.831	1.091	1.028	0.781	0.526	0.336	0.511	0.474	1.541	0.898	1.210	0.821
ES1778R	barium	pm10	3.670	2.798	3.558	4.143	5.179	4.194	6.387	32.274	11.245	5.507	9.700	26.782	7.823
ES1778R	barium	pm25	2.465	1.667	1.552	3.144	3.431	2.352	2.084	15.139	18.874	1.344	2.646	7.807	4.884
ES1778R	bismuth	pm10	0.059	0.091	0.055	0.005	0.048	0.063	0.079	0.074	0.124	0.056	0.127	0.053	0.065
ES1778R	bismuth	pm25	0.031	0.059	0.055	0.005	0.047	0.063	0.084	0.062	0.157	0.055	0.102	0.051	0.061
AT0002R	cadmium	pm10	0.232	0.238	0.236	0.415	0.147	0.200	0.106	0.112	0.170	0.244	0.142	0.333	0.213
AT0005R	cadmium	pm10	0.037	0.035	0.159	0.217	0.080	0.150	0.148	0.050	-	0.028	0.035	0.047	0.086
AT0048R	cadmium	pm10	0.013	0.049	0.128	0.167	0.053	0.124	0.024	0.052	0.044	0.084	0.030	0.042	0.068
BE0014R	cadmium	aerosol	0.276	0.389	0.458	0.473	0.202	0.187	0.232	0.173	0.172	0.104	0.130	0.106	0.244
CY0002R	cadmium	aerosol	0.056	0.077	0.043	0.090	0.402	0.037	0.019	0.030	0.027	0.011	0.035	0.071	0.070
CZ0001R	cadmium	pm10	0.143	0.238	0.469	0.303	0.173	0.201	0.138	0.120	0.143	0.256	0.176	-	0.214
CZ0003R	cadmium	pm10	0.122	0.183	0.311	0.275	0.139	0.118	0.066	0.091	0.087	0.254	0.143	0.199	0.166

Site	Comp	Matrix	Jan	Feb	Mar	Apr	May	Jun	Jul	Aug	Sep	Oct	Nov	Dec	Annual
CZ0003R	cadmium	pm25	0.104	0.176	0.251	0.257	0.112	0.093	0.075	0.071	0.081	0.239	0.106	0.188	0.144
DE0001R	cadmium	aerosol	0.052	0.222	0.294	0.134	0.053	0.079	0.033	0.057	0.045	0.120	0.114	0.117	0.111
DE0002R	cadmium	aerosol	0.081	0.249	0.309	0.174	0.180	0.150	0.063	0.086	0.089	0.180	0.195	0.195	0.162
DE0003R	cadmium	aerosol	0.042	0.078	0.128	0.173	0.105	0.091	0.052	0.071	0.085	0.121	0.031	0.025	0.083
DE0007R	cadmium	aerosol	0.082	0.335	0.336	0.184	0.094	0.098	0.073	0.099	0.103	0.233	0.201	0.155	0.165
DE0008R	cadmium	aerosol	0.056	0.069	0.243	0.195	0.112	0.086	0.060	0.052	0.075	0.112	0.048	0.065	0.099
DE0009R	cadmium	aerosol	0.079	0.249	0.240	0.300	0.130	0.140	0.049	0.083	0.055	0.110	0.171	0.142	0.145
EE0009R	cadmium	aerosol	0.123	0.246	0.490	0.167	0.135	0.157	0.100	0.123	0.140	0.155	0.113	0.126	0.173
ES0008R	cadmium	pm10	0.090	0.100	0.080	0.232	0.070	0.105	0.017	0.055	0.100	0.117	0.060	0.093	0.093
ES0009R	cadmium	pm10	0.025	0.013	0.037	0.040	0.020	0.020	0.023	-	0.010	0.010	0.022	0.015	0.021
ES0013R	cadmium	pm10	-	-	-	-	-	-	-	0.017	-	-	-	-	-
ES0014R	cadmium	pm10	-	-	-	-	-	-	-	-	-	-	0.050	-	-
ES0016R	cadmium	pm10	-	-	-	-	-	-	-	-	0.023	-	-	-	-
ES1778R	cadmium	pm10	0.116	0.110	0.092	0.087	0.084	0.040	0.064	0.077	0.127	0.200	0.223	0.085	0.106
ES1778R	cadmium	pm25	0.086	0.122	0.092	0.122	0.143	0.073	0.081	0.065	0.156	0.279	0.267	0.098	0.127
FI0017R	cadmium	aerosol	-	-	0.188	0.060	0.068	0.051	0.054	0.104	0.175	0.243	0.118	0.101	0.105
FI0036R	cadmium	aerosol	0.024	0.068	0.057	0.014	0.013	0.009	0.021	0.013	0.024	0.041	0.026	0.018	0.027
FI0037R	cadmium	aerosol	-	-	-	0.034	0.031	0.044	0.025	0.043	0.111	0.208	0.062	0.049	0.063
FR0013R	cadmium	aerosol	0.103	0.029	0.043	0.137	0.026	0.026	0.027	0.044	0.072	0.125	0.014	0.010	0.055
GB0013R	cadmium	pm10	0.034	0.056	0.145	0.240	0.065	0.033	0.022	0.049	0.047	0.108	0.111	0.214	0.089
GB0017R	cadmium	pm10	0.130	0.124	0.167	0.062	0.091	0.057	0.065	0.086	-	-	-	-	0.106
GB0091R	cadmium	pm10	0.020	0.064	0.116	0.074	0.028	0.040	0.012	0.015	0.015	0.051	0.050	0.045	0.044
GB0091R	cadmium	pm10	0.020	0.064	0.116	0.074	0.028	0.040	0.012	0.015	0.015	0.051	0.050	0.045	0.044
IS0091R	cadmium	aerosol	0.037	0.022	0.063	0.048	0.016	0.114	0.025	0.030	0.029	0.005	0.009	0.167	0.047
LV0010R	cadmium	aerosol	0.066	0.072	0.400	0.185	0.037	0.137	0.122	0.216	0.049	0.034	0.041	0.033	0.118
LV0016R	cadmium	aerosol	0.053	0.186	0.315	0.084	0.055	0.038	0.041	0.086	0.084	0.144	0.168	0.096	0.111
NL0008R	cadmium	aerosol	0.170	0.245	0.304	0.220	0.073	0.164	0.133	0.078	0.138	0.174	0.216	0.377	0.193
NL0009R	cadmium	aerosol	0.065	0.132	0.194	0.170	0.073	0.132	0.063	0.052	0.086	0.112	0.119	0.165	0.118
NL0010R	cadmium	aerosol	-	-	-	-	0.130	0.151	0.252	0.071	0.091	0.160	0.126	0.236	0.150
NO0001R	cadmium	pm10	0.036	0.072	0.122	0.061	0.027	0.047	0.020	0.039	0.023	0.066	0.026	0.026	0.047
NO0042G	cadmium	aerosol	0.018	0.008	0.014	0.023	0.004	0.023	0.002	0.009	0.002	0.003	0.010	0.037	0.012
PL0005R	cadmium	pm10	0.045	0.221	0.286	0.000	0.142	0.103	0.074	0.045	0.087	0.352	0.253	0.403	0.167
SE0014R	cadmium	aerosol	0.026	0.116	0.190	0.101	0.044	0.080	0.026	0.057	0.040	0.066	0.030	0.045	0.068
SI0008R	cadmium	pm10	0.116	0.082	0.196	0.236	0.113	0.040	0.060	0.023	0.009	0.084	0.051	0.118	0.095
SK0002R	cadmium	pm10	0.013	0.018	0.062	0.122	0.065	0.062	0.053	0.061	0.036	0.033	0.012	0.026	0.046
SK0004R	cadmium	pm10	0.113	0.217	0.371	0.246	0.197	0.083	0.109	0.143	0.129	0.212	0.147	0.479	0.203
SK0006R	cadmium	pm10	0.488	0.262	0.446	0.257	0.214	0.163	0.221	0.221	0.198	0.248	0.277	0.591	0.285
SK0007R	cadmium	pm10	0.218	0.275	0.381	0.312	0.219	0.117	0.106	0.142	0.184	0.394	0.371	0.696	0.283
ES1778R	cerium	pm10	0.242	0.219	0.323	0.554	0.862	0.389	0.609	0.533	0.611	0.421	0.406	0.200	0.429
ES1778R	cerium	pm25	0.098	0.205	0.129	0.315	0.335	0.163	0.310	0.172	0.268	0.143	0.085	0.076	0.184

Site	Comp	Matrix	Jan	Feb	Mar	Apr	May	Jun	Jul	Aug	Sep	Oct	Nov	Dec	Annual
BE0014R	chromium	aerosol	4.750	4.360	5.544	4.957	5.176	5.538	6.116	5.245	6.123	7.653	6.947	4.193	5.640
DK0003R	chromium	aerosol	0.190	0.323	0.758	0.215	0.363	0.717	0.197	0.561	0.274	0.800	0.255	0.513	0.434
DK0005R	chromium	aerosol	0.162	0.286	0.631	0.131	0.304	0.473	0.167	0.564	0.647	0.641	0.428	0.542	0.422
DK0008R	chromium	aerosol	0.149	0.236	0.507	0.037	0.248	0.524	0.128	0.385	-0.034	0.551	0.192	0.556	0.287
DK0031R	chromium	aerosol	0.069	0.189	0.495	-0.008	0.189	0.545	0.114	0.265	0.260	0.363	0.031	0.443	0.252
ES0008R	chromium	pm10	-	-	0.775	0.775	1.636	0.775	0.775	0.775	0.989	2.010	0.775	0.775	1.054
ES0009R	chromium	pm10	0.775	0.775	0.775	0.775	0.775	0.775	0.775	-	0.775	0.775	0.775	0.775	0.775
ES0013R	chromium	pm10	-	-	-	-	-	-	-	0.775	-	-	-	-	-
ES0014R	chromium	pm10	-	-	-	-	-	-	-	-	-	-	8.165	-	-
ES0016R	chromium	pm10	-	-	-	-	-	-	-	-	0.775	-	-	-	-
ES1778R	chromium	pm10	0.941	0.546	0.370	0.655	1.235	1.105	1.304	3.189	1.181	0.438	1.250	2.450	1.129
ES1778R	chromium	pm25	0.443	0.389	0.156	0.486	0.975	1.340	1.105	3.042	1.875	0.421	2.192	1.735	1.101
FI0017R	chromium	aerosol	-	-	0.293	0.407	0.095	0.272	0.172	0.385	0.514	1.309	0.211	0.160	0.311
FI0036R	chromium	aerosol	0.038	0.124	0.116	0.075	0.051	0.045	0.051	0.057	0.142	0.121	0.016	0.037	0.071
FI0037R	chromium	aerosol	-	-	-	0.063	0.193	0.144	0.066	0.163	0.214	0.389	0.008	0.084	0.140
FR0013R	chromium	aerosol	1.397	0.981	0.523	2.084	3.402	1.215	1.613	1.271	2.391	2.363	3.169	2.934	1.919
GB0013R	chromium	pm10	0.681	0.611	0.866	1.518	0.865	0.723	0.612	0.557	0.422	0.805	0.775	1.090	0.776
GB0017R	chromium	pm10	1.164	1.198	0.622	0.830	0.670	0.940	0.504	1.438	-	-	-	-	0.853
GB0091R	chromium	pm10	0.689	0.995	0.532	0.808	0.797	1.104	0.447	0.419	0.437	0.378	0.210	0.482	0.608
GB0091R	chromium	pm10	0.689	0.995	0.532	0.808	0.797	1.104	0.447	0.419	0.437	0.378	0.210	0.482	0.608
IS0091R	chromium	aerosol	5.394	7.527	8.242	18.250	2.313	4.175	1.604	7.546	9.640	7.557	12.516	9.639	7.821
LV0010R	chromium	aerosol	0.690	0.210	0.953	0.488	0.548	0.838	0.361	0.744	0.335	0.140	0.098	0.136	0.447
LV0016R	chromium	aerosol	0.065	0.253	0.452	0.419	0.524	0.836	0.745	1.052	0.362	0.243	0.450	0.335	0.447
NO0001R	chromium	pm10	0.892	1.012	0.771	0.848	0.409	0.289	0.178	0.406	0.233	0.397	0.188	0.604	0.515
NO0042G	chromium	aerosol	0.103	0.044	0.067	0.064	0.034	0.106	0.041	0.121	0.063	0.078	0.066	0.097	0.073
PL0005R	chromium	pm10	1.485	1.746	0.656	0.690	1.436	1.475	0.910	0.955	0.908	1.122	0.747	0.883	1.131
SK0002R	chromium	pm10	0.965	0.628	0.376	1.185	0.288	0.528	0.398	0.344	1.206	0.245	0.229	0.661	0.582
SK0004R	chromium	pm10	0.906	0.270	0.930	0.453	0.532	0.103	0.282	0.383	0.849	0.260	0.120	0.585	0.488
SK0006R	chromium	pm10	1.522	0.458	0.742	0.501	0.506	0.281	0.323	0.797	1.231	0.476	0.236	0.387	0.587
SK0007R	chromium	pm10	0.587	0.401	1.007	1.393	1.437	1.501	0.888	0.792	0.640	1.918	0.560	1.012	1.021
DE0001R	cobalt	aerosol	0.025	0.048	0.105	0.084	0.048	0.091	0.039	0.052	0.026	0.068	0.049	0.068	0.059
DE0002R	cobalt	aerosol	0.032	0.057	0.104	0.050	0.089	0.051	0.048	0.032	0.037	0.050	0.060	0.056	0.056
DE0003R	cobalt	aerosol	0.028	0.034	0.041	0.115	0.097	0.051	0.066	0.043	0.063	0.094	0.017	0.018	0.055
DE0007R	cobalt	aerosol	0.031	0.059	0.079	0.078	0.055	0.043	0.038	0.044	0.057	0.089	0.077	0.070	0.060
DE0008R	cobalt	aerosol	0.019	0.015	0.049	0.394	0.091	0.048	0.039	0.042	0.046	0.053	0.016	0.019	0.069
DE0009R	cobalt	aerosol	0.027	0.068	0.085	0.105	0.101	0.123	0.060	0.082	0.061	0.066	0.079	0.059	0.076
ES1778R	cobalt	pm10	0.076	0.063	0.077	0.115	0.153	0.098	0.108	0.142	0.164	0.092	0.114	0.117	0.104
ES1778R	cobalt	pm25	0.045	0.046	0.040	0.072	0.088	0.055	0.050	0.046	0.107	0.037	0.036	0.033	0.052

Site	Comp	Matrix	Jan	Feb	Mar	Apr	May	Jun	Jul	Aug	Sep	Oct	Nov	Dec	Annual
FI0017R	cobalt	aerosol	-	-	0.107	0.066	0.093	0.080	0.060	0.102	0.089	0.122	0.054	0.057	0.080
FI0036R	cobalt	aerosol	0.017	0.045	0.037	0.019	0.012	0.018	0.018	0.017	0.037	0.016	0.005	0.010	0.020
FI0037R	cobalt	aerosol	-	-	-	0.041	0.049	0.044	0.026	0.051	0.133	0.128	0.006	0.046	0.054
NO0001R	cobalt	pm10	0.018	0.035	0.037	0.040	0.054	0.036	0.014	0.031	0.015	0.029	0.014	0.023	0.029
NO0042G	cobalt	aerosol	0.007	0.006	0.013	0.050	0.002	0.007	0.003	0.010	0.003	0.004	0.005	0.010	0.010
BE0014R	copper	aerosol	8.021	9.547	10.699	10.449	6.583	7.037	7.916	11.402	9.762	11.766	9.731	8.598	9.384
CZ0001R	copper	pm10	1.862	2.005	2.710	2.567	1.865	2.205	2.192	2.486	1.754	2.561	2.127	-	2.221
CZ0003R	copper	pm10	1.531	1.961	2.297	3.013	2.906	1.762	1.540	2.430	2.378	2.427	1.141	1.407	2.041
CZ0003R	copper	pm25	1.298	0.754	0.875	1.305	1.830	1.249	0.609	0.914	0.898	2.148	1.287	0.849	1.176
DE0001R	copper	aerosol	1.146	3.636	2.271	2.653	1.466	1.710	0.885	1.612	1.392	2.969	2.695	3.262	2.144
DE0002R	copper	aerosol	2.268	2.860	3.159	2.176	3.398	2.316	2.604	2.228	2.872	2.619	2.787	2.108	2.619
DE0003R	copper	aerosol	0.412	1.079	1.888	5.859	2.401	2.721	2.392	2.958	2.446	2.631	0.618	0.562	2.161
DE0007R	copper	aerosol	1.142	2.213	2.314	1.946	1.492	1.389	1.525	1.442	1.580	2.545	2.542	2.138	1.852
DE0008R	copper	aerosol	0.977	1.034	2.918	3.623	2.254	1.786	1.920	1.841	1.799	1.733	0.595	0.515	1.769
DK0003R	copper	aerosol	0.472	0.971	1.548	1.310	0.810	1.223	0.743	1.803	0.984	2.357	1.602	2.133	1.344
DK0005R	copper	aerosol	0.398	1.157	1.249	1.118	0.689	0.879	0.738	1.515	1.417	1.708	1.630	1.706	1.184
DK0008R	copper	aerosol	0.167	0.641	0.914	0.776	0.580	0.726	0.614	1.124	0.970	1.299	0.940	1.013	0.808
DK0031R	copper	aerosol	0.126	0.645	1.021	0.972	0.851	2.806	0.649	1.161	0.578	1.345	0.844	2.432	1.132
ES0008R	copper	pm10	17.745	27.370	28.377	48.130	80.392	87.778	34.420	52.313	57.990	73.740	29.342	61.898	50.949
ES0009R	copper	pm10	39.973	32.747	52.298	5.090	1.873	1.755	10.700	-	0.410	0.090	1.948	1.140	15.083
ES0013R	copper	pm10	-	-	-	-	-	-	-	7.612	-	-	-	-	-
ES0014R	copper	pm10	-	-	-	-	-	-	-	-	-	-	7.485	-	-
ES0016R	copper	pm10	-	-	-	-	-	-	-	-	3.783	-	-	-	-
ES1778R	copper	pm10	2.434	2.704	2.610	2.007	2.709	2.938	3.206	3.579	4.283	2.293	5.747	7.168	3.151
ES1778R	copper	pm25	0.835	1.387	2.121	2.470	2.831	2.779	3.210	2.167	4.714	2.469	3.209	4.010	2.762
FI0017R	copper	aerosol	-	-	1.063	0.638	0.979	0.912	0.691	1.074	1.989	2.428	0.628	0.687	1.007
FI0036R	copper	aerosol	0.304	0.822	0.482	0.183	0.182	0.191	0.492	0.154	0.457	0.310	0.117	0.156	0.315
FI0037R	copper	aerosol	-	-	-	0.347	0.497	0.335	0.310	0.529	1.093	1.351	0.307	0.315	0.532
FR0013R	copper	aerosol	2.940	1.480	1.041	2.209	1.734	1.933	2.683	2.289	2.056	2.654	2.543	1.752	2.109
GB0013R	copper	pm10	0.403	1.214	1.299	3.477	1.153	0.726	0.365	23.473	0.937	2.325	1.505	3.031	3.443
GB0017R	copper	pm10	1.765	2.275	1.650	1.559	1.473	1.979	1.388	1.983	-	-	-	-	1.697
GB0091R	copper	pm10	0.351	0.505	0.747	0.935	0.503	0.528	0.404	0.410	0.443	1.216	0.404	0.725	0.593
GB0091R	copper	pm10	0.351	0.505	0.747	0.935	0.503	0.528	0.404	0.410	0.443	1.216	0.404	0.725	0.593
IS0091R	copper	aerosol	0.822	1.916	0.511	0.700	1.165	1.230	0.507	1.433	1.925	0.468	0.672	1.027	1.023
LV0010R	copper	aerosol	0.840	0.471	1.877	0.736	1.130	1.593	0.810	1.322	0.723	0.378	0.233	0.366	0.878
LV0016R	copper	aerosol	1.112	1.222	1.674	0.936	0.797	0.616	1.011	1.026	1.281	1.624	1.719	0.833	1.144
NO0001R	copper	pm10	1.044	0.552	0.670	0.658	0.562	0.682	0.757	1.049	0.582	1.864	0.273	1.068	0.818
NO0042G	copper	aerosol	0.209	0.200	0.224	0.778	0.137	0.705	0.096	0.589	0.117	0.180	0.172	0.275	0.309
PL0005R	copper	pm10	0.545	1.279	77.665	53.560	0.571	0.277	0.568	0.416	0.680	1.142	0.883	2.048	11.702

Site	Comp	Matrix	Jan	Feb	Mar	Apr	May	Jun	Jul	Aug	Sep	Oct	Nov	Dec	Annual
SK0002R	copper	pm10	1.045	0.947	1.054	1.893	0.884	0.916	0.825	0.768	0.579	0.310	0.287	0.482	0.826
SK0004R	copper	pm10	2.046	2.864	3.002	2.395	2.209	1.222	1.325	1.610	1.834	2.338	1.359	6.929	2.390
SK0006R	copper	pm10	2.158	2.070	1.682	2.332	2.475	1.137	1.685	2.028	1.544	1.720	1.632	4.393	2.098
SK0007R	copper	pm10	4.247	4.527	4.468	4.526	3.863	2.772	2.815	2.798	3.031	5.227	3.960	6.935	4.094
DE0001R	iron	aerosol	17	39	97	109	51	58	26	55	29	68	47	62	55
DE0002R	iron	aerosol	43	58	149	92	132	82	67	68	67	65	63	53	79
DE0003R	iron	aerosol	19	39	78	208	168	64	59	71	101	102	23	17	79
DE0007R	iron	aerosol	30	41	122	117	77	59	50	55	56	56	51	39	63
DE0008R	iron	aerosol	11	20	124	194	125	65	61	63	63	42	15	9	67
DE0009R	iron	aerosol	23	30	54	98	56	50	32	50	41	41	37	32	45
DK0003R	iron	aerosol	11	32	114	186	124	216	36	200	49	86	48	45	96
DK0005R	iron	aerosol	19	40	92	122	71	76	30	89	63	67	52	47	64
DK0008R	iron	aerosol	7	32	81	67	43	69	27	79	37	53	31	30	46
DK0031R	iron	aerosol	6	21	89	129	41	80	26	80	31	49	29	29	50
ES1778R	iron	pm10	126	68	133	248	323	165	253	284	331	212	243	133	67
ES1778R	iron	pm25	79	32	35	122	129	45	71	49	134	79	66	31	67
FI0017R	iron	aerosol	-	-	113	120	98	283	161	222	135	288	71	97	150
FI0036R	iron	aerosol	10	19	38	24	12	23	8	13	25	34	8	12	19
FI0037R	iron	aerosol	-	-	-	31	41	54	16	55	42	83	19	14	38
IS0002R	iron	aerosol	0.02	0.05	0.03	0.03	0.07	0.09	0.13	0.18	0.07	0.02	0.05	0.05	0.07
IS0091R	iron	aerosol	126	1364	135	169	1023	694	197	688	1214	274	382	399	549
ES1778R	lanthanum	pm10	0.104	0.098	0.147	0.255	0.311	0.162	0.263	0.221	0.286	0.189	0.173	0.108	0.184
ES1778R	lanthanum	pm25	0.047	0.089	0.057	0.149	0.152	0.079	0.134	0.044	0.122	0.075	0.041	0.036	0.083
AT0002R	lead	pm10	7.004	7.712	7.785	12.233	4.995	6.094	4.576	4.785	6.168	7.998	5.293	10.037	7.019
AT0005R	lead	pm10	1.221	2.090	5.721	6.859	3.547	4.638	5.622	2.845	-	1.420	1.991	1.633	3.297
AT0048R	lead	pm10	0.926	2.556	4.110	5.446	1.854	3.380	1.227	2.392	1.850	3.584	1.124	1.694	2.542
BE0014R	lead	aerosol	9.150	15.977	14.427	13.129	7.297	6.451	7.083	7.035	7.118	13.691	11.390	10.511	10.252
CY0002R	lead	aerosol	3.646	6.824	3.262	4.275	7.776	1.731	1.020	0.706	0.033	-	1.822	3.312	3.157
CZ0001R	lead	pm10	4.597	8.924	12.678	9.668	7.238	9.260	6.942	7.266	5.391	7.254	6.743	-	7.874
CZ0003R	lead	pm10	3.633	5.524	9.047	8.407	5.839	5.231	2.563	4.139	4.051	7.083	4.387	6.436	5.474
CZ0003R	lead	pm25	3.103	5.060	7.075	7.807	4.459	4.187	2.061	3.403	3.233	6.401	2.971	6.253	4.567
DE0001R	lead	aerosol	2.356	8.087	7.321	5.305	2.159	2.532	1.638	2.253	1.391	3.688	4.043	4.424	3.766
DE0002R	lead	aerosol	3.752	10.072	7.924	4.971	6.134	4.412	3.054	3.317	3.207	5.879	6.256	6.264	5.412
DE0003R	lead	aerosol	1.385	2.970	3.489	6.729	3.377	3.001	2.167	3.250	3.915	4.428	1.516	1.051	3.098
DE0007R	lead	aerosol	2.838	12.639	7.861	5.827	3.222	3.357	2.641	3.332	3.259	7.151	7.083	5.788	5.363
DE0008R	lead	aerosol	2.064	2.838	6.564	6.369	3.873	3.221	2.323	2.420	2.522	4.175	1.668	2.407	3.399
DE0009R	lead	aerosol	3.245	9.826	7.534	7.336	3.363	3.448	2.527	3.273	2.158	3.692	5.205	4.307	4.619
DK0003R	lead	aerosol	0.874	3.860	4.133	2.416	1.208	1.917	1.270	2.780	1.787	4.155	3.561	3.759	2.663
DK0005R	lead	aerosol	1.227	5.410	4.511	2.971	1.445	2.492	1.234	3.270	2.404	4.055	3.984	4.182	3.081

Site	Comp	Matrix	Jan	Feb	Mar	Apr	May	Jun	Jul	Aug	Sep	Oct	Nov	Dec	Annual
DK0008R	lead	aerosol	0.428	3.509	3.604	1.693	1.093	1.644	1.031	2.754	1.474	3.431	2.713	2.660	2.154
DK0031R	lead	aerosol	0.483	3.316	3.379	2.161	1.448	1.988	1.269	2.676	1.419	4.247	3.472	3.287	2.447
EE0009R	lead	aerosol	2.855	7.639	7.348	3.400	3.216	3.493	3.148	5.203	5.933	13.187	6.800	13.787	6.320
ES0008R	lead	pm10	3.000	3.670	9.292	14.675	3.294	5.045	2.227	5.160	12.988	9.868	5.496	5.155	6.821
ES0009R	lead	pm10	1.027	0.560	1.763	1.480	0.787	1.570	1.783	-	0.748	0.527	1.157	0.204	1.005
ES0013R	lead	pm10	-	-	-	-	-	-	-	1.095	-	-	-	-	-
ES0014R	lead	pm10	-	-	-	-	-	-	-	-	-	-	2.612	-	-
ES0016R	lead	pm10	-	-	-	-	-	-	-	-	1.377	-	-	-	-
ES1778R	lead	pm10	5.662	3.622	3.778	4.275	3.790	3.628	3.758	3.158	5.234	4.049	7.730	4.017	4.454
ES1778R	lead	pm25	4.927	3.248	4.069	5.210	4.537	3.353	4.208	2.554	7.421	4.542	5.829	2.870	4.160
FI0017R	lead	aerosol	-	-	5.121	2.148	3.079	1.831	1.787	4.353	5.423	7.024	3.718	3.463	3.513
FI0036R	lead	aerosol	0.592	1.634	1.217	0.400	0.360	0.230	0.372	0.498	0.651	1.191	0.586	0.473	0.679
FI0037R	lead	aerosol	-	-	-	0.804	0.993	0.524	0.619	1.637	1.717	4.254	1.149	1.129	1.350
FR0013R	lead	aerosol	5.956	3.386	3.187	5.676	2.767	2.804	2.132	2.793	4.420	7.928	5.476	3.033	4.134
GB0013R	lead	pm10	1.301	3.351	4.615	9.268	2.804	2.006	0.710	2.155	2.570	5.260	6.764	9.438	4.005
GB0017R	lead	pm10	7.096	6.237	4.139	2.985	3.953	3.406	3.170	3.919	-	-	-	-	4.514
GB0091R	lead	pm10	2.880	2.626	2.721	2.726	0.890	1.397	0.807	0.512	0.735	3.125	2.781	2.940	2.002
GB0091R	lead	pm10	2.880	2.626	2.721	2.726	0.890	1.397	0.807	0.512	0.735	3.125	2.781	2.940	2.002
IS0091R	lead	aerosol	1.123	0.305	1.090	0.755	0.262	0.285	0.212	1.016	0.195	0.135	0.230	0.607	0.521
LV0010R	lead	aerosol	1.604	2.910	8.916	2.569	5.899	10.353	3.305	4.716	1.591	1.471	1.246	1.265	3.852
LV0016R	lead	aerosol	1.368	5.942	6.521	1.761	2.300	1.535	1.806	2.823	3.472	5.304	7.774	3.229	3.554
NL0008R	lead	aerosol	4.070	8.531	7.847	8.084	2.598	4.395	2.897	2.401	3.772	7.255	7.175	14.405	6.131
NL0009R	lead	aerosol	2.888	6.911	7.050	5.764	2.915	4.370	3.168	3.443	3.462	5.057	4.833	8.632	4.959
NL0010R	lead	aerosol	-	-	-	-	5.742	6.612	5.826	3.457	3.283	6.206	5.393	6.750	5.709
NO0001R	lead	pm10	0.900	2.362	2.557	1.528	0.778	1.371	0.481	1.634	0.610	1.616	0.680	1.004	1.288
NO0042G	lead	aerosol	0.664	0.270	0.401	0.650	0.106	0.690	0.032	0.198	0.050	0.060	0.328	1.500	0.378
PL0005R	lead	pm10	5.058	11.421	9.843	2.500	3.442	1.520	2.090	4.329	4.297	7.090	7.843	16.210	6.187
SE0014R	lead	aerosol	1.003	4.015	4.340	2.537	1.539	1.900	0.981	2.367	1.470	2.011	1.030	1.510	2.049
SI0008R	lead	pm10	4.240	2.950	6.020	7.460	3.350	3.340	4.820	2.740	2.850	6.700	2.000	3.100	4.094
SK0002R	lead	pm10	0.581	0.563	2.271	3.260	1.972	1.819	2.376	2.331	1.513	1.465	0.379	0.543	1.593
SK0004R	lead	pm10	5.399	5.901	7.413	6.747	5.013	2.973	3.856	4.137	5.006	8.423	5.719	11.891	5.927
SK0006R	lead	pm10	15.242	7.716	8.024	6.703	5.518	3.756	7.344	6.167	5.689	7.572	9.893	19.177	8.444
SK0007R	lead	pm10	9.082	9.354	12.984	9.964	7.269	4.439	4.294	5.521	7.390	16.876	16.137	30.187	11.026
ES1778R	lithium	pm10	0.222	0.094	0.192	0.297	0.423	0.231	0.351	0.342	0.386	0.287	0.351	0.148	0.270
ES1778R	lithium	pm25	0.075	0.054	0.060	0.162	0.177	0.055	0.084	0.047	0.145	0.099	0.090	0.043	0.086
CZ0001R	manganese	pm10	3.345	4.403	7.373	9.766	5.953	4.776	4.112	4.382	3.087	3.256	2.109	-	4.970
CZ0003R	manganese	pm10	4.209	5.756	8.126	7.019	6.599	6.838	5.097	5.089	4.031	3.549	4.586	3.548	5.332
CZ0003R	manganese	pm25	2.214	2.268	2.917	2.358	1.839	1.856	1.197	1.448	1.437	1.725	1.651	1.410	1.892
DE0001R	manganese	aerosol	1.198	2.120	4.831	4.586	2.197	2.730	1.493	2.361	1.062	2.884	1.848	2.265	2.477
DE0002R	manganese	aerosol	2.252	3.104	6.112	4.262	5.948	4.077	3.409	2.908	2.873	3.112	2.935	2.786	3.663

Site	Comp	Matrix	Jan	Feb	Mar	Apr	May	Jun	Jul	Aug	Sep	Oct	Nov	Dec	Annual
DE0007R	manganese	aerosol	1.398	2.749	5.197	5.870	3.960	3.317	2.752	2.906	2.808	3.123	2.618	2.222	3.246
DE0008R	manganese	aerosol	0.666	1.008	4.454	7.863	8.701	2.801	2.899	2.449	2.542	1.848	0.915	0.725	3.139
DE0009R	manganese	aerosol	1.262	2.401	2.983	4.926	2.900	2.345	1.797	2.258	1.907	1.955	1.967	1.579	2.352
DK0003R	manganese	aerosol	0.626	1.505	4.007	6.054	5.632	7.357	1.680	7.250	1.821	3.776	2.382	2.307	3.695
DK0005R	manganese	aerosol	0.564	1.512	2.694	3.741	2.080	2.395	1.203	3.023	2.057	2.298	1.810	1.696	2.084
DK0008R	manganese	aerosol	0.331	1.511	2.671	2.233	1.553	2.599	1.199	2.632	1.270	2.288	1.292	1.578	1.750
DK0031R	manganese	aerosol	0.209	1.021	2.915	3.122	1.700	3.246	1.140	2.747	1.209	1.892	1.163	1.674	1.831
ES1778R	manganese	pm10	3.993	3.096	4.153	5.451	6.981	3.958	5.459	5.774	6.783	5.420	7.126	3.442	4.970
ES1778R	manganese	pm25	1.723	2.085	1.693	3.334	3.413	1.700	2.060	1.367	3.384	2.650	2.860	1.199	2.172
FI0017R	manganese	aerosol	-	-	2.790	2.096	2.463	4.001	2.680	3.930	3.939	5.550	1.871	1.764	2.935
FI0036R	manganese	aerosol	0.209	0.636	0.852	0.444	0.276	0.564	0.362	0.466	0.712	0.767	0.211	0.207	0.470
FI0037R	manganese	aerosol	-	-	-	0.873	1.163	1.423	0.799	1.567	1.924	2.933	0.542	0.556	1.255
IS0091R	manganese	aerosol	2.120	25.432	2.228	2.895	17.970	12.600	3.174	12.358	20.945	4.385	6.228	6.819	9.638
LV0010R	manganese	aerosol	0.631	1.372	6.674	7.724	7.620	8.578	4.329	8.746	1.779	0.865	0.665	0.375	4.060
LV0016R	manganese	aerosol	2.214	4.408	9.174	17.581	8.784	20.570	10.872	27.035	7.196	3.408	3.469	1.959	9.884
NO0042G	manganese	aerosol	0.058	0.060	0.337	0.427	0.057	0.138	0.099	0.421	0.080	0.169	0.184	0.293	0.192
BE0014R	mercury	aerosol	2.01	2.12	2.12	1.75	1.66	1.64	1.49	1.50	1.37	1.65	1.28	1.82	1.70
CY0002R	mercury	aerosol	50	422	-	318	379	420	190	400	-	-	-	-	295
CZ0003R	mercury	air	1.15	1.13	0.79	1.22	1.03	1.22	-	0.90	0.95	1.71	1.40	1.34	1.18
CZ0003R	mercury	pm10	0.01	0.01	0.02	0.01	0.01	0.01	0.01	0.01	0.01	0.02	0.01	0.02	0.01
DE0002R	mercury	air	1.759	1.981	1.779	1.789	1.811	1.728	1.772	1.792	1.701	1.812	1.694	1.941	1.795
DE0008R	mercury	air	1.734	1.886	1.952	1.980	1.848	1.734	1.626	1.693	1.634	1.719	1.672	1.829	1.775
DE0009R	mercury	air	1.857	1.808	1.785	1.678	1.647	1.446	1.497	1.419	1.470	1.740	1.668	1.770	1.648
ES0008R	mercury	pm10	-	-	-	-	-	-	-	-	-	0.01	-	-	0.01
ES0013R	mercury	pm10	-	-	-	-	-	-	-	0.01	-	-	-	-	-
ES0014R	mercury	pm10	-	-	-	-	-	-	-	-	-	-	0.01	-	-
ES0016R	mercury	pm10	-	-	-	-	-	-	-	-	0.01	-	-	-	-
FI0096G	mercury	aerosol	0.88	1.56	0.78	0.72	0.77	7.73	2.48	1.38	3.02	1.84	1.57	0.66	1.83
FI0096G	mercury	air+aerosol	1.48	1.59	1.43	1.35	1.31	1.36	1.33	1.57	1.24	1.31	1.53	1.46	1.41
FR0013R	mercury	air	1.73	1.50	1.17	-	-	-	1.04	1.57	1.12	0.72	0.87	-	1.21
GB0013R	mercury	air+aerosol	1.60	1.36	1.76	1.80	1.89	1.53	0.95	-	-	-	-	-	1.62
GB0017R	mercury	air+aerosol	2.12	-	-	1.97	2.22	-	-	-	-	-	-	-	-
GB0091R	mercury	air+aerosol	1.56	1.64	1.64	1.60	1.52	1.46	1.47	1.32	1.22	1.22	1.43	-	1.47
IE0031R	mercury	air	1.47	1.44	1.66	1.61	1.63	1.65	1.64	1.69	1.67	1.62	1.64	1.60	1.62
IS0091R	mercury	aerosol	1.19	1.28	0.43	0.73	0.87	2.55	1.25	1.06	0.44	0.24	0.38	0.22	0.88
NO0001R	mercury	air+aerosol	-	-	-	1.75	1.69	1.93	2.16	1.74	1.79	1.62	1.85	1.99	1.86
NO0042G	mercury	air	1.61	1.70	1.82	1.42	1.71	1.83	1.64	1.60	1.75	1.77	1.72	1.60	1.68
PL0005R	mercury	air	0.64	1.06	2.20	1.33	0.88	0.95	1.05	0.99	0.85	1.13	1.02	1.58	1.15
SE0014R	mercury	aerosol	3.28	9.89	10.66	4.81	6.08	5.84	5.83	5.71	4.16	8.09	6.29	5.43	6.36
SE0014R	mercury	air+aerosol	1.44	1.73	1.59	1.56	1.52	1.49	1.63	1.53	1.59	1.54	1.55	1.42	1.55

Site	Comp	Matrix	Jan	Feb	Mar	Apr	May	Jun	Jul	Aug	Sep	Oct	Nov	Dec	Annual
AT0002R	nickel	pm10	0.782	0.879	1.414	0.995	0.820	0.704	1.071	0.497	0.590	1.325	0.641	1.374	0.917
AT0005R	nickel	pm10	0.752	0.203	0.301	0.627	0.592	0.729	0.830	0.129	-	-0.016	0.005	0.044	0.377
AT0048R	nickel	pm10	0.106	0.280	0.424	0.604	0.322	0.513	0.457	0.270	0.746	0.436	0.202	0.184	0.374
BE0014R	nickel	aerosol	4.427	4.824	7.444	12.687	7.385	7.931	5.947	5.786	4.932	8.102	4.633	3.898	6.620
CY0002R	nickel	aerosol	0.358	1.689	0.363	1.187	3.496	0.376	0.228	0.224	0.351	0.062	0.322	0.893	0.777
CZ0001R	nickel	pm10	1.151	0.581	1.426	0.946	0.683	0.521	0.325	0.721	0.514	0.622	0.311	-	0.726
CZ0003R	nickel	pm10	0.501	0.366	0.792	0.824	0.470	0.513	0.418	0.261	0.412	0.331	0.506	0.567	0.497
CZ0003R	nickel	pm25	0.473	0.216	0.406	0.432	0.235	0.141	0.276	0.690	0.231	0.532	0.305	0.421	0.368
DE0001R	nickel	aerosol	1.745	1.998	2.941	2.573	1.892	1.801	1.318	1.161	0.875	2.028	0.911	1.603	1.741
DE0002R	nickel	aerosol	0.896	1.168	1.252	0.797	1.626	1.071	0.949	0.812	0.609	0.653	0.778	0.734	0.947
DE0003R	nickel	aerosol	0.482	0.673	0.687	1.128	0.894	0.727	0.706	0.663	0.824	0.807	0.212	0.160	0.663
DE0007R	nickel	aerosol	0.549	1.133	1.279	1.032	0.870	0.885	0.798	0.664	0.745	0.955	0.895	0.959	0.895
DE0008R	nickel	aerosol	0.411	0.648	0.725	0.915	0.732	0.455	0.519	0.400	0.962	0.462	0.234	0.160	0.554
DE0009R	nickel	aerosol	1.553	1.731	2.548	2.719	2.959	4.045	1.835	2.193	1.239	1.360	0.928	1.148	2.026
DK0003R	nickel	aerosol	0.308	0.949	1.266	0.907	0.731	1.045	0.657	1.399	0.563	1.204	0.830	1.290	0.934
DK0005R	nickel	aerosol	0.538	1.417	2.107	2.471	2.350	2.764	0.969	2.874	1.291	1.540	1.072	1.594	1.726
DK0008R	nickel	aerosol	0.353	0.849	1.611	1.556	1.286	1.592	1.147	1.893	1.018	1.301	1.001	1.650	1.272
DK0031R	nickel	aerosol	0.179	0.662	1.061	1.024	1.327	1.680	0.926	1.360	0.603	1.010	0.749	1.236	0.984
EE0009R	nickel	aerosol	1.568	2.904	1.990	2.013	2.113	1.603	1.726	2.406	1.767	2.180	2.040	3.281	2.129
ES0008R	nickel	pm10	-	-	1.012	5.319	9.198	1.475	0.524	1.924	1.950	2.043	0.967	1.130	2.529
ES0009R	nickel	pm10	0.415	0.415	0.415	0.415	0.415	0.668	0.930	-	0.415	0.415	0.415	0.596	0.494
ES0013R	nickel	pm10	-	-	-	-	-	-	-	0.572	-	-	-	-	-
ES0014R	nickel	pm10	-	-	-	-	-	-	-	-	-	-	0.415	-	-
ES0016R	nickel	pm10	-	-	-	-	-	-	-	-	0.415	-	-	-	-
ES1778R	nickel	pm10	0.859	1.364	0.716	0.628	1.125	1.088	2.400	1.287	1.587	1.157	1.560	1.148	1.173
ES1778R	nickel	pm25	0.501	1.886	0.634	0.897	1.520	1.593	1.995	1.087	2.093	1.387	1.166	0.569	1.217
FI0017R	nickel	aerosol	-	-	2.228	1.383	1.617	0.840	0.770	0.925	1.565	1.364	0.518	0.677	1.170
FI0036R	nickel	aerosol	0.404	1.123	0.559	0.120	0.250	0.131	0.465	0.149	0.413	0.251	0.106	0.128	0.335
FI0037R	nickel	aerosol	-	-	-	0.352	0.448	0.228	0.244	0.419	0.712	0.753	0.167	0.348	0.391
FR0013R	nickel	aerosol	1.097	0.879	0.336	0.911	0.728	0.702	0.878	0.814	1.045	1.650	1.268	1.320	0.951
GB0013R	nickel	pm10	0.381	0.473	0.804	2.868	0.540	1.066	0.243	0.593	0.310	1.948	0.404	2.768	0.989
GB0017R	nickel	pm10	0.740	3.468	3.575	1.150	0.603	1.666	0.862	1.913	-	-	-	-	1.673
GB0091R	nickel	pm10	0.664	0.268	0.171	0.386	0.087	0.482	0.091	0.184	0.185	0.659	0.085	0.530	0.317
GB0091R	nickel	pm10	0.664	0.268	0.171	0.386	0.087	0.482	0.091	0.184	0.185	0.659	0.085	0.530	0.317
IS0091R	nickel	aerosol	3.053	4.493	4.507	9.625	1.560	3.000	1.078	4.438	5.795	4.172	7.006	5.745	4.513
LV0010R	nickel	aerosol	0.390	0.652	1.018	0.409	0.841	1.062	0.997	0.938	0.174	0.080	0.177	0.397	0.597
LV0016R	nickel	aerosol	0.414	0.969	0.873	0.623	0.662	1.110	1.118	1.098	0.248	0.330	0.558	0.261	0.691
NL0008R	nickel	aerosol	1.193	2.070	4.535	2.747	1.101	1.533	1.820	0.743	1.254	1.360	2.127	1.810	1.974
NL0009R	nickel	aerosol	1.078	1.354	1.832	2.341	1.711	1.718	1.210	1.413	1.463	1.216	1.244	1.604	1.539
NL0010R	nickel	aerosol	-	-	-	-	1.056	1.465	1.464	0.954	0.723	1.164	0.975	0.995	1.131

Site	Comp	Matrix	Jan	Feb	Mar	Apr	May	Jun	Jul	Aug	Sep	Oct	Nov	Dec	Annual
NO0001R	nickel	pm10	0.312	0.908	0.702	0.913	0.527	0.495	0.347	0.730	0.250	0.502	0.204	1.411	0.608
NO0042G	nickel	aerosol	0.053	0.044	0.066	0.148	0.036	0.122	0.027	0.272	0.010	0.031	0.040	0.090	0.081
PL0005R	nickel	pm10	0.311	0.855	1.043	0.190	0.525	0.383	0.456	0.474	1.451	0.575	0.842	1.202	0.688
SE0014R	nickel	aerosol	0.829	2.408	17.720	2.512	1.346	1.310	1.207	1.017	0.660	1.078	0.560	0.924	2.654
SI0008R	nickel	pm10	5.960	2.250	2.740	3.060	3.483	5.360	5.620	3.040	4.540	5.075	2.140	1.260	3.708
SK0002R	nickel	pm10	0.701	0.571	0.489	0.645	0.262	0.444	0.315	0.228	0.598	0.138	0.158	0.671	0.432
SK0004R	nickel	pm10	0.379	0.337	0.842	0.459	0.452	0.417	0.322	0.302	0.479	0.237	0.184	0.855	0.442
SK0006R	nickel	pm10	0.826	0.597	0.620	0.559	0.538	0.608	0.433	0.571	0.656	0.273	0.326	1.005	0.577
SK0007R	nickel	pm10	1.985	1.687	1.186	1.210	1.133	1.067	0.663	0.579	0.578	0.739	1.208	1.802	1.144
ES1778R	rubidium	pm10	0.317	0.201	0.403	0.565	0.749	0.470	0.688	0.652	0.729	0.531	0.657	0.303	0.498
ES1778R	rubidium	pm25	0.150	0.139	0.163	0.321	0.320	0.150	0.194	0.124	0.316	0.201	0.231	0.130	0.195
DK0003R	selenium	aerosol	0.113	0.256	0.330	0.312	0.265	0.274	0.316	0.435	0.303	0.388	0.323	0.332	0.305
DK0005R	selenium	aerosol	0.209	0.372	0.378	0.332	0.301	0.337	0.309	0.556	0.440	0.471	0.417	0.465	0.384
DK0008R	selenium	aerosol	0.109	0.210	0.299	0.248	0.260	0.233	0.334	0.403	0.335	0.414	0.297	0.353	0.291
DK0031R	selenium	aerosol	0.120	0.243	0.350	0.359	0.337	0.304	0.387	0.546	0.337	0.437	0.322	0.365	0.344
ES1778R	selenium	pm10	0.122	0.109	0.157	0.241	0.281	0.266	0.276	0.215	0.287	0.236	0.220	0.332	0.212
ES1778R	selenium	pm25	0.054	0.087	0.176	0.157	0.224	0.133	0.129	0.160	0.199	0.179	0.171	0.238	0.168
ES1778R	strontium	pm10	1.330	0.699	1.383	2.475	3.333	1.576	2.277	2.691	2.329	1.627	1.969	1.063	1.848
ES1778R	strontium	pm25	1.124	0.528	0.464	1.270	1.456	0.498	0.580	0.451	0.968	0.345	0.335	0.312	0.656
ES1778R	thallium	pm10	0.023	0.037	0.035	0.017	0.035	0.048	0.033	0.026	0.065	0.040	0.056	0.053	0.036
ES1778R	thallium	pm25	0.016	0.044	0.026	0.030	0.041	0.062	0.044	0.005	0.063	0.023	0.031	0.018	0.032
ES1778R	thorium	pm10	0.073	0.054	0.072	0.104	0.118	0.045	0.097	0.099	0.113	0.086	0.080	0.038	0.081
ES1778R	thorium	pm25	0.054	0.053	0.037	0.067	0.070	0.034	0.030	0.019	0.059	0.045	0.030	0.023	0.042
ES1778R	tin	pm10	0.665	0.773	0.708	0.574	0.758	0.831	0.914	0.794	1.309	0.642	1.281	0.965	0.803
ES1778R	tin	pm25	0.439	0.575	0.766	0.671	0.853	0.892	0.892	0.697	1.486	0.703	0.854	0.714	0.782
ES1778R	titanium	pm10	11.158	2.931	7.574	21.202	29.374	15.146	23.068	26.726	30.356	20.672	23.420	9.207	17.358
ES1778R	titanium	pm25	5.120	0.010	0.639	9.492	10.847	2.704	4.928	2.993	10.437	6.586	5.459	2.428	4.721
ES1778R	uranium	pm10	0.079	0.076	0.081	0.094	0.087	0.036	0.059	0.057	0.069	0.072	0.051	0.057	0.071
ES1778R	uranium	pm25	0.080	0.070	0.070	0.096	0.086	0.046	0.041	0.039	0.060	0.048	0.043	0.040	0.059
DE0001R	vanadium	aerosol	3.454	2.882	4.181	4.798	2.930	3.307	2.492	1.991	1.257	1.629	1.126	2.116	2.679
DE0002R	vanadium	aerosol	2.285	2.029	2.033	1.717	3.237	1.800	1.940	1.047	1.234	1.032	1.041	1.313	1.727
DE0003R	vanadium	aerosol	1.903	1.568	1.248	1.743	1.468	1.248	1.612	1.189	1.396	0.944	0.898	0.738	1.327
Site	Comp	Matrix	Jan	Feb	Mar	Apr	May	Jun	Jul	Aug	Sep	Oct	Nov	Dec	Annual

DE0007R	vanadium	aerosol	0.948	1.636	1.868	1.684	1.427	1.513	1.439	1.204	0.846	1.080	0.894	1.273	1.316
DE0008R	vanadium	aerosol	2.209	1.472	1.524	1.740	1.283	1.089	1.493	0.832	1.065	0.812	0.863	0.817	1.245
DE0009R	vanadium	aerosol	2.024	3.444	4.014	4.690	4.573	5.655	2.896	2.021	1.635	1.421	1.184	1.953	2.956
ES1778R	vanadium	pm10	2.508	2.669	2.102	2.103	3.718	3.801	4.723	4.298	4.574	3.268	4.609	2.188	3.230
ES1778R	vanadium	pm25	1.507	2.035	1.527	2.625	3.709	4.489	4.792	2.607	4.361	2.901	1.508	1.176	2.664
FI0017R	vanadium	aerosol	-	-	4.800	2.729	3.168	1.593	1.576	1.757	2.970	3.171	0.960	1.246	2.325
FI0036R	vanadium	aerosol	0.426	1.465	0.656	0.144	0.315	0.151	0.242	0.258	0.372	0.373	0.209	0.232	0.397
FI0037R	vanadium	aerosol	-	-	-	0.476	0.661	0.358	0.421	0.748	0.895	1.267	0.400	0.542	0.620
IS0091R	vanadium	aerosol	0.573	6.303	0.615	0.635	5.185	2.975	0.965	2.716	5.140	1.047	1.564	1.980	2.446
NO0001R	vanadium	pm10	0.213	1.095	1.128	1.444	0.795	0.865	0.693	1.402	0.429	0.813	0.347	0.438	0.805
NO0042G	vanadium	aerosol	0.072	0.061	0.086	0.117	0.035	0.055	0.087	0.060	0.040	0.036	0.056	0.073	0.063
BE0014R	zinc	aerosol	41.9	51.9	44.2	43.3	30.3	33.3	55.8	38.4	49.1	44.9	35.5	32.2	42.1
DE0002R	zinc	aerosol	17.3	33.2	41.6	16.6	24.0	16.9	6.1	7.2	8.9	12.5	13.8	17.1	17.9
DE0003R	zinc	aerosol	10.7	15.8	12.1	25.9	12.8	12.3	8.5	13.0	14.0	14.7	2.4	1.8	11.9
DE0007R	zinc	aerosol	13.5	36.8	25.7	14.6	8.6	8.4	6.6	7.5	9.7	19.4	17.2	16.9	15.3
DE0009R	zinc	aerosol	10.6	11.5	12.3	8.5	19.5	15.9	24.7	7.1	16.0	16.8	10.7	9.8	13.6
DK0003R	zinc	aerosol	3.4	11.5	14.8	10.4	5.7	10.7	4.7	10.4	6.8	18.8	12.6	16.0	10.6
DK0005R	zinc	aerosol	3.4	13.3	14.1	9.1	5.1	9.9	4.3	11.2	8.0	12.5	11.7	13.3	9.6
DK0008R	zinc	aerosol	1.2	9.6	10.6	5.7	3.9	8.1	3.9	8.9	6.0	11.6	7.9	10.6	7.2
DK0031R	zinc	aerosol	2.3	8.4	9.9	6.9	6.6	22.8	5.7	8.4	6.9	12.7	9.4	10.5	9.3
ES0008R	zinc	pm10	-	-	43.4	44.3	18.2	21.4	6.8	8.7	24.0	20.7	14.3	12.9	20.7
ES0009R	zinc	pm10	3.6	2.6	5.9	2.6	2.6	4.3	5.8	-	2.6	2.6	4.2	2.6	3.7
ES0013R	zinc	pm10	-	-	-	-	-	-	-	4.7	-	-	-	-	-
ES0014R	zinc	pm10	-	-	-	-	-	-	-	-	-	-	7.2	-	-
ES0016R	zinc	pm10	-	-	-	-	-	-	-	-	5.7	-	-	-	-
ES1778R	zinc	pm10	8.7	10.2	10.9	9.6	12.4	11.0	11.0	18.4	22.7	12.2	23.0	31.4	13.4
ES1778R	zinc	pm25	7.5	10.5	10.7	12.2	15.7	12.4	12.8	13.5	26.8	9.5	18.0	13.9	13.2
FI0017R	zinc	aerosol	-	-	17.5	7.5	8.0	6.2	5.7	9.1	20.4	28.1	10.0	10.5	11.0
FI0036R	zinc	aerosol	1.6	4.6	3.2	1.1	0.9	0.6	1.1	1.3	0.8	4.0	2.3	1.7	1.9
FI0037R	zinc	aerosol	-	-	-	3.2	3.8	2.9	2.4	4.1	9.6	8.2	6.6	4.5	4.8
FR0013R	zinc	aerosol	18.3	9.7	5.9	9.0	7.7	6.5	7.1	4.8	10.5	14.9	13.6	8.3	9.5
GB0013R	zinc	pm10	3.6	4.9	10.8	18.4	7.7	15.4	11.7	6.6	3.1	10.7	5.0	42.3	11.2
GB0017R	zinc	pm10	10.2	9.7	9.1	16.5	4.9	6.2	3.0	5.6	-	-	-	-	7.6
GB0091R	zinc	pm10	35.0	4.8	7.6	5.2	3.0	2.8	2.0	2.9	2.7	7.2	6.7	13.2	8.1
GB0091R	zinc	pm10	35.0	4.8	7.6	5.2	3.0	2.8	2.0	2.9	2.7	7.2	6.7	13.2	8.1
IS0091R	zinc	aerosol	4.2	5.0	4.0	3.9	3.6	5.6	3.2	11.3	2.9	1.6	2.7	13.3	5.1
LV0010R	zinc	aerosol	8.7	11.2	35.6	16.0	29.8	48.8	22.3	26.1	12.4	15.3	8.6	4.7	19.7
LV0016R	zinc	aerosol	7.8	20.0	24.0	10.2	16.5	7.6	12.9	10.9	12.1	15.1	22.6	7.1	13.7

Site	Comp	Matrix	Jan	Feb	Mar	Apr	May	Jun	Jul	Aug	Sep	Oct	Nov	Dec	Annual
------	------	--------	-----	-----	-----	-----	-----	-----	-----	-----	-----	-----	-----	-----	--------

NL0008R	zinc	aerosol	12.1	25.5	24.4	24.1	8.0	23.9	10.3	8.8	14.0	22.3	28.1	29.6	19.4
NL0009R	zinc	aerosol	19.3	28.5	29.0	29.3	11.6	17.7	13.6	12.2	14.5	17.0	18.3	24.0	19.7
NL0010R	zinc	aerosol	-	-	-	-	15.5	32.2	26.0	12.3	12.3	17.7	18.0	30.5	21.4
NO0001R	zinc	pm10	1.9	8.5	7.6	4.8	2.6	5.0	1.8	3.9	2.3	7.1	2.2	3.4	4.3
NO0042G	zinc	aerosol	1.1	0.9	1.7	3.0	0.4	0.9	0.2	1.7	0.4	0.4	0.8	2.5	1.1
PL0005R	zinc	pm10	18.6	33.1	9.0	12.8	12.0	11.8	10.5	12.2	18.3	13.9	23.3	42.6	18.9
SK0002R	zinc	pm10	1.3	1.9	4.8	8.1	5.2	4.8	5.1	5.7	3.8	4.0	2.8	2.4	4.2
SK0004R	zinc	pm10	9.6	15.3	16.1	14.1	11.4	9.3	8.6	9.2	10.4	15.2	12.3	25.9	13.0
SK0006R	zinc	pm10	11.2	16.1	15.2	14.1	12.0	9.0	12.2	11.7	10.4	12.5	15.3	13.4	12.6
SK0007R	zinc	pm10	17.6	20.4	22.9	20.9	17.1	11.4	11.4	11.3	13.9	27.7	28.1	32.3	19.3

Annex 7

Monthly mean values for POPs in precipitation

Site	Comp	matrix	Jan	Feb	Mar	Apr	May	Jun	Jul	Aug	Sep	Oct	Nov	Dec	Annual
BE0014R	alpha_HCH	precip	0.35	0.35	0.35	0.35	0.35	0.35	0.35	0.35	0.35	0.35	0.35	0.35	0.35
BE0014R	gamma_HCH	precip	0.72	0.25	0.20	0.20	0.78	0.59	0.44	0.26	0.32	0.20	0.20	0.20	0.389
CZ0003R	alpha_HCH	precip	0.177	0.449	0.184	0.050	0.335	0.486	0.644	0.253	0.208	0.116	0.126	0.050	0.298
CZ0003R	gamma_HCH	precip	0.206	0.739	0.444	1.1	0.428	0.623	0.788	0.569	0.354	0.146	0.334	0.112	0.468
DE0001R	alpha_HCH	precip	0.154	0.217	0.15	0.751	0.199	0.18	0.151	0.1	0.182	0.234	0.252	0.05	0.171
DE0003R	alpha_HCH	precip	0.19	0.107	0.2	0.2	0.4	0.4	0.212	0.2	0.291	0.3	0.253	0.1	0.25
DE0003R	gamma_HCH	precip	1.271	1.014	1.2	6.383	3.084	2.8	1.403	2	3.544	2.811	1.835	1.3	2.079
DE0008R	alpha_HCH	precip	0.207	0.125	0.18	0.215	0.081	0.084	0.129	0.23	0.211	0.132	0.13	0.025	0.139
DE0008R	gamma_HCH	precip	1.47	0.728	1.1	2.255	2.539	2	1.426	1.2	1.2	1.086	0.461	0.057	1.325
DE0009R	alpha_HCH	precip	0.182	0.232	0.26	0.564	0.225	0.25	0.176	0.19	0.19	0.21	0.228	0.22	0.215
DE0009R	gamma_HCH	precip	0.797	1.017	1.26	1.732	1.607	1.23	0.8	0.66	0.596	0.982	1.888	1.04	1.061
FI0096G	alpha_HCH	precip+dry_dep	0	0.03	0.017	0.02	0.67	0.18	0.18	0.01	0.02	0.02	0.01	0.02	0.099
FI0096G	gamma_HCH	precip+dry_dep	0.02	0.08	0.055	0.03	0.64	0.08	0.15	0.02	0.02	0.17	0.03	0.02	0.109
IS0091R	alpha_HCH	precip	0.121	0.133	0.066	0.088	0.195	0.157	0.147	0.116	0.076	0.13	0.108	0.089	0.102
IS0091R	beta_HCH	precip	0.009	0.009	0.006	0.009	0.008	0.011	0.013	0.006	0.004	0.005	0.005	0.006	0.006
IS0091R	gamma_HCH	precip	0.025	0.037	0.018	0.054	0.068	0.056	0.037	0.035	0.028	0.036	0.04	0.029	0.034
NL0091R	gamma_HCH	precip	2.100	2.117	2.018	4.372	5.619	5.529	5.118	3.813	2.662	3.043	2.339	3.006	3.328
NO0001R	alpha_HCH	precip	0.161	0.096	0.172	0.349	0.213	0.836	0.3	0.217	0.289	0.196	0.193	0.156	0.259
NO0001R	gamma_HCH	precip	0.2	0.163	0.329	0.59	0.62	0.424	0.441	0.526	0.449	0.525	0.429	0.337	0.396
SE0012R	alpha_HCH	precip+dry_dep	0.01	0.01	0.08	0.05	0.23	0.15	0.111	0.3	0.1	0.15	0.07	0.039	0.079
SE0012R	gamma_HCH	precip+dry_dep	0.015	0.015	0.015	0.015	0.44	0.2	0.146	0.14	0.12	0.09	0.03	0.018	0.073
SE0014R	alpha_HCH	precip+dry_dep	0.303	0.07	0.14	0.092	0.049	0.01	0.329	0.194	0.151	0.126	0.14	0.018	0.136
SE0014R	gamma_HCH	precip+dry_dep	0.634	0.161	0.37	0.165	0.12	0.01	0.675	0.454	0.183	0.273	0.3	0.038	0.283
DE0001R	HCB	precip	0.014	0.035	0.017	0.172	0.044	0.027	0.036	0.047	0.023	0.035	0.076	0.01	0.033
DE0003R	HCB	precip	0.012	0.04	0.034	1.966	0.046	0.1	0.097	0.061	0.022	0.024	0.059	0.099	0.079
DE0008R	HCB	precip	0.367	0.038	0.024	0.143	0.212	0.057	0.028	0.023	0.072	0.055	0.066	0.11	0.101
DE0009R	HCB	precip	0.039	0.074	0.032	0.218	0.083	0.052	0.102	0.069	0.174	0.05	0.062	0.015	0.073
IS0091R	HCB	precip	0.017	0.017	0.007	0.006	0.018	0.016	0.007	0.006	0.009	0.005	0.006	0.007	0.008
NO0001R	HCB	precip	0	0	0	2	0	4	1	0	0	0	0	0	0.582
CZ0003R	acenaphthene	precip	0.701	1.055	1.8	2.9	0.487	0.39	0.091	0.485	0.605	1.249	0.76	0.66	0.662
CZ0003R	acenaphthylene	precip	2.077	2.433	4.969	2.3	0.335	0.263	0.221	0.329	0.392	3.597	1.95	1.857	1.307
DE0001R	anthracene	precip	0.305	1.06	0.57	2.992	0.308	0.43	0.282	0.45	0.313	0.207	0.128	0.12	0.39
DE0003R	anthracene	precip	0.49	0.479	1.5	3.539	0.242	0.6	0.314	0.1	0.191	0.536	1.118	1.5	0.638
DE0008R	anthracene	precip	1.874	1.182	1	1.635	0.982	0.8	0.419	0.4	0.687	1.204	1.965	1.6	1.055
DE0009R	anthracene	precip	0.826	6.768	1.32	5.941	0.583	0.27	0.851	0.48	0.471	0.802	0.276	0.2	1.003
FI0096G	anthracene	precip+dry_dep	0	0	0	0	0	0	0	0	0	0	0	0	0
SE0012R	anthracene	precip+dry_dep	1	1	1	1	0	1	0.222	0	1	1	2	1.222	0.944
SE0014R	anthracene	precip+dry_dep	1.1	1.893	0.806	0.267	0.645	0	0	0	0	0.323	1	1	0.577

Site	Comp	matrix	Jan	Feb	Mar	Apr	May	Jun	Jul	Aug	Sep	Oct	Nov	Dec	Annual
CZ0003R	benz_a_anthracene	precip	2.832	4.396	7.939	8.3	0.11	0.05	0.06	0.151	0.225	9.568	3.313	4.32	2.11
DE0001R	benz_a_anthracene	precip	0.941	3.931	0.58	1.609	0.536	0.67	0.628	0.9	1.503	1.203	1.018	0.42	1.096
DE0003R	benz_a_anthracene	precip	2.087	3.051	5.000	14.572	0.799	0.500	0.400	0.100	0.736	3.450	9.012	4.200	2.243
DE0008R	benz_a_anthracene	precip	9.274	8.279	5.1	2.732	1.836	1.3	0.637	1	4.154	7.928	9.427	11.8	4.752
DE0009R	benz_a_anthracene	precip	2.604	22.672	3.4	3.141	1.402	0.63	0.618	1.71	2.916	4.251	3.177	2.38	3.071
FI0096G	benz_a_anthracene	precip+dry_dep	1.000	3.000	1.727	1.000	2.000	0.000	1.000	2.000	1.000	1.000	1.000	0.000	1.155
SE0012R	benz_a_anthracene	precip+dry_dep	5	5	6.909	6	5	3	1.444	3	6	17	21	7	7.2
SE0014R	benz_a_anthracene	precip+dry_dep	4.9	12.036	3.613	2.267	2.29	1	1.065	2	1.767	1.968	4	4	3.346
CZ0003R	benzo_a_pyrene	precip	1.795	2.162	4.132	10.8	0.156	0.321	0.156	0.212	0.157	5.925	2.162	1.936	1.272
DE0003R	benzo_a_pyrene	precip	2.106	3.172	4.1	13.084	0.988	0.6	0.314	0.1	0.645	3.416	8.771	3.5	2.095
DE0008R	benzo_a_pyrene	precip	9.66	10.724	6	3.344	1.906	1.1	0.535	1.1	3.68	7.156	9.597	12.7	4.959
DE0009R	benzo_a_pyrene	precip	2.214	18.408	3.9	3.855	1.211	1.07	0.515	1.37	2.539	3.899	2.075	1.71	2.679
FI0096G	benzo_a_pyrene	precip+dry_dep	1	3	1.091	1	2	0	0	2	2	1	2	0	1.155
SE0012R	benzo_a_pyrene	precip+dry_dep	6	6	9.182	6	5	2	1.222	4	5	19	16	5.889	7.264
SE0014R	benzo_a_pyrene	precip+dry_dep	6.1	14.821	4.613	3.267	2.935	1	2.032	3	2.533	2.613	6	4.129	4.344
CZ0003R	benzo_b_fluoranthene	precip	3.262	5.053	8.968	10.9	0.161	0.074	0.056	0.237	0.219	18.748	7.477	7.406	3.29
FI0096G	benzo_b_fluoranthene	precip+dry_dep	1	8	2.909	1	5	0	1	1	5	1	3	1	2.238
SE0014R	benzo_b_fluoranthene	precip+dry_dep	11	26.75	7.226	4.267	3.581	1	3.903	3.839	2.767	5.226	12	12	7.659
DE0003R	benzo_bjk_fluoranthenes	precip	11.754	18.39	24.7	29.676	3.493	3.1	1.485	0.5	3.224	17.863	51.382	19.3	11.205
DE0008R	benzo_bjk_fluoranthenes	precip	40.387	48.001	25.2	12.438	6.064	3.2	2.266	3.9	15.559	40.926	47.608	55	21.728
DE0009R	benzo_bjk_fluoranthenes	precip	10.317	86.867	11.8	10.113	5.573	4.2	2.19	4.8	9.733	15.326	11.146	7.5	11.571
DE0003R	benzo_ghi_perylene	precip	4.917	7.929	8.3	13.76	1.083	0.7	0.504	0.1	0.917	5.256	14.519	5.2	3.665
DE0008R	benzo_ghi_perylene	precip	15.253	16.105	11.2	5.656	2.175	1.1	0.725	1.3	5.218	13.754	18.898	24.1	8.37
DE0009R	benzo_ghi_perylene	precip	3.136	22.989	3.81	4.147	1.094	1.2	0.569	1.35	3.013	4.675	3.492	2.5	3.26
FI0096G	benzo_ghi_perylene	precip+dry_dep	1	4	1.455	0	2	0	0	1	2	1	2	1	1.167
SE0012R	benzo_ghi_perylene	precip+dry_dep	4	4	4.636	5	2	1	0.222	2	4	11	6	1.333	3.912
SE0014R	benzo_ghi_perylene	precip+dry_dep	1.3	3.679	0.806	0.267	0.645	0	0	0	0	0.323	1	1	0.731
CZ0003R	benzo_k_fluoranthene	precip	2.636	3.868	6.553	10.300	0.132	0.050	0.061	0.237	0.197	8.030	3.418	3.323	1.893
FI0096G	benzo_k_fluoranthene	precip+dry_dep	0	3	1.091	1	2	0	0	0	2	1	1	0	0.821
SE0014R	benzo_k_fluoranthene	precip+dry_dep	4.6	9.25	2.806	2	1.645	1	1.065	1.839	1	2.29	5	4.065	2.999
CZ0003R	chrysene	precip	11.766	15.236	24.26	19.3	0.69	0.123	0.104	0.455	0.558	24.62	12.395	14.532	6.972
DE0003R	chrysene_triphenylene	precip	10.008	13.326	18.8	23.983	3.635	2.7	5.456	2.3	3.299	13.928	35.073	15.9	9.488
DE0008R	chrysene_triphenylene	precip	26.437	30.925	15.3	7.678	5.965	4	2.106	3.1	11.032	22.453	27.5	27.5	13.697
DE0009R	chrysene_triphenylene	precip	8.938	78.744	11.380	8.288	4.604	2.900	2.233	3.710	3.957	23.004	10.452	6.450	10.263

Site	Comp	matrix	Jan	Feb	Mar	Apr	May	Jun	Jul	Aug	Sep	Oct	Nov	Dec	Annual
CZ0003R	dibenzo_ah_anthracene	precip	0.05	0.197	0.251	0.5	0.05	0.05	0.05	0.05	0.05	0.606	0.306	0.086	0.13
DE0001R	dibenzo_ah_anthracene	precip	0.216	1.137	0.1	1.201	0.189	0.16	0.142	0.16	0.297	0.275	0.125	0.1	0.269
DE0003R	dibenzo_ah_anthracene	precip	0.738	1.1	1.1	2.655	0.286	0.1	0.098	0	0.091	0.925	2.175	0.8	0.553
DE0008R	dibenzo_ah_anthracene	precip	2.6	2.527	1.8	1.569	0.497	0.19	0.124	0.22	0.851	2.028	2.361	3	1.25
DE0009R	dibenzo_ah_anthracene	precip	0.627	5.287	1	2.588	0.182	0.1	0.084	0.24	0.514	0.725	0.459	0.4	0.651
BE0014R	dieldrin	precip	0.20	0.20	0.20	0.20	0.20	0.20	0.20	0.20	0.20	0.20	0.20	0.20	0.2
DE0001R	dieldrin	precip	0.103	0.079	0.076	0.265	0.063	0.051	0.034	0.064	0.055	0.093	0.055	0.03	0.064
DE0003R	dieldrin	precip	0.096	0.128	0.23	0.243	0.155	0.1	0.076	0.059	0.169	0.138	0.3	0.17	0.141
DE0008R	dieldrin	precip	0.139	0.668	6.2	2.776	0.16	0.071	0.059	0.023	0.082	0.103	0.117	0.089	0.6
DE0009R	dieldrin	precip	0.084	0.055	0.079	0.155	0.048	0.047	0.052	0.045	0.049	0.092	0.078	0.226	0.07
IS0091R	dieldrin	precip	0.046	0.056	0.047	0.035	0.051	0.045	0.037	0.023	0.02	0.038	0.033	0.031	0.034
BE0014R	endrin	precip	0.55	0.55	0.55	0.55	0.55	0.55	0.55	0.55	0.55	0.55	0.55	0.55	0.55
DE0001R	endrin	precip	0.006	0.006	0.008	0.091	0.005	0.005	0.006	0.014	0.005	0.062	0.036	0.012	0.013
DE0003R	endrin	precip	0.028	0.006	0.02	0.101	0.007	0.004	0.004	0.019	0.02	0.076	0.033	0.022	0.016
DE0008R	endrin	precip	0.029	0.038	0.046	0.21	0.087	0.006	0.011	0.028	0.015	0.054	0.018	0.026	0.031
DE0009R	endrin	precip	0.006	0.013	0.007	0.087	0.003	0.003	0.004	0.02	0.015	0.009	0.026	0.019	0.01
DE0001R	fluoranthene	precip	6.947	49.150	4.700	6.225	5.512	4.600	4.630	6.200	7.843	7.218	8.463	2.900	9.729
DE0003R	fluoranthene	precip	22.677	24.027	32.1	50.587	8.429	7	4.026	0.7	7.783	17.659	35.488	19.6	14.481
DE0008R	fluoranthene	precip	56.802	53.091	41.1	24.18	11.315	9.7	5.92	8.6	21.214	34.11	40.32	28	24.948
DE0009R	fluoranthene	precip	15.297	120.755	26.5	28.243	9.636	6.1	6.074	10.6	13.706	27.305	26.987	14.1	19.029
FI0096G	fluoranthene	precip+dry_dep	4	18	8.455	4	13	1	2	4	10	8	6	4	6.381
SE0012R	fluoranthene	precip+dry_dep	42	42	42.636	24	16	13	10.667	19	25	42	75	22.889	35.96
SE0014R	fluoranthene	precip+dry_dep	31.3	57.25	22.903	10.267	8.516	4	8.774	8	7.533	13.742	30	26.258	18.759
CZ0003R	fluorene	precip	6.221	7.717	11.33	7.6	1.329	0.999	0.786	1.439	1.913	8.718	4.304	5.159	3.633
BE0014R	heptachlor	precip	1	1	1	1	1	1	1	1	1	1	1	1	1
DE0001R	heptachlor	precip	0.004	0.004	0.005	0.055	0.003	0.003	0.004	0.009	0.004	0.018	0.011	0.005	0.006
DE0003R	heptachlor	precip	0.017	0.003	0.002	0.058	0.003	0.001	0.001	0.006	0.006	0.028	0.011	0.003	0.005
DE0008R	heptachlor	precip	0.018	0.022	0.004	0.094	0.013	0.003	0.004	0.008	0.004	0.019	0.006	0.01	0.01
DE0009R	heptachlor	precip	0.003	0.007	0.004	0.056	0.002	0.002	0.002	0.006	0.014	0.007	0.011	0.008	0.005
DE0001R	inden_123cd_pyrene	precip	0.964	6.983	0.570	1.345	0.436	0.380	0.415	0.770	1.391	1.469	0.701	0.650	1.298
DE0003R	inden_123cd_pyrene	precip	4.76	7.243	7.8	10.875	0.895	0.7	0.414	0.2	0.836	4.77	13.814	4.8	3.399
DE0008R	inden_123cd_pyrene	precip	15.145	15.833	11.2	6.523	2.078	1	0.72	1.2	5.023	13.754	16.633	22.2	7.939
DE0009R	inden_123cd_pyrene	precip	2.969	25.815	4.09	6.749	1.079	1.23	0.534	1.35	3.241	4.762	3.587	2.96	3.493
FI0096G	inden_123cd_pyrene	precip+dry_dep	0.000	6.000	2.182	1.000	3.000	0.000	0.000	1.000	2.000	1.000	2.000	0.000	1.321

Site	Comp	matrix	Jan	Feb	Mar	Apr	May	Jun	Jul	Aug	Sep	Oct	Nov	Dec	Annual
SE0012R	inden_123cd_pyrene	precip+dry_dep	7	7	10.182	8	5	3	2.222	7	5	29	18	7.889	8.992
SE0014R	inden_123cd_pyrene	precip+dry_dep	6	14.036	5.419	3.267	2.935	1	1.968	2	1.767	2.613	6	4.129	4.19
CZ0003R	PCB_101	precip	0.05	0.18	0.075	0.1	0.056	0.05	0.05	0.097	0.113	0.05	0.061	0.05	0.078
DE0001R	PCB_101	precip	0.027	0.035	0.084	0.862	0.083	0.039	0.044	0.172	0.071	0.074	0.085	0.043	0.069
DE0003R	PCB_101	precip	0.039	0.062	0.087	0.562	0.022	0.057	0.084	0.11	0.034	0.071	0.038	0.076	0.066
DE0008R	PCB_101	precip	0.598	0.036	0.047	0.262	0.126	0.087	0.09	0.14	0.255	0.198	0.121	0.026	0.163
DE0009R	PCB_101	precip	0.062	0.108	0.08	1.008	0.246	0.09	0.1	0.12	0.147	0.111	0.18	0.07	0.126
FI0096G	PCB_101	precip+dry_dep	0.21	0.18	0.135	0.1	0.12	0.07	0.12	0.11	0.11	0.09	0.05	0.07	0.111
IS0091R	PCB_101	precip	0.005	0.009	0.012	0.004	0.008	0.023	0.027	0.007	0.002	0.003	0.004	0.014	0.007
NO0001R	PCB_101	precip	0.007	0.024	0.013	0.046	0.028	0.045	0.033	0.021	0.03	0.027	0.03	0.06	0.03
SE0012R	PCB_101	precip+dry_dep	0.01	0.01	0.035	0.49	0.06	0.02	0.012	0.04	0.04	0.02	0.01	0.002	0.046
SE0014R	PCB_101	precip+dry_dep	0.143	0.081	0.086	0.073	0.084	0.09	0.099	0.09	0.09	0.1	0.12	0.045	0.092
IS0091R	PCB_105	precip	0.009	0.015	0.011	0.004	0.008	0.011	0.013	0.003	0.001	0.003	0.002	0.006	0.005
CZ0003R	PCB_118	precip	0.05	0.126	0.05	0.05	0.05	0.05	0.05	0.05	0.05	0.05	0.05	0.05	0.055
DE0001R	PCB_118	precip	0.007	0.01	0.024	0.243	0.033	0.013	0.016	0.104	0.016	0.059	0.04	0.02	0.029
DE0003R	PCB_118	precip	0.008	0.023	0.026	0.291	0.008	0.019	0.023	0.013	0.015	0.018	0.029	0.024	0.021
DE0008R	PCB_118	precip	0.232	0.018	0.015	0.093	0.029	0.039	0.034	0.055	0.067	0.08	0.036	0.018	0.057
DE0009R	PCB_118	precip	0.031	0.059	0.037	0.407	0.087	0.02	0.038	0.04	0.052	0.019	0.04	0.03	0.044
FI0096G	PCB_118	precip+dry_dep	0.150	0.130	0.092	0.080	0.110	0.060	0.070	0.070	0.070	0.050	0.040	0.060	0.08
IS0091R	PCB_118	precip	0.018	0.015	0.02	0.006	0.008	0.011	0.013	0.003	0.001	0.006	0.005	0.011	0.008
NO0001R	PCB_118	precip	0.003	0.011	0.009	0.035	0.018	0.304	0.081	0.026	0.028	0.029	0.021	0.024	0.035
SE0012R	PCB_118	precip+dry_dep	0.01	0.01	0.023	0.23	0.03	0.01	0.01	0.03	0.02	0.01	0	0	0.025
SE0014R	PCB_118	precip+dry_dep	0.143	0.08	0.074	0.055	0.077	0.09	0.127	0.098	0.085	0.076	0.09	0.043	0.087
CZ0003R	PCB_138	precip	0.058	0.572	0.142	0.3	0.059	0.069	0.063	0.091	0.082	0.05	0.062	0.05	0.108
DE0001R	PCB_138	precip	0.031	0.046	0.18	1.802	0.354	0.06	0.063	0.22	0.11	0.133	0.088	0.08	0.131
DE0003R	PCB_138	precip	0.08	0.114	0.16	0.372	0.054	0.068	0.094	0.13	0.07	0.126	0.096	0.11	0.098
DE0008R	PCB_138	precip	0.618	0.048	0.062	0.315	0.21	0.12	0.177	0.17	0.199	0.261	0.063	0.09	0.19
DE0009R	PCB_138	precip	0.062	0.119	0.1	1.584	0.386	0.22	0.146	0.18	0.226	0.156	0.154	0.12	0.192
FI0096G	PCB_138	precip+dry_dep	0.28	0.24	0.176	0.13	0.17	0.1	0.15	0.15	0.15	0.12	0.08	0.08	0.149
IS0091R	PCB_138	precip	0.034	0.06	0.034	0.004	0.029	0.048	0.034	0.003	0.002	0.005	0.009	0.017	0.015
NO0001R	PCB_138	precip	0.007	0.027	0.018	0.043	0.019	0.682	0.122	0.023	0.036	0.026	0.019	0.034	0.057
SE0012R	PCB_138	precip+dry_dep	0.01	0.01	0.035	0.55	0.04	0.03	0.014	0.05	0.04	0.02	0.16	0.036	0.066
SE0014R	PCB_138	precip+dry_dep	0.475	0.249	0.24	0.232	0.299	0.46	0.382	0.357	0.276	0.256	0.31	0.114	0.304
CZ0003R	PCB_153	precip	0.481	1.607	0.532	0.3	0.242	0.151	0.124	0.254	0.263	0.106	0.11	0.142	0.326
DE0001R	PCB_153	precip	0.049	0.034	0.14	1.402	0.289	0.05	0.063	0.25	0.104	0.123	0.077	0.06	0.117
DE0003R	PCB_153	precip	0.043	0.078	0.11	0.571	0.051	0.09	0.096	0.13	0.042	0.185	0.052	0.1	0.088
DE0008R	PCB_153	precip	0.464	0.049	0.055	0.312	0.163	0.099	0.166	0.14	0.236	0.305	0.134	0.07	0.175
DE0009R	PCB_153	precip	0.072	0.129	0.11	1.437	0.329	0.18	0.143	0.15	0.205	0.093	0.134	0.1	0.171
FI0096G	PCB_153	precip+dry_dep	0.26	0.22	0.169	0.12	0.18	0.1	0.14	0.14	0.15	0.12	0.07	0.09	0.144
IS0091R	PCB_153	precip	0.024	0.029	0.020	0.006	0.008	0.024	0.041	0.003	0.002	0.004	0.006	0.015	0.01

Site	Comp	matrix	Jan	Feb	Mar	Apr	May	Jun	Jul	Aug	Sep	Oct	Nov	Dec	Annual
NO0001R	PCB_153	precip	0.011	0.038	0.027	0.057	0.032	1.413	0.242	0.04	0.065	0.041	0.03	0.063	0.109
SE0012R	PCB_153	precip+dry_dep	0.01	0.01	0.042	0.69	0.06	0.04	0.024	0.05	0.04	0.03	0.01	0.002	0.06
SE0014R	PCB_153	precip+dry_dep	0.425	0.2	0.206	0.219	0.311	0.53	0.413	0.384	0.277	0.226	0.28	0.102	0.298
IS0091R	PCB_156	precip	0.005	0.009	0.006	0.004	0.008	0.011	0.013	0.003	0.001	0.002	0.002	0.004	0.004
CZ0003R	PCB_180	precip	0.05	0.398	0.096	0.2	0.05	0.05	0.05	0.05	0.063	0.05	0.057	0.05	0.08
DE0001R	PCB_180	precip	0.013	0.017	0.039	0.403	0.109	0.014	0.017	0.145	0.04	0.044	0.027	0.024	0.045
DE0003R	PCB_180	precip	0.015	0.029	0.047	0.136	0.024	0.026	0.03	0.039	0.016	0.163	0.041	0.029	0.033
DE0008R	PCB_180	precip	0.155	0.035	0.038	0.149	0.130	0.038	0.055	0.054	0.056	0.071	0.035	0.021	0.066
DE0009R	PCB_180	precip	0.022	0.041	0.032	0.439	0.098	0.094	0.049	0.069	0.089	0.055	0.05	0.037	0.065
FI0096G	PCB_180	precip+dry_dep	0.12	0.1	0.081	0.06	0.09	0.05	0.07	0.07	0.07	0.06	0.04	0.04	0.07
IS0091R	PCB_180	precip	0.008	0.014	0.013	0.004	0.008	0.011	0.033	0.003	0.001	0.009	0.002	0.007	0.006
NO0001R	PCB_180	precip	0.005	0.011	0.014	0.019	0.009	0.348	0.057	0.008	0.021	0.013	0.011	0.021	0.029
SE0012R	PCB_180	precip+dry_dep	0.01	0.01	0.023	0.67	0.03	0.02	0.012	0.03	0.03	0.01	0.01	0.002	0.051
SE0014R	PCB_180	precip+dry_dep	0.295	0.162	0.174	0.142	0.166	0.25	0.255	0.293	0.15	0.166	0.2	0.078	0.194
CZ0003R	PCB_28	precip	0.05	0.07	0.052	0.1	0.058	0.05	0.05	0.06	0.06	0.05	0.063	0.05	0.057
DE0001R	PCB_28	precip	0.077	0.045	0.067	0.687	0.134	0.038	0.043	0.143	0.093	0.078	0.052	0.065	0.079
DE0003R	PCB_28	precip	0.037	0.047	0.048	2.404	0.026	0.069	0.136	0.18	0.065	0.071	0.166	0.5	0.142
DE0008R	PCB_28	precip	0.619	0.079	0.077	0.275	0.188	0.250	0.109	0.280	0.242	0.214	0.085	0.050	0.203
DE0009R	PCB_28	precip	0.093	0.176	0.260	1.733	0.201	0.060	0.264	0.240	0.240	0.224	0.134	0.100	0.188
FI0096G	PCB_28	precip+dry_dep	0.005	0.005	0.005	0.005	0.005	0.005	0.005	0.005	0.005	0.005	0.005	0.005	0.005
IS0091R	PCB_28	precip	0.01	0.018	0.004	0.007	0.016	0.022	0.194	0.048	0.018	0.024	0.055	0.023	0.026
NO0001R	PCB_28	precip	0.008	0.017	0.007	0.051	0.02	0.104	0.038	0.014	0.017	0.012	0.014	0.021	0.027
SE0012R	PCB_28	precip+dry_dep	0.01	0.01	0.042	0.11	0.11	0.02	0.012	0.06	0.08	0.01	0.01	0.002	0.031
SE0014R	PCB_28	precip+dry_dep	0.005	0.005	0.005	0.005	0.005	0.005	0.005	0.005	0.005	0.005	0.005	0.005	0.005
IS0091R	PCB_31	precip	0.007	0.014	0.003	0.005	0.012	0.017	0.161	0.039	0.015	0.02	0.04	0.019	0.021
CZ0003R	PCB_52	precip	0.057	0.177	0.092	0.1	0.148	0.058	0.063	0.077	0.059	0.05	0.062	0.05	0.082
DE0001R	PCB_52	precip	0.012	0.014	0.021	0.214	0.033	0.016	0.018	0.065	0.020	0.041	0.026	0.022	0.026
DE0003R	PCB_52	precip	0.024	0.025	0.034	0.694	0.018	0.024	0.113	0.056	0.031	0.091	0.057	0.12	0.058
DE0008R	PCB_52	precip	0.396	0.027	0.033	0.135	0.063	0.051	0.036	0.061	0.092	0.102	0.082	0.019	0.089
DE0009R	PCB_52	precip	0.033	0.062	0.035	0.397	0.081	0.036	0.084	0.085	0.09	0.099	0.287	0.034	0.077
FI0096G	PCB_52	precip+dry_dep	0.16	0.1	0.1	0.16	0.15	0.1	0.13	0.12	0.12	0.11	0.12	0.15	0.126
IS0091R	PCB_52	precip	0.005	0.009	0.002	0.004	0.008	0.011	0.06	0.015	0.006	0.007	0.01	0.007	0.008
NO0001R	PCB_52	precip	0.008	0.015	0.006	0.036	0.019	0.066	0.038	0.016	0.023	0.015	0.019	0.031	0.025
SE0012R	PCB_52	precip+dry_dep	0.01	0.01	0.042	0.2	0.09	0.02	0.02	0.04	0.04	0.02	0.01	0.018	0.033
SE0014R	PCB_52	precip+dry_dep	0.046	0.005	0.008	0.025	0.033	0.02	0.039	0.042	0.048	0.04	0.04	0.021	0.031
CZ0003R	phenanthrene	precip	45.145	40.355	66.688	42.9	5.729	3.763	3.075	5.483	6.881	47.31	26.458	29.444	19.985
DE0001R	phenanthrene	precip	10.988	45.473	6.4	14.362	5.935	5.1	5.889	7.7	9.708	7.105	11.854	4.1	10.935
DE0003R	phenanthrene	precip	14.96	17.725	21.9	219.386	10.094	10.7	11.27	1.8	10.881	18.98	41.268	44.4	18.764
DE0008R	phenanthrene	precip	69.231	43.979	39.8	22.823	15.381	21.4	12.645	21.9	24.289	42.921	75.809	75.9	36.764
DE0009R	phenanthrene	precip	14.234	83.661	20.2	22.055	9.47	5.6	28.428	10.6	11.788	26.547	29.167	10.6	19.612

Site	Comp	matrix	Jan	Feb	Mar	Apr	May	Jun	Jul	Aug	Sep	Oct	Nov	Dec	Annual
FI0096G	phenanthrene	precip+dry_dep	9	17	6.818	5	16	2	10	9	9	11	5	9	8.548
SE0012R	phenanthrene	precip+dry_dep	43	43	36.636	23	13	14	9.333	12	17	21	53	18	31.024
SE0014R	phenanthrene	precip+dry_dep	27.8	41.536	18.677	9	7.226	4	9.548	6.161	6.767	10.839	21	19.129	14.94
BE0014R	pp_DDD	precip	0.5	0.5	0.5	0.5	0.5	0.5	0.5	0.5	0.5	0.5	0.5	0.5	0.5
CZ0003R	pp_DDD	precip	0.05	0.055	0.064	0.1	0.05	0.05	0.05	0.052	0.05	0.05	0.053	0.05	0.052
DE0001R	pp_DDD	precip	0.007	0.013	0.022	0.23	0.01	0.004	0.004	0.013	0.008	0.015	0.009	0.006	0.011
DE0003R	pp_DDD	precip	0.016	0.012	0.024	0.278	0.012	0.004	0.004	0.009	0.006	0.245	0.02	0.006	0.017
DE0008R	pp_DDD	precip	0.067	0.021	0.043	0.105	0.129	0.036	0.011	0.008	0.019	0.043	0.047	0.1	0.048
DE0009R	pp_DDD	precip	0.036	0.049	0.047	0.123	0.063	0.022	0.038	0.229	0.11	0.069	0.09	0.033	0.064
IS0091R	pp_DDD	precip	0.005	0.009	0.004	0.006	0.008	0.011	0.013	0.003	0.001	0.002	0.002	0.002	0.003
BE0014R	pp_DDE	precip	0.7	0.7	0.7	0.7	0.7	0.7	0.7	0.7	0.7	0.7	0.7	0.7	0.7
CZ0003R	pp_DDE	precip	0.050	0.098	0.202	0.400	0.054	0.050	0.071	0.076	0.066	0.106	0.101	0.121	0.086
DE0001R	pp_DDE	precip	0.009	0.014	0.02	0.206	0.01	0.006	0.013	0.042	0.024	0.018	0.012	0.009	0.016
DE0003R	pp_DDE	precip	0.026	0.016	0.035	0.345	0.014	0.018	0.014	0.017	0.009	0.19	0.087	0.2	0.044
DE0008R	pp_DDE	precip	0.28	0.023	0.09	0.119	0.122	0.052	0.031	0.012	0.062	0.173	0.068	0.23	0.096
DE0009R	pp_DDE	precip	0.059	0.129	0.1	0.342	0.166	0.044	0.06	0.102	0.131	0.131	0.367	0.03	0.104
IS0091R	pp_DDE	precip	0.005	0.009	0.004	0.004	0.008	0.011	0.013	0.003	0.001	0.002	0.002	0.002	0.003
BE0014R	pp_DDT	precip	0.5	0.5	0.5	0.5	0.5	0.5	0.5	0.5	0.5	0.5	0.5	0.5	0.5
CZ0003R	pp_DDT	precip	0.050	0.085	0.127	0.100	0.050	0.050	0.050	0.050	0.050	0.050	0.064	0.050	0.06
DE0001R	pp_DDT	precip	0.007	0.046	0.022	0.224	0.022	0.007	0.023	0.027	0.016	0.019	0.023	0.008	0.021
DE0003R	pp_DDT	precip	0.03	0.027	0.052	0.448	0.031	0.035	0.026	0.025	0.03	0.175	0.067	0.1	0.046
DE0008R	pp_DDT	precip	0.271	0.046	0.130	0.257	0.158	0.140	0.046	0.043	0.107	0.104	0.112	0.034	0.114
DE0009R	pp_DDT	precip	0.21	0.338	0.233	0.734	0.243	0.111	0.184	1.386	0.479	0.399	0.711	0.177	0.348
IS0091R	pp_DDT	precip	0.005	0.009	0.008	0.008	0.009	0.011	0.020	0.005	0.002	0.002	0.003	0.002	0.005
DE0001R	op_DDD	precip	0.002	0.008	0.016	0.161	0.006	0.008	0.01	0.016	0.005	0.011	0.014	0.004	0.009
DE0003R	op_DDD	precip	0.012	0.012	0.021	0.105	0.003	0.003	0.001	0.006	0.003	0.177	0.017	0.019	0.012
DE0008R	op_DDD	precip	0.015	0.015	0.018	0.1	0.1	0.012	0.002	0.005	0.007	0.025	0.007	0.023	0.022
DE0009R	op_DDD	precip	0.013	0.026	0.019	0.062	0.025	0.017	0.014	0.049	0.041	0.023	0.056	0.016	0.024
DE0001R	op_DDE	precip	0.003	0.002	0.006	0.063	0.001	0.002	0.006	0.013	0.005	0.012	0.007	0.004	0.005
DE0003R	op_DDE	precip	0.009	0.003	0.006	0.058	0.003	0.001	0.002	0.005	0.005	0.103	0.018	0.031	0.009
DE0008R	op_DDE	precip	0.019	0.011	0.006	0.095	0.085	0.006	0.003	0.007	0.003	0.025	0.008	0.011	0.017
DE0009R	op_DDE	precip	0.006	0.012	0.005	0.029	0.004	0.005	0.006	0.016	0.017	0.007	0.036	0.007	0.009
DE0001R	op_DDT	precip	0.005	0.011	0.011	0.108	0.006	0.006	0.007	0.022	0.006	0.017	0.011	0.008	0.01
DE0003R	op_DDT	precip	0.023	0.012	0.022	0.171	0.01	0.008	0.007	0.005	0.005	0.117	0.034	0.091	0.023
DE0008R	op_DDT	precip	0.081	0.029	0.022	0.177	0.111	0.032	0.014	0.007	0.025	0.038	0.059	0.014	0.043
DE0009R	op_DDT	precip	0.049	0.06	0.049	0.172	0.083	0.027	0.038	0.139	0.083	0.076	0.277	0.036	0.071
IS0091R	op_DDT	precip	0.005	0.009	0.002	0.004	0.008	0.011	0.013	0.003	0.001	0.002	0.002	0.002	0.003

Site	Comp	matrix	Jan	Feb	Mar	Apr	May	Jun	Jul	Aug	Sep	Oct	Nov	Dec	Annual
CZ0003R	pyrene	precip	38.54	39.14	56.657	54.9	5.91	3.616	4.582	11.739	10.877	48.099	25.612	24.657	19.998
DE0001R	pyrene	precip	4.167	26.801	2.8	7.035	3.181	2.9	2.751	4.8	5.256	5.146	5.53	1.4	5.778
DE0003R	pyrene	precip	15.823	15.533	21.100	50.334	5.547	5.100	2.989	0.600	4.868	15.207	32.413	17.900	10.818
DE0008R	pyrene	precip	41.252	34.268	28	16.22	9.27	7.3	4.565	7	15.505	24.408	27.196	28.2	18.299
DE0009R	pyrene	precip	10.417	76.919	18.7	18.082	7.439	5.2	4.988	9.5	12.606	21.545	20.391	9.2	13.747
FI0096G	pyrene	precip+dry_dep	5	14	5.727	5	10	3	4	5	9	7	7	4	6.143
SE0012R	pyrene	precip+dry_dep	15	15	18.182	12	9	6	4.444	9	14	27	36	11.111	15.744
SE0014R	pyrene	precip+dry_dep	19.9	34.643	13.452	7.267	6.226	3	6.806	6	5.533	8.839	19	15.258	11.99
IS0091R	trans_CD	precip	0.004	0.005	0.003	0.003	0.004	0.006	0.013	0.003	0.001	0.002	0.002	0.002	0.003
IS0091R	trans_NO	precip	0.006	0.005	0.004	0.004	0.007	0.015	0.013	0.003	0.001	0.002	0.002	0.002	0.003
IS0091R	cis_CD	precip	0.004	0.005	0.004	0.004	0.004	0.006	0.013	0.003	0.001	0.003	0.002	0.002	0.003
BE0014R	precipitation_amount	precip	42	141	66	3	106	184	212	125	88	66	106	83	1223
CZ0003R	precipitation_amount	precip	61	44	45	2	71	35	94	60	113	27	81	32	664
DE0001R	precipitation_amount	precip	89	66	41	5	84	75	89	52	58	38	58	69	723
DE0003R	precipitation_amount	precip	113	152	170	17	249	225	250	145	153	32	91	161	1757
DE0008R	precipitation_amount	precip	158	85	120	18	183	189	269	93	203	48	171	112	1649
DE0009R	precipitation_amount	precip	93	45	44	7	89	129	126	58	64	35	39	45	774
IS0091R	precipitation_amount	precip	63	22	100	54	25	19	15	61	161	121	90	121	850
NL0091R	precipitation_amount	precip	63	128	61	5	7	107	105	67	70	70	80	58	822
NO0001R	precipitation_amount	precip	156	145	93	34	129	129	193	149	79	48	107	171	1430

Annex 8

Monthly mean values on data for POPs in air

Site	Comp	matrix	Jan	Feb	Mar	Apr	May	Jun	Jul	Aug	Sep	Oct	Nov	Dec	Annual
CZ0003R	alpha_HCH	air+aerosol	5.55	5.113	9.575	8.55	15.44	25.563	10.138	22.71	13.8	7.025	3.625	3.575	11.105
FI0096G	alpha_HCH	air+aerosol	5	6	7.909	7	9	7	10	11	8	8	6	7	7.75
IS0091R	alpha_HCH	air+aerosol	6.037	6.002	5.956	6.765	7.578	8.908	5.659	5.84	7.045	6.7	6.294	5.809	6.551
NO0001R	alpha_HCH	air+aerosol	5.006	-	6.768	6.733	7.75	12.735	10.933	12.645	11.234	9.63	6.5	4.696	8.426
NO0042G	alpha_HCH	air+aerosol	8.3	7.408	7.635	11.417	9.136	8.626	10.219	11.167	12.015	8.916	10.167	9.216	9.518
SE0012R	alpha_HCH	air+aerosol	2	3	3	3	5	6	2.111	6	-	4	3	3	3.462
SE0014R	alpha_HCH	air+aerosol	4	4.607	5.387	5.5	4.613	7.267	9	7.871	7.067	5.548	3.867	2.065	5.577
IS0091R	beta_HCH	air+aerosol	0.276	0.329	0.54	0.595	0.762	0.873	0.394	0.335	0.095	0.092	0.096	0.091	0.375
CZ0003R	gamma_HCH	air+aerosol	10.27	9.975	15.1	17.213	24.61	54.788	35.663	42.46	17.913	13.963	5.437	7.812	21.532
FI0096G	gamma_HCH	air+aerosol	1	2	2.636	2	3	1	2	2	1	2	2	1	1.821
IS0091R	gamma_HCH	air+aerosol	2.168	1.998	2.476	3.11	3.172	4.224	5.238	4.627	3.385	3.032	2.492	2.228	3.2
NO0001R	gamma_HCH	air+aerosol	1.918	-	3.613	4.698	5.186	5.339	6.827	7.453	3.57	4.062	3.281	2.588	4.35
NO0042G	gamma_HCH	air+aerosol	1.718	1.488	2.076	2.14	1.58	1.264	1.375	1.43	1.563	1.208	1.541	1.444	1.585
SE0012R	gamma_HCH	air+aerosol	0	1	1	1	4	5	2.667	4	-	2	1	1	1.825
SE0014R	gamma_HCH	air+aerosol	2.567	3	2.742	4.7	6.968	6.2	7.613	3.774	3.6	2.548	2.6	0.129	3.879
CZ0003R	HCB	air+aerosol	10.64	13.275	13.175	13	8.81	6.7	3.65	5.73	5.287	5.7	12.65	15.663	9.457
IS0091R	HCB	air+aerosol	8.203	7.484	5.169	5.14	5.501	7.069	3.951	4.4	5.435	5.233	6.534	4.852	5.697
NO0001R	HCB	air+aerosol	54.944	-	63.883	65.944	68.805	61.119	61.506	65.892	62.741	70.037	72.561	55.625	64.087
NO0042G	HCB	air+aerosol	66.811	51.23	62.696	68.515	69.413	67.909	72.59	73.659	73.322	69.717	64.764	-	67.402
CZ0003R	acenaphthene	air+aerosol	0.412	0.239	0.201	0.151	0.065	0.034	0.03	0.035	0.127	0.161	0.51	1.117	0.252
ES0008R	acenaphthene	pm10	0.057	0.041	0.06	0.058	0.059	0.058	0.058	0.056	0.057	0.057	0.057	0.057	0.057
ES0009R	acenaphthene	pm10	-	-	-	-	-	-	0.053	-	-	-	-	-	-
ES0014R	acenaphthene	pm10	-	-	-	-	-	-	-	-	-	-	0.05	-	-
ES0016R	acenaphthene	pm10	-	-	-	-	-	-	-	-	0.05	-	-	-	-
NO0042G	acenaphthene	air+aerosol	0.035	0.005	0.008	0.003	0.003	0.003	0.002	0.001	0.002	0.004	0.005	0.01	0.007
ES0008R	acenaphthylene	pm10	0.024	0.025	0.028	0.026	0.027	0.025	0.025	0.024	0.024	0.024	0.024	0.024	0.025
ES0009R	acenaphthylene	pm10	-	-	-	-	-	-	0.021	-	-	-	-	-	-
ES0014R	acenaphthylene	pm10	-	-	-	-	-	-	-	-	-	-	0.021	-	-
ES0016R	acenaphthylene	pm10	-	-	-	-	-	-	-	-	0.021	-	-	-	-
NO0042G	acenaphthylene	air+aerosol	0.006	0.001	0.001	0.002	0.002	0.002	0.002	0.002	0.001	0.001	0.001	0.003	0.002
NO0042G	anthanthrene	air+aerosol	0.003	0.001	0.001	0.001	0.001	0.001	0.001	0.001	0.001	0.001	0.001	0.002	0.001
CZ0003R	anthracene	air+aerosol	0.226	0.227	0.098	0.059	0.026	0.006	0.004	0.016	0.059	0.114	0.231	0.803	0.152
DE0001R	anthracene	air+aerosol	0.08	0.16	1.19	0.09	0.08	0.08	0.04	0.04	0.03	0.09	0.18	0.21	0.19
DE0003R	anthracene	air+aerosol	0.04	0.03	0.03	0.01	0.05	0.02	0.09	0.03	0.03	0.02	0.02	0.04	0.034
DE0008R	anthracene	air+aerosol	0.16	0.07	0.11	0.01	0.03	0.01	0.01	0.02	0.02	0.06	0.09	0.12	0.059
DE0009R	anthracene	air+aerosol	0.26	0.08	0.07	0.03	0.07	0.05	0.03	0.05	0.01	0.03	0.12	0.32	0.094
ES0008R	anthracene	pm10	-	-	0.005	0.005	0.005	-	-	-	-	-	-	-	-

Site	Comp	matrix	Jan	Feb	Mar	Apr	May	Jun	Jul	Aug	Sep	Oct	Nov	Dec	Annual
FI0096G	anthracene	air+aerosol	0.005	0.004	0.003	0.004	0.001	0.002	0.004	0.003	0.008	0.002	0.006	0.003	0.004
GB0014R	anthracene	air+aerosol	0.047	0.047	0.047	0.42	0.42	0.42	0.26	0.26	0.26	0.19	0.19	0.19	0.23
NO0042G	anthracene	air+aerosol	0.005	0.002	0.002	0.001	0.001	0.002	0.001	0.002	0.001	0.014	0.004	0.003	0.004
SE0012R	anthracene	air+aerosol	0.023	0.028	0.014	0.007	0.009	0	0.005	0.031	-	0.021	0.045	0.02	0.019
SE0014R	anthracene	air+aerosol	0.011	0.063	0.015	0.008	0.005	0.004	0.004	0.003	0.005	0.016	0.02	0.018	0.014
CZ0003R	benz_a_anthracene	air+aerosol	0.437	0.269	0.243	0.128	0.026	0.005	0.004	0.018	0.128	0.393	0.568	1.718	0.318
DE0001R	benz_a_anthracene	air+aerosol	0.03	0.11	0.51	0.04	0.02	0.01	0.01	0.01	0.01	0.07	0.06	0.25	0.095
DE0003R	benz_a_anthracene	air+aerosol	0.021	0.027	0.033	0.02	0.016	0.007	0.004	0.01	0.01	0.031	0.029	0.209	0.035
DE0008R	benz_a_anthracene	air+aerosol	0.06	0.04	0.16	0.04	0.02	0.01	0.01	0.01	0.02	0.08	0.08	0.6	0.095
DE0009R	benz_a_anthracene	air+aerosol	0.04	0.48	0.16	0.04	0.01	0.01	0.01	0.01	0.03	0.05	0.23	0.47	0.126
ES0009R	benz_a_anthracene	pm10	-	-	-	-	-	-	0.013	-	-	-	-	-	-
ES0014R	benz_a_anthracene	pm10	-	-	-	-	-	-	-	-	-	-	0.013	-	-
ES0016R	benz_a_anthracene	pm10	-	-	-	-	-	-	-	-	0.013	-	-	-	-
FI0096G	benz_a_anthracene	air+aerosol	0.004	0.018	0.013	0.002	0.003	0.002	0.004	0.003	0.008	0.003	0.027	0.004	0.007
GB0014R	benz_a_anthracene	air+aerosol	0.042	0.042	0.042	0.01	0.01	0.01	0.028	0.028	0.028	0.13	0.13	0.13	0.053
NO0042G	benz_a_anthracene	air+aerosol	0.02	0.002	0.002	0.001	0.001	0.001	0.001	0.001	0.001	0.001	0.002	0.011	0.004
SE0012R	benz_a_anthracene	air+aerosol	0.028	0.077	0.041	0.011	0.006	0	0.005	0.066	-	0.072	0.051	0.099	0.047
SE0014R	benz_a_anthracene	air+aerosol	0.022	0.181	0.05	0.028	0.008	0.008	0.004	0.006	0.011	0.04	0.073	0.058	0.04
CZ0003R	benzo_a_pyrene	air+aerosol	0.459	0.27	0.255	0.098	0.028	0.003	0.002	0.02	0.151	0.501	0.517	1.689	0.323
DE0001R	benzo_a_pyrene	air+aerosol	0.03	0.17	0.43	0.05	0.01	0.02	0.01	0.02	0.01	0.08	0.02	0.27	0.093
DE0003R	benzo_a_pyrene	air+aerosol	0.034	0.057	0.05	0.043	0.022	0.013	0.007	0.006	0.016	0.043	0.038	0.238	0.047
DE0008R	benzo_a_pyrene	air+aerosol	0.048	0.06	0.19	0.07	0.02	0.02	0.01	0.02	0.04	0.08	0.08	0.73	0.115
DE0009R	benzo_a_pyrene	air+aerosol	0.04	0.58	0.19	0.06	0.01	0.01	0.02	0.02	0.05	0.05	0.27	0.59	0.155
EE0009R	benzo_a_pyrene	air+aerosol	0.155	0.300	0.113	0.051	0.024	0.020	0.005	0.009	0.039	0.068	0.163	0.220	0.096
ES0008R	benzo_a_pyrene	pm10	0.021	0.02	0.028	0.019	0.025	0.019	0.018	0.021	0.018	0.027	0.018	0.019	0.021
ES0009R	benzo_a_pyrene	pm10	-	-	-	-	-	-	0.016	-	-	-	-	-	-
ES0014R	benzo_a_pyrene	pm10	-	-	-	-	-	-	-	-	-	-	0.015	-	-
ES0016R	benzo_a_pyrene	pm10	-	-	-	-	-	-	-	-	0.016	-	-	-	-
FI0096G	benzo_a_pyrene	air+aerosol	0.003	0.021	0.02	0.018	0.004	-	0.001	0.002	0.007	0.001	0.096	0.006	0.016
GB0014R	benzo_a_pyrene	air+aerosol	0.047	0.047	0.047	0.014	0.014	0.014	0.018	0.018	0.018	0.11	0.11	0.11	0.047
LV0010R	benzo_a_pyrene	aerosol	0.05	0.25	0.08	0.07	0.025	0.008	0.007	0.006	0.02	0.17	0.68	1.11	0.206
LV0016R	benzo_a_pyrene	aerosol	0.11	0.08	0.1	0.06	0.06	0.03	0.006	0.012	0.04	0.09	0.11	0.3	0.083
NO0042G	benzo_a_pyrene	air+aerosol	0.016	0.002	0.001	0.001	0.001	0.001	0.001	0.001	0.001	0.001	0.003	0.013	0.003
SE0012R	benzo_a_pyrene	air+aerosol	0.031	0.159	0.056	0.015	0.006	0	0.009	0.059	-	0.084	0.068	0.135	0.063
SE0014R	benzo_a_pyrene	air+aerosol	0.025	0.183	0.058	0.038	0.008	0.013	0.003	0.005	0.011	0.06	0.088	0.066	0.046
NO0042G	benzo_e_pyrene	air+aerosol	0.032	0.004	0.004	0.001	0.001	0.001	0.001	0.001	0.001	0.001	0.007	0.025	0.007

Site	Comp	matrix	Jan	Feb	Mar	Apr	May	Jun	Jul	Aug	Sep	Oct	Nov	Dec	Annual
NO0042G	benzo_a_fluoranthene	air+aerosol	0.005	0.001	0.001	0.001	0.001	0.001	0.001	0.001	0.001	0.001	0.001	0.004	0.001
CZ0003R	benzo_b_fluoranthene	air+aerosol	0.557	0.435	0.339	0.138	0.041	0.006	0.002	0.045	0.237	0.692	0.84	2.529	0.472
ES0008R	benzo_b_fluoranthene	pm10	0.024	0.024	0.031	0.024	0.028	0.02	0.023	0.024	0.022	200.021	0.022	0.024	19.255
ES0009R	benzo_b_fluoranthene	pm10	-	-	-	-	-	-	0.02	-	-	-	-	-	-
ES0014R	benzo_b_fluoranthene	pm10	-	-	-	-	-	-	-	-	-	-	0.019	-	-
ES0016R	benzo_b_fluoranthene	pm10	-	-	-	-	-	-	-	-	0.02	-	-	-	-
FI0096G	benzo_b_fluoranthene	air+aerosol	0.007	0.056	0.042	0.004	0.007	0.002	0.002	0.003	0.013	0.003	0.058	0.004	0.016
SE0014R	benzo_b_fluoranthene	air+aerosol	0.046	0.322	0.116	0.081	0.022	0.016	0.009	0.013	0.021	0.101	0.156	0.142	0.086
CZ0003R	benzo_k_fluoranthene	air+aerosol	0.284	0.204	0.17	0.084	0.027	0.006	0.002	0.024	0.119	0.358	0.395	1.112	0.225
ES0008R	benzo_k_fluoranthene	pm10	0.011	0.011	0.018	0.009	0.015	0.012	0.01	0.01	0.009	0.017	0.009	0.011	0.012
ES0009R	benzo_k_fluoranthene	pm10	-	-	-	-	-	-	0.008	-	-	-	-	-	-
ES0014R	benzo_k_fluoranthene	pm10	-	-	-	-	-	-	-	-	-	-	0.008	-	-
ES0016R	benzo_k_fluoranthene	pm10	-	-	-	-	-	-	-	-	0.008	-	-	-	-
FI0096G	benzo_k_fluoranthene	air+aerosol	0.003	0.021	0.017	0.002	0.003	0.001	0.001	0.002	0.006	0.001	0.025	0.001	0.007
SE0014R	benzo_k_fluoranthene	air+aerosol	0.019	0.144	0.047	0.033	0.008	0.005	0.003	0.004	0.008	0.042	0.065	0.057	0.036
DE0001R	benzo_bjk_fluoranthenes	air+aerosol	0.13	0.73	1.77	0.22	0.08	0.06	0.06	0.08	0.03	0.31	0.24	1.34	0.421
DE0003R	benzo_bjk_fluoranthenes	air+aerosol	0.14	0.25	0.22	0.18	0.08	0.05	0.02	0.03	0.07	0.25	0.24	0.87	0.2
DE0008R	benzo_bjk_fluoranthenes	air+aerosol	0.28	0.32	0.78	0.26	0.09	0.05	0.03	0.06	0.15	0.43	0.57	2.03	0.424
DE0009R	benzo_bjk_fluoranthenes	air+aerosol	0.21	1.94	0.81	0.29	0.07	0.04	0.06	0.07	0.19	0.25	1.28	1.95	0.587
NO0042G	benzo_bjk_fluoranthenes	air+aerosol	0.079	0.01	0.008	0.001	0.002	0.001	0.002	0.002	0.002	0.002	0.016	0.071	0.016
NO0042G	benzo_ghi_fluoranthene	air+aerosol	0.02	0.005	0.002	0.001	0.001	0.001	0.001	0.002	0.001	0.001	0.002	0.011	0.004
NO0042G	benzo_a_fluorene	air+aerosol	0.009	0.002	0.001	0.007	0.001	0.002	0.001	0.002	0.001	0.001	0.002	0.009	0.003
NO0042G	benzo_b_fluorene	air+aerosol	0.005	0.001	0.001	0.001	0.001	0.001	0.001	0.002	0.001	0.001	0.005	0.004	0.002
DE0001R	benzo_ghi_erylene	air+aerosol	0.05	0.29	0.43	0.09	0.04	0.03	0.03	0.03	0.02	0.15	0.1	0.57	0.152
DE0003R	benzo_ghi_erylene	air+aerosol	0.06	0.11	0.08	0.06	0.03	0.02	0.01	0.02	0.03	0.11	0.1	0.27	0.075
DE0008R	benzo_ghi_erylene	air+aerosol	0.1	0.13	0.23	0.09	0.04	0.03	0.01	0.03	0.07	0.19	0.23	1.12	0.191
DE0009R	benzo_ghi_erylene	air+aerosol	0.08	0.68	0.29	0.11	0.03	0.02	0.03	0.04	0.1	0.12	0.54	0.91	0.243
ES0008R	benzo_ghi_erylene	pm10	0.025	0.024	0.031	0.024	0.029	0.082	0.024	0.025	0.023	0.029	0.024	0.025	0.03
ES0009R	benzo_ghi_erylene	pm10	-	-	-	-	-	-	0.02	-	-	-	-	-	-
ES0014R	benzo_ghi_erylene	pm10	-	-	-	-	-	-	-	-	-	-	0.02	-	-
ES0016R	benzo_ghi_erylene	pm10	-	-	-	-	-	-	-	-	0.02	-	-	-	-
FI0096G	benzo_ghi_erylene	air+aerosol	0.005	0.028	0.025	0.003	0.004	0.002	0.001	0.001	0.007	0.002	0.04	0.002	0.01
GB0014R	benzo_ghi_erylene	air+aerosol	0.037	0.037	0.037	0.028	0.028	0.028	0.026	0.026	0.026	0.15	0.15	0.15	0.06
NO0042G	benzo_ghi_erylene	air+aerosol	0.028	0.004	0.003	0.001	0.001	0.001	0.001	0.001	0.001	0.001	0.004	0.019	0.005
SE0012R	benzo_ghi_erylene	air+aerosol	0.041	0.121	0.04	0.013	0.005	0.001	0.011	0.053	-	0.099	0.111	0.117	0.063
SE0014R	benzo_ghi_erylene	air+aerosol	0.028	0.185	0.072	0.048	0.01	0.009	0.004	0.006	0.011	0.068	0.109	0.098	0.053

Site	Comp	matrix	Jan	Feb	Mar	Apr	May	Jun	Jul	Aug	Sep	Oct	Nov	Dec	Annual
NO0042G	biphenyl	air+aerosol	2.004	0.862	0.837	0.169	0.082	0.054	0.024	0.022	0.094	1.01	0.886	1.288	0.635
ES0008R	chrysene	pm10	0.016	0.016	0.022	0.015	0.018	0.015	0.015	0.015	0.014	0.017	0.014	0.015	0.016
ES0009R	chrysene	pm10	-	-	-	-	-	-	0.012	-	-	-	-	-	-
ES0014R	chrysene	pm10	-	-	-	-	-	-	-	-	-	-	0.012	-	-
ES0016R	chrysene	pm10	-	-	-	-	-	-	-	-	0.012	-	-	-	-
GB0014R	chrysene	air+aerosol	0.14	0.14	0.14	0.056	0.056	0.056	0.058	0.058	0.058	0.25	0.25	0.25	0.126
DE0001R	chrysene_triphenylene	air+aerosol	0.11	0.38	1.02	0.14	0.06	0.05	0.04	0.06	0.03	0.17	0.17	0.69	0.244
DE0003R	chrysene_triphenylene	air+aerosol	0.09	0.13	0.12	0.11	0.05	0.03	0.01	0.05	0.03	0.12	0.1	0.45	0.108
DE0008R	chrysene_triphenylene	air+aerosol	0.21	0.19	0.44	0.13	0.05	0.03	0.02	0.07	0.08	0.17	0.25	1.06	0.226
DE0009R	chrysene_triphenylene	air+aerosol	0.15	0.89	0.42	0.16	0.05	0.03	0.04	0.05	0.09	0.13	0.44	0.7	0.258
FI0096G	chrysene_triphenylene	air+aerosol	0.038	0.055	0.04	0.008	0.011	-	0.003	0.006	0.019	0.006	0.073	0.004	0.023
NO0042G	chrysene_triphenylene	air+aerosol	0.066	0.009	0.007	0.001	0.002	0.002	0.001	0.002	0.001	0.002	0.011	0.039	0.012
SE0014R	chrysene_triphenylene	air+aerosol	0.066	0.349	0.128	0.093	0.033	0.032	0.012	0.017	0.027	0.073	0.151	0.158	0.093
IS0091R	cis_CD	air+aerosol	0.314	0.413	0.431	0.43	0.325	0.38	0.435	0.399	0.37	0.395	0.378	0.348	0.386
NO0042G	cis_CD	air+aerosol	0.82	0.573	0.575	0.457	0.551	0.448	0.506	0.434	0.432	0.429	0.845	0.516	0.554
NO0042G	cis_NO	air+aerosol	0.345	0.027	0.028	0.081	0.088	0.067	0.081	0.077	0.079	0.075	0.189	0.038	0.101
IS0091R	trans_CD	air+aerosol	0.595	0.468	0.54	0.53	0.422	0.456	0.12	0.107	0.095	0.092	0.096	0.207	0.307
NO0042G	trans_CD	air+aerosol	0.441	0.319	0.312	0.215	0.124	0.077	0.106	0.093	0.087	0.171	0.318	0.242	0.215
IS0091R	trans_NO	air+aerosol	0.431	0.362	0.45	0.46	0.347	0.348	0.41	0.345	0.29	0.335	0.338	0.335	0.371
NO0042G	trans_NO	air+aerosol	0.932	0.47	0.512	0.526	0.559	0.336	0.378	0.314	0.346	0.454	0.64	0.516	0.502
NO0042G	coronene	air+aerosol	0.011	0.001	0.001	0.001	0.001	0.001	0.001	0.001	0.001	0.001	0.001	0.006	0.002
NO0042G	cyclopenta_cd_pyrene	air+aerosol	0.006	0.002	0.001	0.001	0.001	0.001	0.001	0.001	0.001	0.001	0.002	0.004	0.002
NO0042G	dibenzo_ac_ah_anthracenes	air+aerosol	0.002	0.001	0.001	0.001	0.001	0.001	0.001	0.001	0.001	0.001	0.001	0.002	0.001
DE0001R	dibenzo_ah_anthracene	air+aerosol	0.01	0.05	0.13	0.02	0.01	0	0	0	0	0.02	0.01	0.07	0.027
DE0003R	dibenzo_ah_anthracene	air+aerosol	0.01	0.014	0.015	0.01	0.005	0.002	0.002	0.002	0.004	0.013	0.011	0.05	0.012
DE0008R	dibenzo_ah_anthracene	air+aerosol	0.02	0.02	0.05	0.02	0.01	0	0	0	0.01	0.03	0.03	0.12	0.026
DE0009R	dibenzo_ah_anthracene	air+aerosol	0.01	0.13	0.06	0.02	0	0	0	0	0.01	0.02	0.07	0.12	0.036
ES0008R	dibenzo_ah_anthracene	pm10	0.03	0.03	0.032	0.03	0.031	0.03	0.03	0.03	0.03	0.031	0.03	0.03	0.03
ES0009R	dibenzo_ah_anthracene	pm10	-	-	-	-	-	-	0.027	-	-	-	-	-	-
ES0014R	dibenzo_ah_anthracene	pm10	-	-	-	-	-	-	-	-	-	-	0.026	-	-
ES0016R	dibenzo_ah_anthracene	pm10	-	-	-	-	-	-	-	-	0.026	-	-	-	-
NO0042G	dibenzo_ae_pyrene	air+aerosol	0.001	0.001	0.001	0.001	0.001	0.001	0.001	0.001	0.001	0.001	0.002	0.001	0.001
NO0042G	dibenzo_ah_pyrene	air+aerosol	0.001	0.001	0.001	0.001	0.001	0.001	0.001	0.001	0.001	0.001	0.154	0.001	0.02
NO0042G	dibenzo_ai_pyrene	air+aerosol	0.001	0.001	0.001	0.001	0.001	0.001	0.001	0.001	0.001	0.001	0.001	0.001	0.001

Site	Comp	matrix	Jan	Feb	Mar	Apr	May	Jun	Jul	Aug	Sep	Oct	Nov	Dec	Annual
NO0042G	dibenzofuran	air+aerosol	2.181	1.075	1.692	0.239	0.064	0.056	0.035	0.043	0.154	0.326	0.74	1.427	0.63
NO0042G	dibenzothiophene	air+aerosol	0.036	0.015	0.019	0.003	0.002	0.005	0.004	0.003	0.003	0.003	0.01	0.019	0.01
IS0091R	dieldrin	air+aerosol	0.61	0.595	0.747	0.88	0.845	1.025	1.151	0.933	0.84	0.845	0.742	0.686	0.829
CZ0003R	fluoranthene	air+aerosol	2.434	1.89	1.574	0.988	0.387	0.202	0.103	0.334	0.858	1.711	2.948	5.908	1.578
DE0001R	fluoranthene	air+aerosol	0.36	1.53	2.89	1.08	0.67	0.99	0.47	0.37	0.27	0.75	0.5	1.4	0.938
DE0003R	fluoranthene	air+aerosol	0.32	0.47	0.37	0.3	0.25	0.14	0.24	0.26	0.22	0.39	0.41	0.65	0.335
DE0008R	fluoranthene	air+aerosol	0.89	0.71	1.08	0.38	0.3	0.09	0.15	0.2	0.23	0.69	0.73	2.2	0.64
DE0009R	fluoranthene	air+aerosol	0.65	2.44	1.03	0.42	0.33	0.25	0.31	0.28	0.19	0.37	1.01	1.88	0.752
FI0096G	fluoranthene	air+aerosol	0.08	0.31	0.176	0.04	0.06	0.02	0.05	0.03	0.07	0.04	0.29	0.1	0.099
GB0014R	fluoranthene	air+aerosol	0.78	0.78	0.78	0.62	0.62	0.62	0.67	0.67	0.67	1.3	1.3	1.3	0.843
NO0042G	fluoranthene	air+aerosol	0.17	0.026	0.038	0.007	0.012	0.011	0.008	0.011	0.01	0.008	0.029	0.111	0.036
SE0012R	fluoranthene	air+aerosol	0.47	0.7	0.48	0.19	0.11	0	0.109	0.39	-	0.53	0.98	1.08	0.494
SE0014R	fluoranthene	air+aerosol	0.326	1.312	0.472	0.345	0.152	0.129	0.074	0.086	0.117	0.315	0.517	0.585	0.362
CZ0003R	fluorene	air+aerosol	3.466	3.006	2.207	1.563	0.629	0.345	0.171	0.42	1.102	1.724	4.292	9.142	2.29
ES0008R	fluorene	pm10	0.015	-	0.009	0.006	0.009	0.009	0.007	0.015	0.015	0.015	0.015	0.015	0.012
ES0009R	fluorene	pm10	-	-	-	-	-	-	0.015	-	-	-	-	-	-
ES0014R	fluorene	pm10	-	-	-	-	-	-	-	-	-	-	0.002	-	-
ES0016R	fluorene	pm10	-	-	-	-	-	-	-	-	0.002	-	-	-	-
NO0042G	fluorene	air+aerosol	0.997	0.318	0.486	0.024	0.024	0.037	0.022	0.02	0.045	0.084	0.232	0.631	0.235
CZ0003R	inden_123cd_pyrene	air+aerosol	0.45	0.304	0.221	0.036	0.009	0.002	0.002	0.03	0.203	0.664	0.666	2.019	0.371
DE0001R	inden_123cd_pyrene	air+aerosol	0.05	0.31	0.62	0.11	0.05	0.03	0.03	0.04	0.02	0.14	0.09	0.53	0.168
DE0003R	inden_123cd_pyrene	air+aerosol	0.06	0.12	0.11	0.07	0.04	0.02	0.01	0.01	0.03	0.12	0.1	0.32	0.084
DE0008R	inden_123cd_pyrene	air+aerosol	0.1	0.14	0.3	0.11	0.05	0.03	0.02	0.03	0.09	0.19	0.24	0.97	0.19
DE0009R	inden_123cd_pyrene	air+aerosol	0.09	0.83	0.38	0.14	0.03	0.02	0.03	0.04	0.11	0.13	0.53	0.88	0.263
ES0008R	inden_123cd_pyrene	pm10	0.029	0.029	0.03	0.028	0.029	0.028	0.028	0.029	0.028	0.033	0.028	0.029	0.029
ES0009R	inden_123cd_pyrene	pm10	-	-	-	-	-	-	0.025	-	-	-	-	-	-
ES0014R	inden_123cd_pyrene	pm10	-	-	-	-	-	-	-	-	-	-	0.024	-	-
ES0016R	inden_123cd_pyrene	pm10	-	-	-	-	-	-	-	-	0.025	-	-	-	-
FI0096G	inden_123cd_pyrene	air+aerosol	0.001	0.032	0.016	0.004	0.004	0.002	0.002	0.001	0.011	0.001	0.057	0.001	0.01
GB0014R	inden_123cd_pyrene	air+aerosol	0.057	0.057	0.057	0.014	0.014	0.014	0.028	0.028	0.028	0.19	0.19	0.19	0.072
NO0042G	inden_123cd_pyrene	air+aerosol	0.023	0.003	0.002	0.001	0.001	0.001	0.001	0.001	0.001	0.001	0.004	0.02	0.005
SE0012R	inden_123cd_pyrene	air+aerosol	0.067	0.237	0.075	0.023	0.01	0	0.012	0.089	-	0.181	0.15	0.205	0.109
SE0014R	inden_123cd_pyrene	air+aerosol	0.031	0.23	0.048	0.03	0.016	0.009	0.004	0.007	0.013	0.078	0.117	0.108	0.056
NO0042G	N1methylnaphtalene	air+aerosol	0.7	0.14	0.109	0.139	0.209	0.038	0.021	0.017	0.019	0.286	0.137	0.257	0.182
NO0042G	N1methylphenanthrene	air+aerosol	0.012	0.005	0.005	0.004	0.003	0.006	0.006	0.006	0.005	0.006	0.008	0.008	0.006
NO0042G	N2methylantracene	air+aerosol	0.002	0.001	0.001	0.001	0.001	0.001	0.001	0.002	0.001	0.001	0.001	0.001	0.001
NO0042G	N2methylnaphtalene	air+aerosol	0.936	0.186	0.163	0.267	0.421	0.078	0.041	0.032	0.035	0.483	0.205	0.3	0.277

Site	Comp	matrix	Jan	Feb	Mar	Apr	May	Jun	Jul	Aug	Sep	Oct	Nov	Dec	Annual
NO0042G	N2methylphenanthrene	air+aerosol	0.018	0.007	0.01	0.007	0.006	0.012	0.011	0.009	0.007	0.011	0.013	0.013	0.011
NO0042G	N3methylphenanthrene	air+aerosol	0.013	0.005	0.007	0.005	0.005	0.009	0.009	0.007	0.005	0.009	0.01	0.009	0.008
NO0042G	N9methylphenanthrene	air+aerosol	0.01	0.004	0.005	0.005	0.005	0.009	0.008	0.007	0.005	0.009	0.01	0.006	0.007
NO0042G	op_DDD	air+aerosol	0.7	0.039	0.076	0.011	0.011	0.085	0.021	0.011	0.013	0.017	0.102	0.055	0.105
NO0042G	op_DDE	air+aerosol	0.199	0.167	0.126	0.068	0.02	0.023	0.022	0.019	0.021	0.038	0.06	0.127	0.078
IS0091R	op_DDT	air+aerosol	0.115	0.114	0.105	0.105	0.104	0.242	0.12	0.107	0.095	0.092	0.096	0.091	0.115
NO0042G	op_DDT	air+aerosol	0.404	0.363	0.254	0.214	0.087	0.075	0.122	0.077	0.104	0.124	0.234	0.313	0.201
CZ0003R	pp_DDD	air+aerosol	0.5	0.5	0.5	0.637	0.94	2	1.362	1.55	1.688	1.512	0.5	1.025	1.056
FI0096G	pp_DDD	air+aerosol	0.04	0.16	0.135	0.03	0.07	0.06	0.12	0.06	0.05	0.015	0.015	0.15	0.075
IS0091R	pp_DDD	air+aerosol	0.115	0.114	0.105	0.105	0.104	0.127	0.12	0.107	0.095	0.092	0.096	0.091	0.106
NO0042G	pp_DDD	air+aerosol	1.322	0.053	0.082	0.015	0.02	0.277	0.062	0.021	0.021	0.028	0.08	0.081	0.193
SE0014R	pp_DDD	air+aerosol	0.375	0.02	0.027	0.032	0.065	0.063	0.076	0.048	0.058	0.05	0.049	0.005	0.072
CZ0003R	pp_DDE	air+aerosol	6.83	7.188	9.6	7.412	9.94	15.625	11.375	28.49	23.837	23.75	8.375	13.337	13.888
FI0096G	pp_DDE	air+aerosol	0.67	0.92	1.206	0.21	0.49	0.12	0.19	0.14	0.21	0.36	2.26	1.08	0.667
IS0091R	pp_DDE	air+aerosol	0.225	0.192	0.105	0.105	0.104	0.127	0.12	0.107	0.095	0.092	0.096	0.091	0.12
NO0042G	pp_DDE	air+aerosol	3.887	1.037	1.035	3.303	1.3	0.323	1.528	0.137	0.218	0.974	0.427	1.657	1.384
SE0012R	pp_DDE	air+aerosol	0.75	0.87	1.17	0.7	1.52	1.55	1.558	1.54	-	1.625	1.89	1.08	1.305
SE0014R	pp_DDE	air+aerosol	1.363	2.194	2.147	1.556	1.364	1.125	1.14	1.826	1.945	2.581	2.024	2.136	1.782
CZ0003R	pp_DDT	air+aerosol	0.82	2.1	1.012	1.337	1.81	1.613	0.738	3.5	2.787	1.275	1.025	1.762	1.672
FI0096G	pp_DDT	air+aerosol	0.11	0.19	0.317	0.1	0.3	0.09	0.16	0.16	0.14	0.13	0.32	0.18	0.189
IS0091R	pp_DDT	air+aerosol	0.115	0.114	0.105	0.105	0.104	0.127	0.12	0.107	0.095	0.092	0.096	0.091	0.106
NO0042G	pp_DDT	air+aerosol	0.343	0.127	0.156	0.089	0.039	0.072	0.213	0.037	0.043	0.049	0.073	0.145	0.123
SE0014R	pp_DDT	air+aerosol	0.271	0.698	0.794	0.825	0.717	0.812	0.756	1.165	0.649	0.682	0.454	0.465	0.692
CZ0003R	PCB_101	air+aerosol	0.63	0.85	0.85	0.85	1.02	1.35	0.662	2.18	1.613	1.662	0.637	0.887	1.11
FI0096G	PCB_101	air+aerosol	0.424	0.735	0.886	0.648	1.651	0.778	1.392	1.401	0.593	0.551	0.748	0.69	0.883
GB0014R	PCB_101	air+aerosol	0.54	0.54	0.54	0.12	0.12	0.12	-	-	-	1.57	1.57	1.57	0.746
IS0091R	PCB_101	air+aerosol	1.306	1.082	1.633	1.56	1.1	1.257	1.075	1.084	0.785	0.624	0.616	0.542	1.053
NO0001R	PCB_101	air+aerosol	0.456	-	0.726	0.654	0.766	1.1	0.988	1.039	0.514	0.846	0.68	0.406	0.746
NO0042G	PCB_101	air+aerosol	0.888	0.469	0.587	0.493	0.323	0.569	0.542	0.325	0.344	0.398	0.401	0.399	0.5
SE0012R	PCB_101	air+aerosol	0.452	0.499	1.249	0.631	1.352	1.593	1.256	1.377	-	0.631	0.535	0.557	0.863
SE0014R	PCB_101	air+aerosol	0.824	0.818	1.197	1.508	1.963	3.372	2.411	3.292	1.611	1.331	0.993	1.131	1.713
IS0091R	PCB_105	air+aerosol	0.115	0.114	0.105	0.105	0.104	0.127	0.12	0.107	0.095	0.092	0.096	0.091	0.106
NO0042G	PCB_105	air+aerosol	0.245	0.047	0.066	0.189	0.059	0.058	0.066	0.026	0.039	0.074	0.044	0.726	0.118
NO0042G	PCB_114	air+aerosol	0.035	0.005	0.007	0.023	0.009	0.007	0.007	0.01	0.016	0.008	0.29	0.097	0.043
CZ0003R	PCB_118	air+aerosol	0.69	0.5	0.713	0.5	0.76	1.275	0.5	1.39	0.5	0.5	0.5	0.5	0.709
FI0096G	PCB_118	air+aerosol	0.141	0.255	0.287	0.149	0.51	0.289	0.393	0.449	0.196	0.143	0.348	0.253	0.288
GB0014R	PCB_118	air+aerosol	0.13	0.13	0.13	0.44	0.44	0.44	0.01	0.01	0.01	0.65	0.65	0.65	0.308
IS0091R	PCB_118	air+aerosol	0.115	0.114	0.314	0.395	0.313	0.242	0.12	0.19	0.163	0.092	0.096	0.091	0.188

Site	Comp	matrix	Jan	Feb	Mar	Apr	May	Jun	Jul	Aug	Sep	Oct	Nov	Dec	Annual
NO0001R	PCB_118	air+aerosol	0.193	-	0.261	0.216	0.334	0.578	0.518	0.349	0.18	0.297	0.347	0.116	0.279
NO0042G	PCB_118	air+aerosol	0.704	0.155	0.207	0.695	0.245	0.186	0.23	0.089	0.123	0.234	0.136	2.588	0.393
SE0012R	PCB_118	air+aerosol	0.213	0.156	0.482	0.194	0.446	0.525	0.39	0.448	-	0.193	0.227	0.169	0.293
SE0014R	PCB_118	air+aerosol	0.296	0.29	0.449	0.582	0.716	1.229	0.893	1.238	0.597	0.454	0.363	0.375	0.627
NO0042G	PCB_122	air+aerosol	0.01	0.005	0.006	0.005	0.016	0.005	0.005	0.006	0.012	0.005	0.005	0.145	0.014
NO0042G	PCB_123	air+aerosol	0.018	0.005	0.006	0.008	0.005	0.005	0.006	0.01	0.013	0.005	0.005	0.07	0.011
NO0042G	PCB_128	air+aerosol	0.132	0.019	0.032	0.147	0.041	0.032	0.036	0.017	0.028	0.047	0.023	0.458	0.071
CZ0003R	PCB_138	air+aerosol	0.63	0.5	0.5	0.825	0.84	0.637	1.05	1.33	1	1.113	0.688	0.8	0.832
FI0096G	PCB_138	air+aerosol	0.121	0.239	0.293	0.146	0.525	0.205	0.233	0.357	0.181	0.157	0.283	0.221	0.25
GB0014R	PCB_138	air+aerosol	0.2	0.2	0.2	0.55	0.55	0.55	0.1	0.1	0.1	0.85	0.85	0.85	0.426
IS0091R	PCB_138	air+aerosol	0.37	0.37	0.446	0.37	0.182	0.127	0.12	0.153	0.095	0.092	0.096	0.135	0.211
NO0001R	PCB_138	air+aerosol	0.26	-	0.307	0.447	0.44	0.867	0.71	0.482	0.334	0.328	0.302	0.156	0.371
NO0042G	PCB_138	air+aerosol	0.817	0.136	0.213	1.209	0.326	0.208	0.255	0.086	0.106	0.29	0.127	0.489	0.354
SE0012R	PCB_138	air+aerosol	0.242	0.247	0.617	0.261	0.634	0.804	0.598	0.642	-	0.28	0.283	0.236	0.411
SE0014R	PCB_138	air+aerosol	0.489	0.536	0.824	1.058	1.604	2.559	1.58	2.571	1.186	1.015	0.652	0.713	1.239
NO0042G	PCB_141	air+aerosol	0.124	0.031	0.032	0.035	0.021	0.051	0.05	0.024	0.03	0.027	0.028	0.221	0.053
NO0042G	PCB_149	air+aerosol	0.515	0.261	0.277	0.261	0.16	0.385	0.28	0.156	0.161	0.191	0.177	1.403	0.323
CZ0003R	PCB_153	air+aerosol	1.01	0.987	1.113	1.775	1.03	1.975	1.213	3.19	2.537	1.938	1.425	2.25	1.706
FI0096G	PCB_153	air+aerosol	0.15	0.313	0.382	0.199	0.566	0.237	0.317	0.399	0.227	0.212	0.283	0.301	0.303
GB0014R	PCB_153	air+aerosol	0.31	0.31	0.31	1.46	1.46	1.46	0.84	0.84	0.84	2.19	2.19	2.19	1.203
IS0091R	PCB_153	air+aerosol	0.319	0.325	0.357	0.355	0.186	0.127	0.303	0.19	0.095	0.092	0.096	0.091	0.21
NO0001R	PCB_153	air+aerosol	0.419	-	0.507	0.817	0.749	1.205	1.349	0.756	0.616	0.505	0.521	0.256	0.625
NO0042G	PCB_153	air+aerosol	1.274	0.23	0.353	2.547	0.761	0.367	0.449	0.139	0.184	0.501	0.209	1.014	0.648
SE0012R	PCB_153	air+aerosol	0.314	0.317	0.836	0.342	0.809	1.03	0.74	0.813	-	0.402	0.35	0.321	0.537
SE0014R	PCB_153	air+aerosol	0.65	0.648	1	1.256	1.864	3.107	2.057	3.191	1.396	1.184	0.776	0.88	1.509
IS0091R	PCB_156	air+aerosol	0.115	0.114	0.105	0.105	0.104	0.127	0.12	0.107	0.095	0.092	0.096	0.091	0.106
NO0042G	PCB_156	air+aerosol	0.045	0.006	0.015	0.084	0.023	0.014	0.013	0.008	0.011	0.022	0.01	0.207	0.031
NO0042G	PCB_157	air+aerosol	0.009	0.005	0.005	0.021	0.008	0.005	0.005	0.008	0.011	0.007	0.007	0.103	0.013
NO0042G	PCB_167	air+aerosol	0.026	0.005	0.007	0.051	0.015	0.007	0.009	0.008	0.012	0.011	0.005	0.113	0.019
NO0042G	PCB_170	air+aerosol	0.072	0.01	0.018	0.132	0.049	0.041	0.024	0.01	0.02	0.043	0.017	0.232	0.048
NO0042G	PCB_18	air+aerosol	5.857	4.319	4.902	2.734	2.444	7.287	7.683	6.157	2.445	1.918	2.44	16.327	5.224
CZ0003R	PCB_180	air+aerosol	0.5	0.5	0.5	0.5	0.5	0.637	0.5	0.82	0.5	0.637	0.5	0.938	0.587
FI0096G	PCB_180	air+aerosol	0.024	0.056	0.071	0.028	0.107	0.032	0.081	0.056	0.039	0.037	0.221	0.059	0.068
GB0014R	PCB_180	air+aerosol	0.06	0.06	0.06	0.19	0.19	0.19	0.06	0.06	0.06	0.22	0.22	0.22	0.133
IS0091R	PCB_180	air+aerosol	0.189	0.114	0.173	0.205	0.104	0.127	0.12	0.107	0.095	0.092	0.096	0.091	0.126
NO0001R	PCB_180	air+aerosol	0.104	-	0.12	0.199	0.206	0.3	0.226	0.183	0.18	0.192	0.102	0.063	0.157
NO0042G	PCB_180	air+aerosol	0.311	0.039	0.076	0.605	0.202	0.128	0.074	0.027	0.041	0.139	0.039	0.14	0.149
SE0012R	PCB_180	air+aerosol	0.09	0.098	0.201	0.086	0.225	0.249	0.188	0.19	-	0.093	0.111	0.084	0.136
SE0014R	PCB_180	air+aerosol	0.158	0.217	0.346	0.453	0.764	1.08	0.621	1.126	0.416	0.422	0.252	0.272	0.514
NO0042G	PCB_183	air+aerosol	0.103	0.014	0.026	0.152	0.042	0.039	0.024	0.013	0.019	0.031	0.015	0.365	0.059
NO0042G	PCB_187	air+aerosol	0.273	0.038	0.067	0.406	0.067	0.093	0.065	0.028	0.034	0.068	0.034	0.835	0.143

Site	Comp	matrix	Jan	Feb	Mar	Apr	May	Jun	Jul	Aug	Sep	Oct	Nov	Dec	Annual
NO0042G	PCB_189	air+aerosol	0.005	0.005	0.006	0.007	0.005	0.005	0.005	0.007	0.011	0.005	0.005	0.005	0.006
NO0042G	PCB_194	air+aerosol	0.014	0.005	0.007	0.038	0.019	0.018	0.007	0.008	0.014	0.015	0.005	0.005	0.013
NO0042G	PCB_206	air+aerosol	0.008	0.005	0.008	0.007	0.007	0.01	0.005	0.009	0.012	0.009	0.005	0.02	0.008
NO0042G	PCB_209	air+aerosol	0.012	0.005	0.006	0.005	0.005	0.005	0.005	0.008	0.015	0.005	0.005	0.015	0.008
CZ0003R	PCB_28	air+aerosol	1.91	1.688	3	2.95	3.03	4.5	3.05	6.51	4.5	3.875	3.45	3.25	3.496
FI0096G	PCB_28	air+aerosol	1.068	1.629	2.024	1.911	2.643	0.838	2.834	1.384	0.802	0.933	2.142	1.179	1.622
GB0014R	PCB_28	air+aerosol	3.49	3.49	3.49	7.31	7.31	7.31	0.01	0.01	0.01	7.17	7.17	7.17	4.49
IS0091R	PCB_28	air+aerosol	2.166	1.998	2.371	3.01	2.372	4.078	1.765	2.492	1.38	1.331	1.395	1.326	2.142
NO0001R	PCB_28	air+aerosol	0.951	-	1.556	1.128	1.115	1.895	1.638	1.748	0.938	1.215	1.346	1.128	1.341
NO0042G	PCB_28	air+aerosol	3.112	2.713	2.873	1.655	1.695	5.215	4.751	3.791	1.77	2.09	2.498	1.627	2.953
SE0012R	PCB_28	air+aerosol	0.82	0.648	2.195	0.787	1.158	1.255	0.965	1.542	-	0.819	0.779	0.758	1.059
SE0014R	PCB_28	air+aerosol	0.846	1.12	1.532	1.5	1.418	1.755	1.3	1.685	1.034	1.153	1.146	1.219	1.311
IS0091R	PCB_31	air+aerosol	1.707	1.605	2.059	3.55	2.612	5.211	1.463	1.937	1.142	1.101	1.153	1.099	2.058
NO0042G	PCB_31	air+aerosol	2.976	2.599	2.73	1.545	1.585	4.955	4.574	3.639	1.623	1.846	2.225	1.536	2.794
NO0042G	PCB_33	air+aerosol	2.056	1.92	1.918	1.13	1.165	3.776	3.591	2.783	1.254	1.53	1.761	7.408	2.403
NO0042G	PCB_37	air+aerosol	0.254	0.28	0.253	0.152	0.161	0.503	0.387	0.298	0.208	0.31	0.341	1.105	0.325
NO0042G	PCB_47	air+aerosol	0.642	0.512	0.6	0.466	0.307	0.781	0.701	0.569	0.38	0.551	0.581	0.44	0.555
CZ0003R	PCB_52	air+aerosol	2.58	2.15	2.788	2.9	3.04	4.438	5.025	6.6	4.325	3.287	2.687	2.775	3.58
FI0096G	PCB_52	air+aerosol	0.957	1.391	1.733	1.807	2.725	1.101	2.915	1.974	0.865	0.96	1.653	1.307	1.624
GB0014R	PCB_52	air+aerosol	1.08	1.08	1.08	0.01	0.01	0.01	1.8	1.8	1.8	0.76	0.76	0.76	0.914
IS0091R	PCB_52	air+aerosol	1.941	1.43	1.9	2.185	2.183	3.347	2.374	2.326	1.86	1.466	1.534	1.32	1.993
NO0001R	PCB_52	air+aerosol	0.842	-	1.335	1.078	1.174	1.762	1.528	1.556	0.826	1.371	1.372	1.12	1.274
NO0042G	PCB_52	air+aerosol	1.539	1.22	1.429	1.064	0.812	1.629	1.442	1.138	0.785	0.895	1.021	1.009	1.2
SE0012R	PCB_52	air+aerosol	0.599	0.655	1.726	0.755	1.159	1.258	0.988	1.288	-	0.729	0.679	0.808	0.945
SE0014R	PCB_52	air+aerosol	0.969	1.014	1.388	1.621	1.933	2.866	1.764	2.24	1.617	1.322	1.021	1.254	1.589
NO0042G	PCB_66	air+aerosol	0.555	0.326	0.349	0.335	0.204	0.53	0.319	0.232	0.218	0.343	0.333	2.514	0.448
NO0042G	PCB_74	air+aerosol	0.309	0.234	0.237	0.223	0.133	0.306	0.215	0.158	0.144	0.216	0.216	0.227	0.22
NO0001R	PCB_99	air+aerosol	0.508	0.842	0.351	0.788	0.28	0.246	0.306	0.191	0.236	0.139	0.142	0.133	0.337
NO0042G	PCB_99	air+aerosol	0.587	0.213	0.263	0.405	0.193	0.185	0.202	0.12	0.152	0.215	0.17	0.326	0.26
NO0042G	perylene	air+aerosol	0.003	0.003	0.001	0.001	0.001	0.001	0.001	0.001	0.001	0.001	0.001	0.003	0.001
CZ0003R	phenanthrene	air+aerosol	6.982	5.825	4.077	2.68	1.335	0.937	0.51	1.203	2.631	4.625	8.087	15.072	4.419
DE0001R	phenanthrene	air+aerosol	1.31	3.71	5.29	3.78	2.82	2.59	1.32	1.44	0.97	2.34	2.18	3.98	2.638
DE0003R	phenanthrene	air+aerosol	1.34	1.85	1.43	0.95	1.34	0.9	1.27	1.24	1.07	1.51	1.98	2.17	1.419
DE0008R	phenanthrene	air+aerosol	4.13	3.01	2.12	1.04	1.73	1.1	0.63	1.32	1.08	3.05	3.59	6.73	2.465
DE0009R	phenanthrene	air+aerosol	2.49	5.89	2.82	1.55	1.89	1.67	1.08	1.41	0.61	1.6	3.24	5.21	2.434
ES0008R	phenanthrene	pm10	0.007	0.007	0.01	0.009	0.009	0.007	0.007	0.006	0.006	0.007	0.006	0.006	0.007
ES0009R	phenanthrene	pm10	-	-	-	-	-	-	0.014	-	-	-	-	-	-
ES0014R	phenanthrene	pm10	-	-	-	-	-	-	-	-	-	-	0.005	-	-
ES0016R	phenanthrene	pm10	-	-	-	-	-	-	-	-	0.005	-	-	-	-

Site	Comp	matrix	Jan	Feb	Mar	Apr	May	Jun	Jul	Aug	Sep	Oct	Nov	Dec	Annual
FI0096G	phenanthrene	air+aerosol	0.24	1	0.51	0.16	0.3	0.08	0.26	0.11	0.18	0.18	0.76	0.34	0.319
GB0014R	phenanthrene	air+aerosol	2.7	2.7	2.7	9.5	9.5	9.5	3.9	3.9	3.9	4.8	4.8	4.8	5.228
NO0042G	phenanthrene	air+aerosol	0.266	0.051	0.13	0.026	0.029	0.05	0.043	0.043	0.039	0.043	0.072	0.152	0.077
SE0012R	phenanthrene	air+aerosol	1.42	1.58	1.28	0.69	0.45	0	0.373	0.92	-	1.125	2.93	1.12	1.146
SE0014R	phenanthrene	air+aerosol	0.93	2.889	1.368	0.899	0.462	0.446	0.33	0.345	0.423	0.886	1.313	1.624	0.979
CZ0003R	pyrene	air+aerosol	1.645	1.253	1.014	0.658	0.22	0.095	0.058	0.195	0.594	1.248	2.032	4.239	1.08
DE0001R	pyrene	air+aerosol	0.25	0.96	2.13	0.43	0.26	0.41	0.13	0.19	0.12	0.45	0.34	1.04	0.558
DE0003R	pyrene	air+aerosol	0.16	0.24	0.18	0.16	0.15	0.05	0.02	0.15	0.12	0.22	0.2	0.54	0.183
DE0008R	pyrene	air+aerosol	0.58	0.4	0.71	0.23	0.16	0.09	0.03	0.13	0.15	0.4	0.43	1.68	0.418
DE0009R	pyrene	air+aerosol	0.38	1.56	0.71	0.26	0.16	0.1	0.15	0.17	0.14	0.28	0.8	1.61	0.52
ES0008R	pyrene	pm10	0.008	0.008	0.014	0.007	0.01	0.006	0.006	0.007	0.007	0.01	0.006	0.007	0.008
ES0009R	pyrene	pm10	-	-	-	-	-	-	0.006	-	-	-	-	-	-
ES0016R	pyrene	pm10	-	-	-	-	-	-	-	-	0.005	-	-	-	-
FI0096G	pyrene	air+aerosol	0.05	0.13	0.092	0.02	0.04	0.02	0.03	0.02	0.06	0.03	0.15	0.05	0.056
GB0014R	pyrene	air+aerosol	0.44	0.44	0.44	1.2	1.2	1.2	0.52	0.52	0.52	1.2	1.2	1.2	0.841
NO0042G	pyrene	air+aerosol	0.095	0.016	0.014	0.006	0.01	0.01	0.007	0.01	0.01	0.007	0.02	0.069	0.023
SE0012R	pyrene	air+aerosol	0.25	0.36	0.17	0.07	0.04	0	0.039	0.16	-	0.315	0.43	0.38	0.224
SE0014R	pyrene	air+aerosol	0.214	0.816	0.32	0.215	0.09	0.073	0.047	0.054	0.076	0.226	0.353	0.357	0.232
NO0042G	retene	air+aerosol	0.02	0.005	0.005	0.002	0.003	0.005	0.005	0.009	0.006	0.004	0.005	0.011	0.007