

Effects of increased biomass removal on the biogeochemistry of two Norwegian forest ecosystems

Holger Lange^[1,*], N. Clarke^[1], O.J. Kjønaas^[1], W. Aas^[2], K. Andreassen^[1], I. Børja^[1], H. Bratli^[1], S. Eich-Greatorex^[3], T. Eldhuset^[1], K. Holt-Hanssen^[1], T. Økland^[1], I. Røsberg^[1], T.A. Sogn^[3] and V. Timmermann^[1]



^[1]Norwegian Forest and Landscape Institute, Ås, Norway, ^[2]Norwegian Institute for Air Research, Kjeller, Norway, ^[3]Norwegian University of Life Sciences, Ås, Norway
*e-mail: holger.lange@skogoglandskap.no

INTRODUCTION

Forests in Norway and in Europe generally are growing faster than ever, whereas harvest intensity is without obvious trend (Fig. 1). This opens the possibility to increase the use of forest products for (bio-)energy production. The Norwegian Government made a commitment to double the biofuel-related production to 14 TWh until 2020. For this purpose, it is economically meaningful to take out all plant parts except stumps (Whole Tree Harvest, WTH) instead of Conventional Harvest (CH) leaving tree crowns, branches, leaves and needles on the ground.

At the same time, these parts of the trees are notoriously nutrient-rich. Thus, WTH takes out a disproportionately large fraction of nutrients (Fig. 2). The freshly started Norwegian research project ECOBREM (2009-2012) is investigating the ecological implications of WTH as compared to CH. Nutrient and carbon balance, decomposition, root dynamics, soil and soil solution chemistry changes, ground vegetation and biodiversity are investigated. As a result, forest areas are classified according to the severity of ecological impacts of WTH, and recommendations given.

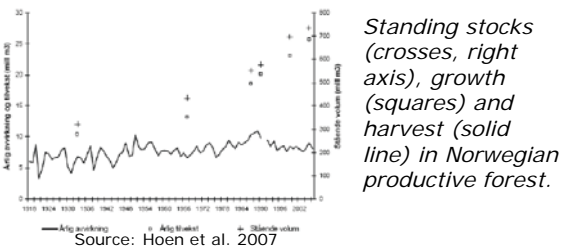


FIGURE 1
Standing stocks (crosses, right axis), growth (squares) and harvest (solid line) in Norwegian productive forest.

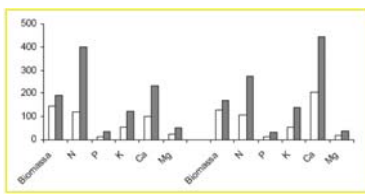


FIGURE 2
Biomass (t/ha) and nutrient (kg/ha) removal due to CH (white) and WTH (grey) in Swedish spruce sites

Source: Swedish Energy Agency 2006

METHODS

- Two research sites will be established in southwest and southeast Norway which represent rather distinct landscape types.
- At each site, pre-harvest measurements are made, and then CH and WTH plots will be compared (Fig. 3).
- Biomass and nutrient content of harvest products, soil chemistry, soil solution, ground vegetation (Fig. 4), roots, soil fungi and other variables will be monitored at the two sites.
- The consequences of different harvesting regimes will be traced over long time periods (Fig. 5).
- Accumulation of soil carbon will be compared according to harvest type (Fig. 6).
- Existing long-term field trials (dating back to the 1970s, in total 20 plots) will be used to constrain the modelling approach (Fig. 7). After calibration, the models will be run according to prescribed harvesting regimes (scenarios).



FIGURE 3 Conventional harvest (left, plant residues remaining on the ground) at a reference site and whole-tree harvest at one of the research sites (right).



FIGURE 4 Detailed monitoring of ground vegetation (e.g. species distribution, abundance, biomass).

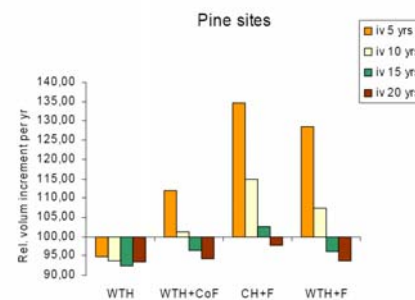


FIGURE 5 Long-term consequences of harvest regimes for pine - relative volume increment. The effect of fertilization (F) after harvest vanishes after 10-15 years.

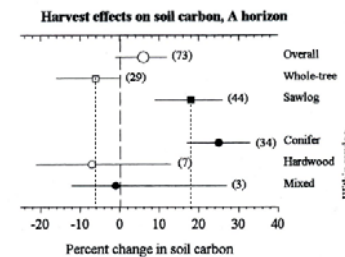


Fig. 2. Plot of A horizon non-parametric meta analysis results for soil C with harvesting. 99% confidence intervals and number of studies (in parenthesis) are shown.

FIGURE 6 A metastudy (Johnson and Curtis 2001) indicates that CH tends to increase, whereas WTH tends to decrease the carbon in soils. However, the results vary greatly, depending e.g. on tree species.

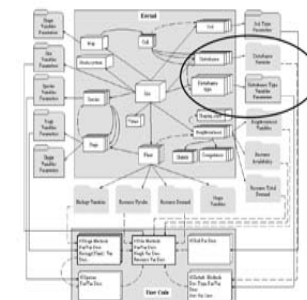


FIGURE 7 Architecture of the modelling framework to be developed. Models where explicit harvest scenarios can be prescribed are focal.